

NATIONAL MISSION FOR CLEAN GANGA (NMCG)
MINISTRY OF JAL SHAKTI DEPARTMENT OF WATER RESOURCES,
RIVER DEVELOPMENT & GANGA REJUVENATION, GOVT. OF INDIA



जल शक्ति मंत्रालय
जल संसाधन, नदी विकास और गंगा संरक्षण विभाग
MINISTRY OF JAL SHAKTI
DEPARTMENT OF WATER RESOURCES,
RIVER DEVELOPMENT & GANGA REJUVENATION

DEVELOPMENT OF NEW SEWAGE TREATMENT PLANTS,
REHABILITATION OF EXISTING SEWAGE TREATMENT
INFRASTRUCTURE AND O&M FOR 15 YEARS IN KANPUR

UNDER

ONE CITY ONE OPERATOR CONCEPT THROUGH HYBRID ANNUITY
BASED PPP MODE (HAM – KANPUR)

(STC agreement dated 19.04.2019 & LOA: Pr-12012/41/2018-PPP/NMCG dated 04.02.2019)

Monthly Progress Report

Of

Project Engineer

APRIL - 2022



Executing Agency
Uttar Pradesh Jal
Nigam
Benajhabar Road,
Kanpur
Uttar Pradesh -
208002



Funding Agency
National Mission for
Clean Ganga
MoWR, River
Development & Ganga
Rejuvenation,
New Delhi



Project Engineer
Shah Technical
Consultant Pvt. Ltd.
117/231 O block,
Geeta Nagar
Kanpur
Uttar Pradesh - 208025



Concessionaire
Kanpur River Management
Pvt. Ltd.
Flat no 101,
1st Floor, 3/83, Vishnupuri,
Kanpur, Uttar Pradesh -
208002

TABLE OF CONTENTS

CONTENTS

MONTHLY PROGRESS REPORT – HAM KANPUR	5
1. INTRODUCTION	5
2. HYBRID ANNUITY MODEL (HAM).....	6
3. OBJECTIVES.....	6
4. HAM KANPUR PROJECT AT A GLANCE	7
5. PROJECT WISE DETAILS OF COMPONENTS UNDER HAM KANPUR PROJECT	8
5.1 PANKHA FACILITIES.....	8
5.2 UNNAO FACILITIES.....	9
5.3 SHUKLAGANJ STP FACILITIES	9
5.4 JAJMAU (PHASE I) FACILITIES.....	10
5.5 JAJMAU PHASE II STP FACILITY	10
5.6 BINGAWAN FACILITIES.....	11
5.7 SAJARI FACILITIES.....	11
6. PHYSICAL PROGRESS OF WORK	12
6.1 MILESTONE WISE ACTIVITIES AND PROGRESS: PANKHA STP FACILITIES.....	13
6.2 MILESTONE WISE ACTIVITIES AND PROGRESS: UNNAO STP	77
6.3 MILESTONE WISE ACTIVITIES AND PROGRESS: SHUKLAGANJ STP	103
7. PRESENT STATUS AND ISSUES OF EXISTING STPS	126
7.1 JAJMAU (PHASE – 1) 130 MLD STP AND IPS REHABILITATION	126
7.2 43 MLD JAJMAU PHASE II	166
7.3 210 MLD BINGAWAN STP	174
7.4 42 MLD SAJARI STP	183
8. STATUS OF BEP & OTHER DETAILS.....	189

LIST OF TABLES

Table 2.1	:	HAM Kanpur Project at a Glance
Table 5.1	:	Pankha Facilities
Table 5.2	:	Unnao Facilities
Table 5.3	:	Shuklaganj Facilities
Table 5.4	:	Jajmau Facilities
Table 5.5	:	Bingawan Facilities
Table 5.6	:	Sajari Facilities
Table 6.1	:	Milestone Wise Activities And Progress: Pankha STP Facilities
Table 6.2	:	Milestone Wise Activities And Progress: Unnao STP Facilities
Table 6.3	:	BEPs and other details

LIST OF FIGURES

Figure 1	:	Objectives of NMCG and UP JAL NIGAM
----------	---	-------------------------------------

ABBREVIATIONS

ASP	Activated Sludge Process
BEP	Basic Engineering Package
BOD	Biochemical Oxygen Demand
CETP	Common Effluent Treatment Plant
COD	Chemical Oxygen Demand
COD	Commercial Operation Date
CPs	Condition Precedent
CTE	Consent To Establish
CTO	Consent to Operate
DFGs	Dual Fuel Generators
DPR	Detailed Project Report
ESHS	Environment, Social, Health And Safety
GOI	Government of India
HAM	Hybrid Annuity Model
I&D	Interception & Diversion
IPS	Intermediate Pumping Station
KPIs	Key Performance Indicators
KRMPL	Kanpur River Management Private Limited
LOA	Letter of Award
MOM	Minutes of Meeting
MPS	Main Pumping Station
O&M	Operation and Maintenance
PLC	Programmable Logic Control
PMC	Project Management Consultant
PDD	Proposal Due Date
PDMC	Project Development and Monitoring Consultant
PPP	Public Private Partnership
QAP	Quality Assurance Plan
RFP	Request for Proposal
RTU	Remote Terminal Unit
RTOLMS	Real Time Online Monitoring System
TOR	Terms of Reference
SBR	Sequential Batch Reactors
STP	Sewage Treatment Plant
TEPH	Treated Effluent Pump House
UASB	Up-Flow Anaerobic Sludge Blanket Reactor

MONTHLY PROGRESS REPORT – HAM KANPUR

1. INTRODUCTION

The Govt. of India, recognizing that long-term rejuvenation of the river Ganga will have significant social and economic benefits on the lives of the 500 million people living along its basin, has identified cleaning of the river Ganga as one of its priorities. For this purpose, in May 2015, the GoI approved the flagship Namami Gange program for cleaning, rejuvenation, and protection of the river Ganga. In January 2016, the GoI approved a hybrid annuity model to implement STP projects under the Namami Gange program on a PPP basis.

Subsequently, the MoWR issued the River Ganga (Rejuvenation, Protection and Management) Authorities Order, 2016 (Ganga 2016 Order) to constitute various authorities to assist the GoI in achieving its aim of effective abatement of pollution in the river Ganga. The Ganga 2016 Order applies to all states in the catchment of the river Ganga basin, including Uttar Pradesh. The Ganga 2016 Order revised the legal status of NMCG (which was initially constituted as a registered society under the Societies Registration Act, 1860) to an authority constituted under the Environment (Protection) Act, 1986 and designated NMCG as the nodal agency for the implementation of the Ganga 2016 Order.

Rapidly increasing population, rising standards of living and exponential growth of industrialization and urbanization have exposed water resources, in general, and rivers, in particular, to various forms of degradation. The mighty Ganga is no exception. The deterioration in the water quality impacts the people immediately. Ganga, in some stretches, particularly during lean seasons has become unfit even for bathing. The threat of global climate change, the effect of glacial melt on Ganga flow and the impacts of infrastructural projects in the upper reaches of the river, raise issues that need a comprehensive response.

The Uttar Pradesh Jal Nigam (Jal Nigam) is a statutory body constituted under the Uttar Pradesh Water Supply and Sewerage Act 1975, and has the power to develop, maintain and regulate water supply and sewerage works in Uttar Pradesh. With a view to implement the Namami Gange program and the Ganga 2016 order in the State of Uttar Pradesh, the Jal Nigam, in association with NMCG has decided to undertake the development of:

- three new STP facilities (30 MLD Pankha, 15 MLD Unnao & 5 MLD Shuklaganj) and their O&M for 15 years;
- rehabilitation of existing 130 MLD Jajmau Phase-I STP facility with O&M for 15 years and;
- O&M for three existing STP facilities (43 MLD Jajmau Phase-II, 210 MLD Bingawan & 42 MLD Sajari) in Kanpur under Hybrid Annuity based PPP mode.

While the Jal Nigam will be the principal executing agency and bidding authority for the Project, NMCG will be responsible for making payments to the Concessionaire and Project Engineer.

2. HYBRID ANNUITY MODEL (HAM)

Government of India has approved the Namami Gange program as an integrated approach for effective abatement of pollution in river Ganga and Yamuna. As part of this and to ensure that no untreated domestic sewage flow into the river Ganga and Yamuna, various interventions are planned such as Interception & Diversion works and development & operation of Sewage Treatment Plants (STPs).

Considering various development models in practice for the construction, operation and maintenance of Sewage Treatment Plants, Government of India has approved the Hybrid Annuity based Public Private Partnership (PPP) mode as one of the options for the development & operation of STPs. Under this model, private investor/developer will design, build, finance, construct, rehabilitate, renovate, operate and maintain the asset (STPs, IPS, and MPS) to the Project Executing Agency/Jal Nigam at the end of the Concession Period (15 years). 40% of the Capital cost will be paid to the developer during construction of the STP. Balance 60% along with Operation & Maintenance (O&M) cost will be paid over the Concession Period on achievement of key performance indicators as per the contract. Entire cost of development and operation of the STPs will be 100% funded by the Government of India as central sector scheme.

NMCG & UPJN appointed M/s. Shah Technical Consultant Pvt. Ltd., as third party engineering firm as Project Engineer for this project through tendering process. Letter of Award is issued dated 4th February 2019 and agreement signed between the parties on 12th April 2019.

3. OBJECTIVES

To achieve above objectives, effective development of three new STP facilities at Pankha, Unnao and Shuklaganj with O&M for 15 years, rehabilitation of existing Jajmau 130 MLD STP with O&M for 15 years and O&M of existing 210 MLD USAB based Bingawan STP facilities, 43 MLD Jajmau and for 42 MLD Sajari STP facilities for 15 years are proposed under this program. The objectives that NMCG and the UP Jal Nigam wish to achieve through the Project are mentioned in Figure 1.

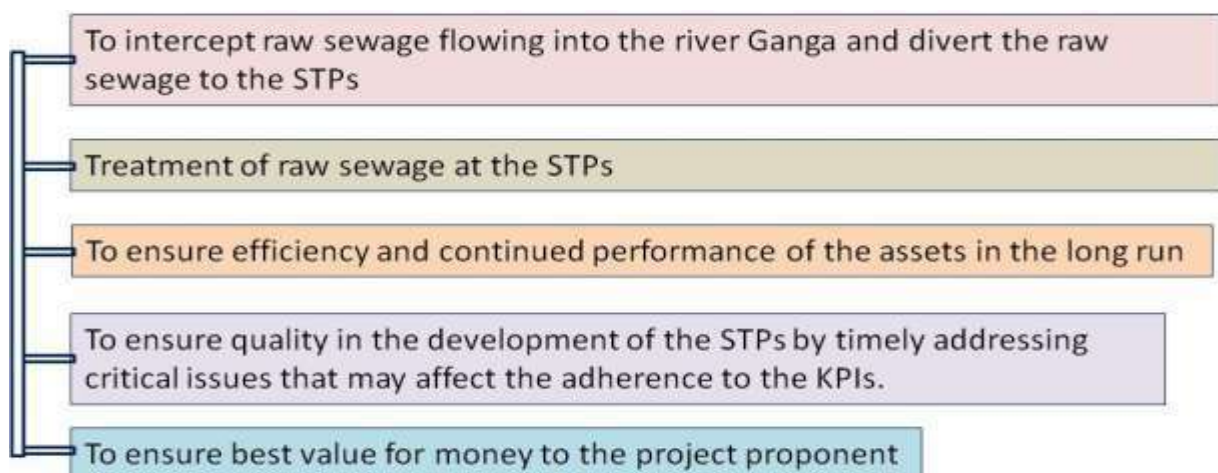


Figure 1: Objectives of NMCG and UP JAL NIGAM

4. HAM KANPUR PROJECT AT A GLANCE

Details of HAM Kanpur project are given in the following table:

Table 2.1: HAM Kanpur Project at a Glance

Name of Project	:	Development of new Sewage Treatment Plants and O&M for 15 years, Rehabilitation of existing Sewage Treatment Infrastructure and O&M for 15 years in Kanpur under One City One Operator concept through Hybrid Annuity based PPP mode. (HAM – Kanpur)
Client	:	National Mission for Clean Ganga (NMCG), New Delhi and UP Jal Nigam
Execution Agency	:	Uttar Pradesh Jal Nigam (UPJN)
Consultant	:	Shah Technical Consultants (P) Ltd. as ‘Project Engineer’
Agreement & LOA	:	STC Agreement dated 12.04.2019 & LOA: Pr-12012/41/2018-PPP/NMCG dated 04.02.2019
Concessionaire	:	Kanpur River Management Private Limited (KRMPL) an SPV of Shapoorji Pallonji & Company Private Limited, Mumbai
Concessionaire’s Agreement	:	14/GM/2018-19 dated 21.12.2018
Cost of Project (CAPEX+OPEX)	:	Rs. 816.25 Cr. (CAPEX 255.50 Cr. + OPEX 560.75 Cr.)
Effective Date	:	11.10.2019
Completion date (as per contract)	:	24 Months from effective date (21 months construction + 3 months trial run)
O&M period	:	15 years after last Commercial Operation Date (COD)
Description of Work	:	<ul style="list-style-type: none"> ➤ Construction of three new STPs (SBR) at different locations (30 MLD at Pankha, 15 MLD at Unnao and 5 MLD STP at Shuklaganj) and related infrastructure with 15 years of O&M; ➤ Rehabilitation of 130 MLD (Phase-I) STP at Jajmau with construction of 200 MLD TEPS and 173 MLD CCT at Jajmau with O&M for 15 years; ➤ O&M of 43 MLD (Phase-II) Jajmau facilities, O&M of 210 MLD Bingawan facilities and O&M of 42 MLD Sajari facilities for 15 years;

5. PROJECT WISE DETAILS OF COMPONENTS UNDER HAM KANPUR PROJECT

HAM Kanpur project is divided into 5 districts of the Kanpur– Pankha (District –III, Kanpur), Unnao & Shuklaganj – (District Unnao), Jajmau – (District I, Kanpur), Bingawan – (District II, Kanpur) and Sajari – (District IV, Kanpur).

Under this project, development and O&M work of total seven STP facilities are proposed in which three new STP facilities based on SBR technology with associated infrastructure have been proposed for - 30 MLD Pankha (District III, Kanpur), 15 MLD Unnao&5 MLD Shuklaganj.

Rehabilitation and O&M for 15 years is proposed for 130 MLD Jajmau STP facilities (Phase-I) and O&M of 210 MLD USAB based Bingawan STP facilities, 43 MLD Jajmau Phase-II and for 42 MLD ASP based Sajari STP facilities for 15 years.

5.1 PANKHA FACILITIES

Project wise components details of Pankha Facilities are given in table 5.1:

Table 5.1: Pankha Facilities

SN	STP Facility	Capacity/Dia./Size	Nos./Length
Date of Start- Effective Date (11.10.2019)			
Scope of Work- New Construction and O&M			
1	STP	30 MLD	1
2	MPS	115MLD	1
3	ICI Nala IPS	25 MLD	1
4	Sundar Nagar	20 MLD	1
5	Thermal Nala (A) tapping	22 MLD	1
6	Thermal Nala (B)(tapping)	8 MLD	1
7	ICI Nala (tapping)	7.85 MLD	1
8	Rising main (IC Nala IPS to collection chamber)	800mm-φ	6.450 km
9	Rising main (Sundar Nagar IPS to collection chamber)	800mm-φ	0.547 km
10	Common Gravity main (collection chamberto MPS)	2000mm- φ	1.948Km
11	Sewer network	16.624 km	
		350mm-φ	2.258 km
		400 mm-φ	0.611 km
		450 mm-φ	0.704 km
		500 mm-φ	0.718 km
		600 mm-φ	1.046 km
		700 mm-φ	1.079 km
		800 mm-φ	3.226 km
		900 mm-φ	1.171 km
		1000 mm- φ	0.060 km
		1200 mm-φ	2.290 km
		1600 mm-φ	1.635 km
		2000 mm-φ	1.826 km
12	Manhole		308 nos.

5.2 UNNAO FACILITIES

Project wise components details of Unnao Facilities are given in table 5.2:

Table 5.2: Unnao Facilities

SN	STP Facility	Capacity/Dia./Size	Nos./Length
Date of Start- Effective Date (11.10.2019)			
Scope of Work- New Construction and O&M			
1.	STP	15 MLD	1
2.	Sump cum Pump house (MPS)	40 MLD	1
3.	I&D works (Nala tapping)	90 MLD	1
4.	Trunk Sewer	1200mm ϕ	3.6Km
5.	Manholes		46 nos.
6.	Rising main (MPS to STP)	750mm ϕ	100m
7.	Rising main (bypass)	750mm ϕ	100m
8.	Effluent gravity channel (STP to discharge point)	1.5m x1.0m	300m
9.	Effluent disposal drain	700mm	570m

5.3 SHUKLAGANJ STP FACILITIES

Project wise components details of Shuklaganj STP are given in table 5.3:

Table 5.3: Shuklaganj Facilities

SN	STP Facility	Capacity/Dia./Size	Nos./Length
Date of Start- Effective Date (11.10.2019)			
Scope of Work- New Construction and O&M			
1.	STP	5 MLD	1
2.	Sump cum Pump house (MPS)	20 MLD	1
3.	Connecting sewer (in zone 2)	400-500mm ϕ	200m
	Effluent Disposal line	400mm ϕ	310m
	(I&D to STP)	600mm ϕ	430m
	I&D works (Nala tapping)	45 MLD	1
4.	Collection chamber	3.5mx3.6mx1m	1
5.	Rising main (MPS to STP)	500mm ϕ	50m
6.	Rising main (bypass)	500mm ϕ	50m
7.	Effluent channel (STP to discharge point)	1.5m x1m	100m

5.4 JAJMAU (PHASE I) FACILITIES

Project wise components details of Jajmau are given in table 5.4:

Table 5.4: Jajmau Facilities

SN	STP Facility	Capacity/Dia./Size
Date of Start- Effective Date (11.10.2019)		
Scope of Work- Renovation and O&M		
1	STP (ASP) with power Generation	130 MLD
2	Sump cum Pump house (TEPH)	200 MLD
3	CCT	173 MLD
4	Nawabganj IPS	14.35 MLD
	PH1	5.35 MLD
	PH2	9 MLD
7	Parmat IPS	66.67 MLD
	PH1	32.83 MLD
	PH2	21.6 MLD
	PH3	12.4 MLD
11	Baba Ghat / Muar mill IPS	7.42 MLD
	Guptar Ghat IPS	1.44 MLD
	Jajmau CSPA	129.6 MLD

5.5 JAJMAU PHASE II STP FACILITY

Project wise components details of Jajmau Phase II are given in table 5.4:

SN	STP Facility	Capacity/Dia./Size
Date of Start- Effective Date (11.10.2019)		
Scope of Work- Renovation and O&M		
1	Khalasi Lane IPS	50.69 MLD
2	Sanjaypuram IPS	4.03 MLD
3	Jajmau MPS	25 MLD

5.6 BINGAWAN FACILITIES

Project wise component detail of Bingawan is given in table 5.5:

Table 5.5: Bingawan Facilities

SN	STP Facility	Capacity/Dia./Size
Schedule Handing Over Date- 01.04.2019		
Scope of Work- Renovation and O&M		
1	STP (USAB)	210 MLD
2	Installation of online monitoring system (RTOLMS)	
3	Bingawan MPS	200 MLD
4	Rakhimandi IPS	108 MLD
5	Halwakhanda IPS	69.12 MLD
	Munshipurwa IPS	18.79 MLD
7	Sisamau Nala (tapping)	8 MLD

5.7 SAJARI FACILITIES

Project wise component detail of Sajari is given in table 5.6

Table 5.6: Sajari Facilities

SN	STP Facility	Capacity/Dia./Size
Schedule Handing Over Date- 11.10.2019		
Scope of Work- O&M for 15 years		
1	STP on ASP Technology	42 MLD
2	MPS	42.24 MLD
3	Chakeri IPS	14.33 MLD
4	Sanigawan IPS	14.33 MLD

6. PHYSICAL PROGRESS OF WORK

As per the provision of Concessionaire Agreement, effective date of the project was to be declared before 19th April 2019. Effective date for work execution under HAM Kanpur project was declared on 11th October 2019. Hence, work related to construction / execution of new STP facilities and related infrastructure started after effective date i.e.

- i. transfer of land for STP in Pankha from KDA;
- ii. permission of laying of sewer line along road in Pankha from KDA;
- iii. Unnao & Shuklaganj and renovation of existing facilities i.e. Jajmau 130 MLD.

The overall physical progress of the facilities have been taken in the same proportion as financial progress as per milestones in approved Construction Plan. Overall progress can be monitored as project works have been divided in eight milestones each having progress of 12.5%. Execution of works of new STP facilities and O&M of existing facilities were hampered because of COVID-19 pandemic. Nationwide lockdown was imposed in April 2020 to June 2020 due to which work progress was affected severely. Again in April 2021, due to second wave of COVID-19 progress of work was again affected as majority of workers, staff and officials were affected by the second wave of COVID pandemic.

Once process of unlock started, the Concessionaire was asked to speed up the work. The Concessionaire submitted revised construction plans for new STP construction facilities compensating relevant construction milestone works with extended timeline. Originally, the scheduled date of project completion was 10th October 2021 i.e. 24 months from the effective date. But due to COVID pandemic and heavy rainfall during monsoon season of 2021, milestone works were lagging far behind the schedule. On dated 03.09.2021, in the JMD UPJN meeting, new target date for completion of balance works of Pankha and Unnao STPs was given i.e. 15th Dec. 2021. But the works of these STPs couldn't be completed on 15th Dec. 2021 due to inadequate deployment of manpower and poor work planning / lack of double shift working at these facilities. In the NMCG meeting dated 30.12.2021, the Concessionaire assured to make Pankha plant operational on 15.01.2022 by taking Thermal Nala-A flow into the STP. For Unnao STP, NMCG directed the Concessionaire to complete the works of STP by 31.01.2022.

In the NMCG meeting dated 17.02.2022 the Concessionaire requested for final time extension due to COVID-19 1st & 2nd waves as per guidelines released by GOI and also requested for extension due to additional works under variation. With above, the Concessionaire requested for EOT for Pankha till 25/04/2022 and for Unnao till 15/05/2022. DG NMCG discussed EOT with UPJN and PE and it was decided to grant the EOT for the aforesaid period with condition of double penalty if works still not completed within extended time. The progress of construction of new STP facilities is given in following headings.

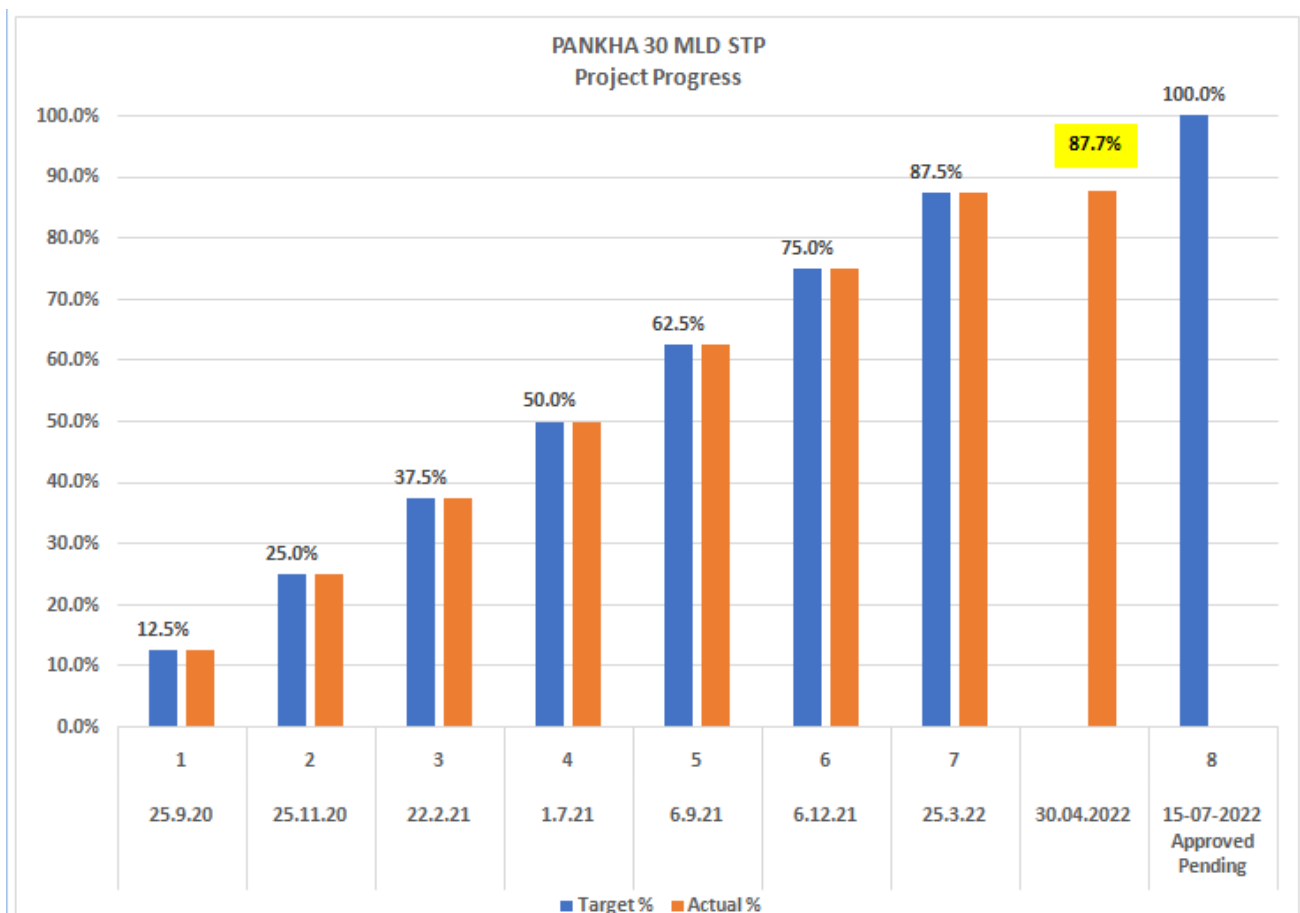
During 11th & 12th April 2022, ED (T) along with Mr. Rajat Kumar Gupta, SWMS NMCG visited Kanpur to know about the status and progress of the project. It was noted that due

to fund issues with KRMPL, desired progress of STPs has not been achieved. PE informed that at Pankha and Unnao STPs 85-90% of civil works are completed but due to non supply / erection of E&M equipments and incomplete works of sewer laying/manholes and IPS (Sundar Nagar & ICI Nala) progress is not increasing. Also, since last month manpower is extremely low (15-20) and KRMPL will not be able to complete the Pankha and Unnao STPs at scheduled extended dates.

In the NMCG meeting dated 27.04.2022, chaired by DG, progress and status of HAM Kanpur project was again discussed. It was noted that KRMPL has missed the final deadline i.e. 25.04.2022 for the completion of Pankha STP and will also miss the Unnao STP completion date i.e. 15.05.2022. DG, NMCG expressed displeasure towards KRMPL and after discussion completion dates of Pankha and Unnao were decided as 15.07.2022 and 15.06.2022 respectively. DG, NMCG also put condition that failing to complete the mentioned plants on time KRMPL will be subjected to triple fold penalty.

6.1 MILESTONE WISE ACTIVITIES AND PROGRESS: PANKHA STP FACILITIES

The progress of works related to the 30 MLD STP at Pankha is very slow. Till date total progress is 87.78%. As per direction given in the NMCG meeting dated 27.04.2022, KRMPL needs to complete Pankha plant by 15.07.2022. Status and progress of Pankha STP is as following:



- Till April 2022 overall progress is 87.78%. Manpower deployed at the site was 15-20 nos. KRMPL need to increase the manpower over 300 and work in night shift as directed in the

NMCG meeting dated 27.04.2022, 17.02.2022, 30.12.2021 and 17.11.2021 so that simultaneous works on multiple site could be started to complete the STP works at earliest;

- It was noticed by PE and UPJN that at Pankha STP night shift workers are same which work in day shift. Because of this, efficiency and pace of work get negatively affected. In the NMCG meeting dated 30.12.2021, the Concessionaire was directed to submit night shift work plan with separate set of workers from day time for which the Concessionaire agreed. But its compliance by KRMPL is still not done;
- Status of progress of different STP units till April 2022 are as following:

STP Units	Target %	Achieved %
I&D structure (All 3)	100%	65%
Sewer Laying (13 km of 16.624)	100%	80%
Manholes (230 completed of 308)	100%	75%
Rising Main (3.12 km of 7 km)	100%	45%
MPS	100%	90%
PTU	100%	90%
SBR	100%	95%
Air Blower	100%	85%
CCT	100%	95%
Chlorination Room	100%	95%
Supernatant Sump	100%	95%
Sludge Thickener	100%	95%
Centrifuge Building	100%	85%
Effluent Disposal System	100%	95%
Admin Building	100%	85%
Staff Quarter	100%	85%
Guard Room	100%	85%
Transformer Yard	100%	95%
DG Set	100%	50%
Boundary Wall	100%	85%

- STP site units not functional due to pending installation of E&M items - sludge thickener, centrifuge, superintendent, chlorination system, etc. KRMPL taking sewage from Thermal Nala A to MPS, PTU, SBR Basin 1 and 2 and discharging through CCT by effluent channel to River Pandu;
- Supply of following E&M Equipments still pending:

- Chlorination System (partially received)
- SCADA & PLC pending delivery;
- All Instrumentation at 3rd party inspection

SUMMARY OF MILESTONE WISE PROGRESS AT PANKHA STP

Milestone	Schedule Completion date	Actual completion date	Milestone Amount (Rs.)	Targeted Progress till 30.04.2022		
				Milestone Amount (Rs.)	% Target	% Achieved
1st milestone	25.09.2020	25.09.2020	12,48,39,750.00	12,48,39,750	12.50%	12.50%
2nd milestone	25.11.2020	25.11.2020	12,48,39,750.00	12,48,39,750	12.50%	12.50%
3rd Milestone	22.02.2021	22.02.2021	12,48,39,750.00	12,48,39,750	12.50%	12.50%
4th Milestone	01.07.2021	01.07.2021	12,48,39,750.00	12,48,39,750	12.50%	12.50%
11,83,33,242	06.09.2021	06.09.2021	12,48,39,750.00	12,48,39,750	12.50%	12.50%
6th milestone	06.12.2021	06.12.2021	12,48,39,750.00	12,48,39,750	12.5%	12.50%
7th milestone	25.03.2022	25.03.2022	12,48,39,750.00	996,68,844	12.5%	9.98%
8th milestone	15.07.2022 Approval pending	Not completed	12,48,39,750.00	279,54,488	12.5%	2.8%
Overall Progress	99,87,18,000.00			8766,61,833	100%	87.78%
Total %	100.00%			87.78%	100%	87.78%

Milestone wise activities and their progress of work for Pankha STP are given in table 6.1:

Table 6.1: Milestone wise Progress – 30 MLD Pankha STP

S N	Description of Items	BOQ Amount	Milestone-1 (From 26th Nov.'19 to 25th Sep'20)		Milestone-2 (From 26th Sep.'20 to 25th Nov.'20)		Milestone-3 (From 26th Nov.'20 to 22nd Feb'21)		Milestone-4 (From 23rd Feb'21 to 01 July'21)		Milestone-5 (From 2nd July'21 to 06th September'21)		Milestone-6 (From 07th September'21 to 06th December'21)		Milestone-7 (From 07th December'21 to 25th Mar'22)		Achieved for 7th Milestone		Milestone-8 (From 26th Mar'22 to 25th Apr'22)		Achieved for 8th Milestone	
			%	Amount(Rs.)	%	Amount(Rs.)	%	Amount(Rs.)	%	Amount(Rs.)	%	Amount(Rs.)	%	Amount(Rs.)	%	Amount(Rs.)	%	Amount(Rs.)	%	Amount(Rs.)	%	Amount(Rs.)
A	Design & Drawing & STP & Sewer Laying works																					
	A. On approval of BEP	249,67,950.00	100%	249,67,950													-				-	
	B. On approval of design & drawings for Civil & Sewerage works	249,67,950.00	100%	249,67,950													-				-	
B	CONSTRUCTION																-				-	
	STP (30 MLD)																-				-	
1	SBR Basin Area																-				-	
	CIVIL WORK																-				-	
	Site Clearance	2,50,000.00	100%	2,50,000					-		-		-		-		-		-		-	
	Excavation	98,38,400.00	100%	98,38,400					-		-		-		-		-		-		-	
	PCC	147,57,600.00	100%	147,57,600					-		-		-		-		-		-		-	

S N	Description of Items	BOQ Amount	Milestone- 1 (From 26th Nov.'19 to 25th Sep'20)		Milestone- 2 (From 26th Sep.'20 to 25th Nov.'20)		Milestone- 3 (From 26th Nov.'20 to 22nd Feb'21)		Milestone- 4 (From 23rd Feb'21 to 01 July'21)		Milestone- 5 (From 2nd July'21 to 06th September' 21)		Milestone- 6 (From 07th September' 21 to 06th December' 21)		Milestone- 7 (From 07th December' 21 to 25th Mar'22)		Achieved for 7th Milestone		Milestone- 8 (From 26th Mar'22 to 25th Apr'22)		Achieved for 8th Milestone	
			%	Amount(Rs.)	%	Amount(Rs.)	%	Amount(Rs.)	%	Amount(Rs.)	%	Amount(Rs.)	%	Amount(Rs.)	%	Amount(Rs.)	%	Amount(Rs.)	%	Amount(Rs.)	%	Amount(Rs.)
	RCC Foundation/Raft	245,96,000.00	40%	98,38,400	60%	147,57,600		-		-		-		-		-		-		-		-
	Wall 50% of total lift work	245,96,000.00		-	100%	245,96,000		-		-		-		-		-		-		-		-
	Walls (balance 50% of Total Lift work)	245,96,000.00		-		-	60%	147,57,600	38%	93,46,480	2%	4,91,920		-		-		-		-		-
	Baffle Walls work	122,98,000.00		-		-	55%	67,63,900	38%	46,73,240	7%	8,60,860		-		-		-		-		-
	Walkway/Platform	122,98,000.00		-		-		-	47%	57,96,063	28%	34,27,437	20%	24,15,095	5%	6,59,173		-		-		-
	Finishing Work	145,96,000.00		-		-		-		-		-	30%	43,78,800	40%	58,38,400	35%	51,08,600	30%	43,78,800		-
	MECHANICAL WORK									-		-		-		-		-		-		-
	A. DECANTERS									-		-		-		-		-		-		-
	(i) On supply of machinery/equipment at site	313,59,900.00								-		-	100%	313,59,900		-		-		-		-
	(ii) On completion of erection works	36,89,400.00								-		-		-	50%	18,44,700	50%	18,44,700	50%	18,44,700		-
	(iii) On completion of Testing of equipment	18,44,700.00								-		-		-		-		-	100%	18,44,700	50%	9,22,350

S N	Description of Items	BOQ Amount	Milestone-1 (From 26th Nov.'19 to 25th Sep'20)		Milestone-2 (From 26th Sep.'20 to 25th Nov.'20)		Milestone-3 (From 26th Nov.'20 to 22nd Feb'21)		Milestone-4 (From 23rd Feb'21 to 01 July'21)		Milestone-5 (From 2nd July'21 to 06th September' 21)		Milestone-6 (From 07th September' 21 to 06th December' 21)		Milestone-7 (From 07th December' 21 to 25th Mar'22)		Achieved for 7th Milestone		Milestone-8 (From 26th Mar'22 to 25th Apr'22)		Achieved for 8th Milestone	
			%	Amount(Rs.)	%	Amount(Rs.)	%	Amount(Rs.)	%	Amount(Rs.)	%	Amount(Rs.)	%	Amount(Rs.)	%	Amount(Rs.)	%	Amount(Rs.)	%	Amount(Rs.)	%	Amount(Rs.)
		00.00																	0 %	700	%	50
										-		-		-		-		-		-		-
	B. DIFFUSERS									-		-		-		-		-		-		-
	(i) On supply of machinery/equipment at site	209,06,600.00								-	100 %	209,06,600		-		-		-		-		-
	(ii) On completion of erection works	24,59,600.00										-		-	50 %	12,29,800	50 %	12,29,800	50 %	12,29,800		-
	(iii) On completion of Testing of equipment	12,29,800.00								-		-		-		-		-	100 %	12,29,800	50 %	6,14,900
										-		-		-		-		-		-		-
	C. RAS & SAS PUMPS									-		-		-		-		-		-		-
	(i) On supply of machinery/equipment at site	209,06,600.00							50 %	104,53,300	50 %	104,53,300		-		-		-		-		-
	(ii) On completion of erection works	24,59,600.00								-		-	50 %	12,29,800	50 %	12,29,800		-		-		-
	(iii) On completion of Testing of equipment	12,29,800.00								-		-		-		-		-	100 %	12,29,800		-

S N	Description of Items	BOQ Amount	Milestone- 1 (From 26th Nov.'19 to 25th Sep'20)		Milestone- 2 (From 26th Sep.'20 to 25th Nov.'20)		Milestone- 3 (From 26th Nov.'20 to 22nd Feb'21)		Milestone- 4 (From 23rd Feb'21 to 01 July'21)		Milestone- 5 (From 2nd July'21 to 06th September' 21)		Milestone- 6 (From 07th September' 21 to 06th December' 21)		Milestone- 7 (From 07th December' 21 to 25th Mar'22)		Achieved for 7th Milestone		Milestone- 8 (From 26th Mar'22 to 25th Apr'22)		Achieved for 8th Milestone	
			%	Amount(Rs.)	%	Amount(Rs.)	%	Amount(Rs.)	%	Amount(Rs.)	%	Amount(Rs.)	%	Amount(Rs.)	%	Amount(Rs.)	%	Amount(Rs.)	%	Amount(Rs.)	%	Amount(Rs.)
									-		-		-		-		-		-		-	
	D. PIPES & FITTINGS								-		-		-		-		-		-		-	
	(i) On supply of machinery/equipment at site	104,53,300.00							-		-	100%	104,53,300		-		-		-		-	
	(ii) On completion of erection works	12,29,800.00							-		-	75%	9,22,350	25%	3,07,450		-		-		-	
	(iii) On completion of Testing of equipment	6,14,900.00							-		-	20%	1,22,980		-		-	80%	4,91,920		-	
2	Chlorine Contact Tank Area																-				-	
	Site Clearance	1,50,000.00	100%	1,50,000		-		-	-		-		-		-		-		-		-	
	Excavation	7,37,880.00	100%	7,37,880		-		-	-		-		-		-		-		-		-	
	PCC	11,06,820.00	100%	11,06,820		-		-	-		-		-		-		-		-		-	
	RCC Foundation/Raft	46,11,750.00			100%	46,11,750		-	-		-		-		-		-		-		-	

S N	Description of Items	BOQ Amount	Milestone- 1 (From 26th Nov.'19 to 25th Sep'20)		Milestone- 2 (From 26th Sep.'20 to 25th Nov.'20)		Milestone- 3 (From 26th Nov.'20 to 22nd Feb'21)		Milestone- 4 (From 23rd Feb'21 to 01 July'21)		Milestone- 5 (From 2nd July'21 to 06th September' 21)		Milestone- 6 (From 07th September' 21 to 06th December' 21)		Milestone- 7 (From 07th December' 21 to 25th Mar'22)		Achieved for 7th Milestone		Milestone- 8 (From 26th Mar'22 to 25th Apr'22)		Achieved for 8th Milestone	
			%	Amount(Rs.)	%	Amount(Rs.)	%	Amount(Rs.)	%	Amount(Rs.)	%	Amount(Rs.)	%	Amount(Rs.)	%	Amount(Rs.)	%	Amount(Rs.)	%	Amount(Rs.)	%	Amount(Rs.)
	Wall 50% of total lift work	27,67,050.00		-	100%	27,67,050		-		-		-		-		-		-		-		-
	Walls (balance 50% of Total Lift work)	27,67,050.00		-		-	100%	27,67,050		-		-		-		-		-		-		-
	Baffle Walls work	36,89,400.00		-		-	70%	25,82,580	25%	9,22,350	3%	1,10,682	2%	73,788		-		-		-		-
	Finishing Work	27,67,050.00		-		-		-		-		-		-	80%	22,13,640	55%	15,21,878	20%	5,53,410		-
3	Chlorination House Area																-				-	
	CIVIL WORK									-		-		-		-		-		-		-
	Site Clearance	1,00,000.00	100%	1,00,000		-		-		-		-		-		-		-		-		-
	Excavation	3,68,940.00	100%	3,68,940		-		-		-		-		-		-		-		-		-
	PCC	5,53,410.00	100%	5,53,410		-		-		-		-		-		-		-		-		-
	RCC Foundation/Column footing	27,67,050.00		-	100%	27,67,050		-		-		-		-		-		-		-		-

S N	Description of Items	BOQ Amount	Milestone- 1 (From 26th Nov.'19 to 25th Sep'20)		Milestone- 2 (From 26th Sep.'20 to 25th Nov.'20)		Milestone- 3 (From 26th Nov.'20 to 22nd Feb'21)		Milestone- 4 (From 23rd Feb'21 to 01 July'21)		Milestone- 5 (From 2nd July'21 to 06th September' 21)		Milestone- 6 (From 07th September' 21 to 06th December' 21)		Milestone- 7 (From 07th December' 21 to 25th Mar'22)		Achieved for 7th Milestone		Milestone- 8 (From 26th Mar'22 to 25th Apr'22)		Achieved for 8th Milestone	
			%	Amount(Rs.)	%	Amount(Rs.)	%	Amount(Rs.)	%	Amount(Rs.)	%	Amount(Rs.)	%	Amount(Rs.)	%	Amount(Rs.)	%	Amount(Rs.)	%	Amount(Rs.)	%	Amount(Rs.)
		50.00			0 %	050																
	Column & Beam	9,22,35 0.00	-		5 0 %	4,61,1 75	5 0 %	4,61,1 75	-		-		-		-		-		-		-	
	Ground floor Slab	9,22,35 0.00	-			-		-	5 0 %	4,61,1 75	5 0 %	4,61,1 75		-		-		-		-		-
	Column & Beam	9,22,35 0.00	-			-	1 0 0 %	9,22,3 50		-		-		-		-		-		-		-
	Roof Slab	18,44,7 00.00	-			-		-	1 0 0 %	18,44, 700		-		-		-		-		-		-
	Brickwork & Plaster	18,44,7 00.00	-			-		-	1 0 %	1,84,4 70	2 0 %	3,68,9 40	7 0 %	12,91, 290		-		-		-		-
	Finishing Work	18,44,7 00.00	-			-		-		-		-		-	1 0 0 %	18,44, 700	5 5 %	10,14, 585		-		-
	MECHANICAL WORK									-		-		-		-		-		-		-
	A. CHLORINATION SYSTEM									-		-		-		-		-		-		-
	(i) On supply of machinery/equipment at site	31,35,9 90.00								-		-		-	1 0 0 %	31,35, 990	9 0 %	28,22, 391		-		-
	(ii) On completion of erection works														1							

S N	Description of Items	BOQ Amount	Milestone-1 (From 26th Nov.'19 to 25th Sep'20)		Milestone-2 (From 26th Sep.'20 to 25th Nov.'20)		Milestone-3 (From 26th Nov.'20 to 22nd Feb'21)		Milestone-4 (From 23rd Feb'21 to 01 July'21)		Milestone-5 (From 2nd July'21 to 06th September'21)		Milestone-6 (From 07th September'21 to 06th December'21)		Milestone-7 (From 07th December'21 to 25th Mar'22)		Achieved for 7th Milestone		Milestone-8 (From 26th Mar'22 to 25th Apr'22)		Achieved for 8th Milestone	
			%	Amount(Rs.)	%	Amount(Rs.)	%	Amount(Rs.)	%	Amount(Rs.)	%	Amount(Rs.)	%	Amount(Rs.)	%	Amount(Rs.)	%	Amount(Rs.)	%	Amount(Rs.)	%	Amount(Rs.)
		3,68,940.00								-		-		-	000%	3,68,940		-		-		-
	(iii) On completion of Testing of equipment	1,84,470.00								-		-		-		-		-	100%	1,84,470		-
										-		-		-		-		-		-		-
	B. HOIST WORKS									-		-		-		-		-		-		-
	(i) On supply of machinery/equipment at site	7,83,997.50							100%	7,83,998		-		-		-		-		-		-
	(ii) On completion of erection works	92,235.00								-		-		-	100%	92,235		-		-		-
	(iii) On completion of Testing of equipment	46,117.50								-		-		-		-		-	100%	46,118		-
										-		-		-		-		-		-		-
	ELECTRICAL & INSTRUMENTATION WORK									-		-		-		-		-		-		-
	(i) On supply of machinery/equipment at site	15,67,995.00								-		-		-	100%	15,67,995	50%	7,83,998		-		-
	(ii) On completion of erection works																	1				

S N	Description of Items	BOQ Amount	Milestone- 1 (From 26th Nov.'19 to 25th Sep'20)		Milestone- 2 (From 26th Sep.'20 to 25th Nov.'20)		Milestone- 3 (From 26th Nov.'20 to 22nd Feb'21)		Milestone- 4 (From 23rd Feb'21 to 01 July'21)		Milestone- 5 (From 2nd July'21 to 06th September' 21)		Milestone- 6 (From 07th September' 21 to 06th December' 21)		Milestone- 7 (From 07th December' 21 to 25th Mar'22)		Achieved for 7th Milestone		Milestone- 8 (From 26th Mar'22 to 25th Apr'22)		Achieved for 8th Milestone	
			%	Amount(Rs.)	%	Amount(Rs.)	%	Amount(Rs.)	%	Amount(Rs.)	%	Amount(Rs.)	%	Amount(Rs.)	%	Amount(Rs.)	%	Amount(Rs.)	%	Amount(Rs.)	%	Amount(Rs.)
		1,84,470.00							-		-		-		-		-	00%	1,84,470		-	
	(iii) On completion of Testing of equipment	92,235.00							-		-		-		-		-	100%	92,235		-	
4	Sludge Thickener Area																-				-	
	CIVIL WORK								-		-		-		-		-		-		-	
	Site Clearance	1,00,000.00	100%	1,00,000		-		-	-		-		-		-		-		-		-	
	Excavation	7,37,880.00	100%	7,37,880		-		-	-		-		-		-		-		-		-	
	PCC	11,06,820.00	100%	11,06,820		-		-	-		-		-		-		-		-		-	
	RCC Foundation wall/base slab	36,89,400.00			100%	36,89,400		-	-		-		-		-		-		-		-	
	Wall 50% of total lift work	27,67,050.00			100%	27,67,050		-	-		-		-		-		-		-		-	
	Walls (balance 50% of Total Lift						6		4													

S N	Description of Items	BOQ Amoun t	Milestone- 1 (From 26th Nov.'19 to 25th Sep'20)		Milestone- 2 (From 26th Sep.'20 to 25th Nov.'20)		Milestone- 3 (From 26th Nov.'20 to 22nd Feb'21)		Milestone- 4 (From 23rd Feb'21 to 01 July'21)		Milestone- 5 (From 2nd July'21 to 06th September' 21)		Milestone- 6 (From 07th September' 21 to 06th December' 21)		Milestone- 7 (From 07th December' 21 to 25th Mar'22)		Achieved for 7th Milestone		Milestone- 8 (From 26th Mar'22 to 25th Apr'22)		Achieved for 8th Milestone	
			%	Amou nt(Rs.)	%	Amou nt(Rs.)	%	Amou nt(Rs.)	%	Amou nt(Rs.)	%	Amou nt(Rs.)	%	Amou nt(Rs.)	%	Amou nt(Rs.)	%	Amou nt(Rs.)	%	Amou nt(Rs.)		
	work)	27,67,050.00		-		-	0%	16,60,230	0%	11,06,820		-		-		-		-		-		-
	Finishing Work	18,44,700.00		-		-		-		-	50%	9,22,350	40%	7,37,880	10%	1,84,470		-		-		-
	MECHANICAL WORK									-		-		-		-		-		-		-
	SLUDGE THICKENER MECHANISM									-		-		-		-		-		-		-
	(i) On supply of machinery/equipment at site	47,03,985.00								-		-	100%	47,03,985		-		-		-		-
	(ii) On completion of erection works	5,53,410.00								-		-	100%	5,53,410		-		-		-		-
	(iii) On completion of Testing of equipment	2,76,705.00								-		-		-		-		-	100%	2,76,705		-
5	Inlet / Stilling Chamber Area																	-				-
	Site Clearance	50,000.00		-	100%	50,000		-		-		-		-		-		-		-		-
	Excavation	2,45,960.00		-	100%	2,45,960		-		-		-		-		-		-		-		-
	PCC				1																	

S N	Description of Items	BOQ Amount	Milestone- 1 (From 26th Nov.'19 to 25th Sep'20)		Milestone- 2 (From 26th Sep.'20 to 25th Nov.'20)		Milestone- 3 (From 26th Nov.'20 to 22nd Feb'21)		Milestone- 4 (From 23rd Feb'21 to 01 July'21)		Milestone- 5 (From 2nd July'21 to 06th September' 21)		Milestone- 6 (From 07th September' 21 to 06th December' 21)		Milestone- 7 (From 07th December' 21 to 25th Mar'22)		Achieved for 7th Milestone		Milestone- 8 (From 26th Mar'22 to 25th Apr'22)		Achieved for 8th Milestone	
			%	Amou nt(Rs.)	%	Amou nt(Rs.)	%	Amou nt(Rs.)	%	Amou nt(Rs.)	%	Amou nt(Rs.)	%	Amou nt(Rs.)	%	Amou nt(Rs.)	%	Amou nt(Rs.)	%	Amou nt(Rs.)	%	Amou nt(Rs.)
		3,68,940.00		-	0 0 %	3,68,940		-		-		-		-		-		-		-		-
	RCC Foundation/Column footing	12,29,800.00		-	1 0 0 %	12,29,800		-		-		-		-		-		-		-		-
	Column & Beam	9,22,350.00		-		-	1 0 0 %	9,22,350		-		-		-		-		-		-		-
	RCC Slab	9,22,350.00		-		-		-	1 0 0 %	9,22,350		-		-		-		-		-		-
	RCC Wall	12,29,800.00		-		-		-		-	5 0 %	6,14,900	5 0 %	6,14,900		-		-		-		-
	Final finishing including Staircases,Railing,Shade,Painting, etc.	12,29,800.00		-		-		-		-		-	5 0 %	6,14,900	5 0 %	6,14,900	5 %	61,490		-		-
6	Manual & Mechanical Fine Bar Screen Chamber Area																-					-
	Site Clearance	50,000.00		-		-	1 0 0 %	50,000		-		-		-		-		-		-		-
	Excavation	2,45,960.00		-		-	1 0 0 %	2,45,960		-		-		-		-		-		-		-
	PCC						1															

S N	Description of Items	BOQ Amount	Milestone-1 (From 26th Nov.'19 to 25th Sep'20)		Milestone-2 (From 26th Sep.'20 to 25th Nov.'20)		Milestone-3 (From 26th Nov.'20 to 22nd Feb'21)		Milestone-4 (From 23rd Feb'21 to 01 July'21)		Milestone-5 (From 2nd July'21 to 06th September' 21)		Milestone-6 (From 07th September' 21 to 06th December' 21)		Milestone-7 (From 07th December' 21 to 25th Mar'22)		Achieved for 7th Milestone		Milestone-8 (From 26th Mar'22 to 25th Apr'22)		Achieved for 8th Milestone	
			%	Amount(Rs.)	%	Amount(Rs.)	%	Amount(Rs.)	%	Amount(Rs.)	%	Amount(Rs.)	%	Amount(Rs.)	%	Amount(Rs.)	%	Amount(Rs.)	%	Amount(Rs.)	%	Amount(Rs.)
		3,68,940.00		-		-	00%	3,68,940		-		-		-		-		-		-		-
	RCC Foundation	12,29,800.00		-		-	100%	12,29,800		-		-		-		-		-		-		-
	Column & Beam	18,44,700.00		-		-	100%	18,44,700		-		-		-		-		-		-		-
	RCC Slab	12,29,800.00		-		-		-		-	100%	12,29,800		-		-		-		-		-
	RCC Wall	12,29,800.00		-		-		-		-	100%	12,29,800		-		-		-		-		-
	Walkway/Platform	12,29,800.00		-		-		-		-	16%	1,96,165	84%	10,33,635		-		-		-		-
	Finishing Work	12,29,800.00		-		-		-		-		-	20%	2,45,960	80%	9,83,840	35%	4,30,430		-		-
7	Grit Chamber (Mechanical Cleaned) & (Manually Cleaned)																	-				-
	Site Clearance	50,000.00		-		-	100%	50,000		-		-		-		-		-		-		-
	Excavation						1															

S N	Description of Items	BOQ Amount	Milestone-1 (From 26th Nov.'19 to 25th Sep'20)		Milestone-2 (From 26th Sep.'20 to 25th Nov.'20)		Milestone-3 (From 26th Nov.'20 to 22nd Feb'21)		Milestone-4 (From 23rd Feb'21 to 01 July'21)		Milestone-5 (From 2nd July'21 to 06th September' 21)		Milestone-6 (From 07th September' 21 to 06th December' 21)		Milestone-7 (From 07th December' 21 to 25th Mar'22)		Achieved for 7th Milestone		Milestone-8 (From 26th Mar'22 to 25th Apr'22)		Achieved for 8th Milestone		
			%	Amount(Rs.)	%	Amount(Rs.)	%	Amount(Rs.)	%	Amount(Rs.)	%	Amount(Rs.)	%	Amount(Rs.)	%	Amount(Rs.)	%	Amount(Rs.)	%	Amount(Rs.)	%	Amount(Rs.)	
		2,45,960.00		-		-	00%	2,45,960		-		-		-		-		-		-		-	
	PCC	3,68,940.00		-		-	100%	3,68,940		-		-		-		-		-		-		-	
	RCC Foundation	12,29,800.00		-		-	100%	12,29,800		-		-		-		-		-		-		-	
	Column & Beam	18,44,700.00		-		-	100%	18,44,700		-		-		-		-		-		-		-	
	RCC Slab	12,29,800.00		-		-		50%	6,14,900	45%	5,53,410	5%	61,490		-		-		-		-		-
	RCC Wall	12,29,800.00		-		-		-		90%	11,06,820		-	10%	1,22,980	10%	1,22,980		-		-		-
	Walkway/Platform	12,29,800.00		-		-		-		50%	6,14,900	20%	2,45,960	30%	3,68,940	25%	3,07,450		-		-		-
	Finishing Work	12,29,800.00		-		-		-		-		-		-	90%	11,06,820	55%	6,76,390	10%	1,22,980		-	
	MECHANICAL WORK								-		-		-		-		-		-		-		-
	A.MECHANICAL FINE SCREEN								-		-		-		-		-		-		-		-
	(i) On supply of machinery/equipment										1												

S N	Description of Items	BOQ Amount	Milestone- 1 (From 26th Nov.'19 to 25th Sep'20)		Milestone- 2 (From 26th Sep.'20 to 25th Nov.'20)		Milestone- 3 (From 26th Nov.'20 to 22nd Feb'21)		Milestone- 4 (From 23rd Feb'21 to 01 July'21)		Milestone- 5 (From 2nd July'21 to 06th September' 21)		Milestone- 6 (From 07th September' 21 to 06th December' 21)		Milestone- 7 (From 07th December' 21 to 25th Mar'22)		Achieved for 7th Milestone		Milestone- 8 (From 26th Mar'22 to 25th Apr'22)		Achieved for 8th Milestone	
			%	Amount(Rs.)	%	Amount(Rs.)	%	Amount(Rs.)	%	Amount(Rs.)	%	Amount(Rs.)	%	Amount(Rs.)	%	Amount(Rs.)	%	Amount(Rs.)	%	Amount(Rs.)	%	Amount(Rs.)
	at site	20,90,660.00							-	00%	20,90,660		-		-		-		-		-	
	(ii) On completion of erection works	2,45,960.00							-		-	100%	2,45,960		-		-		-		-	
	(iii) On completion of Testing of equipment	1,22,980.00							-		-		-		-		-	100%	1,22,980		-	
	B.MANUAL FINE SCREEN								-		-		-		-		-		-		-	
	(i) On supply of machinery/equipment at site	31,35,990.00							-	100%	31,35,990		-		-		-		-		-	
	(ii) On completion of erection works	3,68,940.00							-		-	100%	3,68,940		-		-		-		-	
	(iii) On completion of Testing of equipment	1,84,470.00							-		-		-		-		-	100%	1,84,470		-	
	C.GATES								-		-		-		-		-		-		-	
	(i) On supply of machinery/equipment at site	20,90,660.00							-		-		-	100%	20,90,660	100%	20,90,660		-		-	
	(ii) On completion of erection works													1		8						

S N	Description of Items	BOQ Amount	Milestone- 1 (From 26th Nov.'19 to 25th Sep'20)		Milestone- 2 (From 26th Sep.'20 to 25th Nov.'20)		Milestone- 3 (From 26th Nov.'20 to 22nd Feb'21)		Milestone- 4 (From 23rd Feb'21 to 01 July'21)		Milestone- 5 (From 2nd July'21 to 06th September' 21)		Milestone- 6 (From 07th September' 21 to 06th December' 21)		Milestone- 7 (From 07th December' 21 to 25th Mar'22)		Achieved for 7th Milestone		Milestone- 8 (From 26th Mar'22 to 25th Apr'22)		Achieved for 8th Milestone	
			%	Amount(Rs.)	%	Amount(Rs.)	%	Amount(Rs.)	%	Amount(Rs.)	%	Amount(Rs.)	%	Amount(Rs.)	%	Amount(Rs.)	%	Amount(Rs.)	%	Amount(Rs.)	%	Amount(Rs.)
		2,45,96 0.00							-		-		-		0 0 %	2,45,9 60	0 %	1,96,7 68		-		-
	(iii) On completion of Testing of equipment	1,22,98 0.00							-		-		-		-		-		1 0 0 %	1,22,9 80		-
	D.CONVEYOR BELTS								-		-		-		-		-		-			-
	(i) On supply of machinery/equipment at site	20,90,6 60.00							-		1 0 0 %	20,90, 660		-		-		-		-		-
	(ii) On completion of erection works	2,45,96 0.00							-		-		-		-		-		1 0 0 %	2,45,9 60		-
	(iii) On completion of Testing of equipment	1,22,98 0.00							-		-		-		-		-		1 0 0 %	1,22,9 80		-
	E. GRIT MECHANISM								-		-		-		-		-		-			-
	(i) On supply of machinery/equipment at site	52,26,6 50.00							1 0 0 %	52,26, 650		-		-		-		-		-		-
	(ii) On completion of erection works	6,14,90 0.00							-		-		-		-		-		1 0 0 %	6,14,9 00		-
	(iii) On completion of Testing of																		1			

S N	Description of Items	BOQ Amount	Milestone- 1 (From 26th Nov.'19 to 25th Sep'20)		Milestone- 2 (From 26th Sep.'20 to 25th Nov.'20)		Milestone- 3 (From 26th Nov.'20 to 22nd Feb'21)		Milestone- 4 (From 23rd Feb'21 to 01 July'21)		Milestone- 5 (From 2nd July'21 to 06th September' 21)		Milestone- 6 (From 07th September' 21 to 06th December' 21)		Milestone- 7 (From 07th December' 21 to 25th Mar'22)		Achieved for 7th Milestone		Milestone- 8 (From 26th Mar'22 to 25th Apr'22)		Achieved for 8th Milestone	
			%	Amount(Rs.)	%	Amount(Rs.)	%	Amount(Rs.)	%	Amount(Rs.)	%	Amount(Rs.)	%	Amount(Rs.)	%	Amount(Rs.)	%	Amount(Rs.)	%	Amount(Rs.)	%	Amount(Rs.)
	equipment	3,07,450.00							-		-		-		-		-	00%	3,07,450		-	
									-		-		-		-		-		-		-	
8	Flow Measurement Channel Area																-				-	
	Site Clearance	50,000.00		-		-	100%	50,000	-		-		-		-		-		-		-	
	Excavation	2,45,960.00		-		-	100%	2,45,960	-		-		-		-		-		-		-	
	PCC	3,68,940.00		-		-	100%	3,68,940	-		-		-		-		-		-		-	
	RCC Foundation	12,29,800.00		-		-	100%	12,29,800	-		-		-		-		-		-		-	
	Column & Beam	18,44,700.00		-		-	50%	9,22,350	40%	7,37,880		-	10%	1,84,470		-		-		-		-
	RCC Slab	24,59,600.00		-		-		-		-	100%	24,59,600		-		-		-		-		-
	RCC Wall	24,59,600.00		-		-		-		-	90%	22,13,000	10%	2,45,900		-		-		-		-

S N	Description of Items	BOQ Amount	Milestone- 1 (From 26th Nov.'19 to 25th Sep'20)		Milestone- 2 (From 26th Sep.'20 to 25th Nov.'20)		Milestone- 3 (From 26th Nov.'20 to 22nd Feb'21)		Milestone- 4 (From 23rd Feb'21 to 01 July'21)		Milestone- 5 (From 2nd July'21 to 06th September' 21)		Milestone- 6 (From 07th September' 21 to 06th December' 21)		Milestone- 7 (From 07th December' 21 to 25th Mar'22)		Achieved for 7th Milestone		Milestone- 8 (From 26th Mar'22 to 25th Apr'22)		Achieved for 8th Milestone	
			%	Amount(Rs.)	%	Amount(Rs.)	%	Amount(Rs.)	%	Amount(Rs.)	%	Amount(Rs.)	%	Amount(Rs.)	%	Amount(Rs.)	%	Amount(Rs.)	%	Amount(Rs.)	%	Amount(Rs.)
		00.00									%	640	%	60								
	Walkway/Platform	12,29,800.00	-		-		-		-		90%	11,06,820	10%	1,22,980		-		-		-		-
	Finishing Work	24,59,600.00	-		-		-		-				20%	4,91,920	80%	19,67,680	35%	8,60,860		-		-
9	Admin Bldg Area																-				-	
	Site Clearance	1,00,000.00	100%	1,00,000		-		-		-		-		-		-		-		-		-
	Excavation	3,68,940.00	100%	3,68,940		-		-		-		-		-		-		-		-		-
	PCC	5,53,410.00	100%	5,53,410		-		-		-		-		-		-		-		-		-
	Column footings/Foundation	18,44,700.00			100%	18,44,700		-		-		-		-		-		-		-		-
	Column & Beam	18,44,700.00					80%	14,75,760	20%	3,68,940		-		-		-		-		-		-
	Ground Floor Slab	18,44,700.00									50%	9,22,350	50%	9,22,350		-		-		-		-

S N	Description of Items	BOQ Amount	Milestone-1 (From 26th Nov.'19 to 25th Sep'20)		Milestone-2 (From 26th Sep.'20 to 25th Nov.'20)		Milestone-3 (From 26th Nov.'20 to 22nd Feb'21)		Milestone-4 (From 23rd Feb'21 to 01 July'21)		Milestone-5 (From 2nd July'21 to 06th September' 21)		Milestone-6 (From 07th September' 21 to 06th December' 21)		Milestone-7 (From 07th December' 21 to 25th Mar'22)		Achieved for 7th Milestone		Milestone-8 (From 26th Mar'22 to 25th Apr'22)		Achieved for 8th Milestone	
			%	Amount(Rs.)	%	Amount(Rs.)	%	Amount(Rs.)	%	Amount(Rs.)	%	Amount(Rs.)	%	Amount(Rs.)	%	Amount(Rs.)	%	Amount(Rs.)	%	Amount(Rs.)	%	Amount(Rs.)
	1st Floor Slab	18,44,700.00		-		-		-		-		-	100%	18,44,700		-		-		-		-
	Roof Slab	18,44,700.00		-		-		-		-		-	100%	18,44,700		-		-		-		-
	Brickwork & Plaster	27,67,050.00		-		-		-		-		-	48%	13,28,184	52%	14,38,866	32%	8,85,456		-		-
	Finishing Work	18,44,700.00		-		-		-		-		-			70%	12,91,290	55%	10,14,585	30%	5,53,410		-
	ELECTRICAL WORK								-		-		-		-		-		-		-	
	LT/HT PANEL								-		-		-		-		-		-		-	
	(i) On supply of machinery/equipment at site	73,85,990.00							50%	36,92,995		-	50%	36,92,995		-		-		-		-
	(ii) On completion of erection works	13,03,410.00							-		-		-		100%	13,03,410	80%	10,42,728		-		-
	(iii) On completion of Testing of equipment	4,34,470.00							-		-		-		-		-		100%	4,34,470		-
	PLC/SCADA SYSTEM								-		-		-		-		-		-		-	
	(i) On supply of machinery/equipment																	1		4		

S N	Description of Items	BOQ Amount	Milestone- 1 (From 26th Nov.'19 to 25th Sep'20)		Milestone- 2 (From 26th Sep.'20 to 25th Nov.'20)		Milestone- 3 (From 26th Nov.'20 to 22nd Feb'21)		Milestone- 4 (From 23rd Feb'21 to 01 July'21)		Milestone- 5 (From 2nd July'21 to 06th September' 21)		Milestone- 6 (From 07th September' 21 to 06th December' 21)		Milestone- 7 (From 07th December' 21 to 25th Mar'22)		Achieved for 7th Milestone		Milestone- 8 (From 26th Mar'22 to 25th Apr'22)		Achieved for 8th Milestone	
			%	Amount(Rs.)	%	Amount(Rs.)	%	Amount(Rs.)	%	Amount(Rs.)	%	Amount(Rs.)	%	Amount(Rs.)	%	Amount(Rs.)	%	Amount(Rs.)	%	Amount(Rs.)	%	Amount(Rs.)
	at site	73,85,990.00								-		-		-		-		-	00%	73,85,990	0%	29,54,396
	(ii) On completion of erection works	13,03,410.00								-		-		-		-		-	100%	13,03,410		-
	(iii) On completion of Testing of equipment	4,34,470.00								-		-		-		-		-	100%	4,34,470		-
										-		-		-		-		-		-		-
10	Air Blower Room Area																-					-
	Site Clearance	1,00,000.00		-		-	100%	1,00,000		-		-		-		-		-		-		-
	Excavation	3,07,450.00		-		-	50%	1,53,725	50%	1,53,725		-		-		-		-		-		-
	PCC	4,61,175.00		-		-	50%	2,30,588	50%	2,30,588		-		-		-		-		-		-
	Column footings/Foundation	15,37,250.00		-		-	0%	-	100%	15,37,250		-		-		-		-		-		-
	Column & Beam	15,37,250.00		-		-		-	100%	15,37,250		-		-		-		-		-		-

S N	Description of Items	BOQ Amount	Milestone- 1 (From 26th Nov.'19 to 25th Sep'20)		Milestone- 2 (From 26th Sep.'20 to 25th Nov.'20)		Milestone- 3 (From 26th Nov.'20 to 22nd Feb'21)		Milestone- 4 (From 23rd Feb'21 to 01 July'21)		Milestone- 5 (From 2nd July'21 to 06th September' 21)		Milestone- 6 (From 07th September' 21 to 06th December' 21)		Milestone- 7 (From 07th December' 21 to 25th Mar'22)		Achieved for 7th Milestone		Milestone- 8 (From 26th Mar'22 to 25th Apr'22)		Achieved for 8th Milestone	
			%	Amount(Rs.)	%	Amount(Rs.)	%	Amount(Rs.)	%	Amount(Rs.)	%	Amount(Rs.)	%	Amount(Rs.)	%	Amount(Rs.)	%	Amount(Rs.)	%	Amount(Rs.)	%	Amount(Rs.)
									%													
	RCC Ground Floor Slab	15,37,250.00	-		-		-		-		-		-	100%	15,37,250	100%	15,37,250	-		-		-
	RCC Roof Slab	15,37,250.00	-		-		-		-		-	100%	15,37,250		-		-		-		-	
	Brickwork & Plaster	15,37,250.00	-		-		-		-		-	23%	3,53,568	77%	11,83,683		11,83,683	-		-		-
	Finishing Work	15,37,250.00	-		-		-		-		-		-	100%	15,37,250	50%	7,68,625		-		-	
	MECHANICAL WORK								-		-		-		-		-		-		-	
	AIR BLOWER(PUMP)								-		-		-		-		-		-		-	
	(i) On supply of machinery/equipment at site	39,19,987.50							-		-		-	30%	11,75,996	30%	11,75,996	70%	27,43,991	70%	27,43,991	
	(ii) On completion of erection works	4,61,175.00							-		-		-	30%	1,38,353	30%	1,38,353	70%	3,22,823	60%	2,76,705	
	(iii) On completion of Testing of equipment	2,30,587.50							-		-		-		-		-	100%	2,30,588		-	
	ELECTRICAL WORK								-		-		-		-		-		-		-	

S N	Description of Items	BOQ Amount	Milestone- 1 (From 26th Nov.'19 to 25th Sep'20)		Milestone- 2 (From 26th Sep.'20 to 25th Nov.'20)		Milestone- 3 (From 26th Nov.'20 to 22nd Feb'21)		Milestone- 4 (From 23rd Feb'21 to 01 July'21)		Milestone- 5 (From 2nd July'21 to 06th September' 21)		Milestone- 6 (From 07th September' 21 to 06th December' 21)		Milestone- 7 (From 07th December' 21 to 25th Mar'22)		Achieved for 7th Milestone		Milestone- 8 (From 26th Mar'22 to 25th Apr'22)		Achieved for 8th Milestone	
			%	Amount(Rs.)	%	Amount(Rs.)	%	Amount(Rs.)	%	Amount(Rs.)	%	Amount(Rs.)	%	Amount(Rs.)	%	Amount(Rs.)	%	Amount(Rs.)	%	Amount(Rs.)	%	Amount(Rs.)
	AIR BLOWER(MOTOR)								-		-		-		-		-		-		-	
	(i) On supply of machinery/equipment at site	52,26,650.00							-		-		-		30% 15,67,995		30% 15,67,995		70% 36,58,655		70% 36,58,655	
	(ii) On completion of erection works	6,14,900.00							-		-		-		30% 1,84,470		30% 1,84,470		70% 4,30,430		60% 3,68,940	
	(iii) On completion of Testing of equipment	3,07,450.00							-		-		-		-		-		100% 3,07,450		-	
11	Staff Quarter Area																-				-	
	Site Clearance	50,000.00		-		-	100% 50,000		-		-		-		-		-		-		-	
	Excavation	3,44,344.00		-		-	100% 3,44,344		-		-		-		-		-		-		-	
	PCC	5,16,516.00		-		-	100% 5,16,516		-		-		-		-		-		-		-	
	RCC Foundation/column footing	12,91,290.00		-		-			-	100% 12,91,290		-		-		-		-		-		-
	Column & Beam	12,91,290.00		-		-			-	100% 12,91,290		-		-		-		-		-		-

S N	Description of Items	BOQ Amount	Milestone- 1 (From 26th Nov.'19 to 25th Sep'20)		Milestone- 2 (From 26th Sep.'20 to 25th Nov.'20)		Milestone- 3 (From 26th Nov.'20 to 22nd Feb'21)		Milestone- 4 (From 23rd Feb'21 to 01 July'21)		Milestone- 5 (From 2nd July'21 to 06th September' 21)		Milestone- 6 (From 07th September' 21 to 06th December' 21)		Milestone- 7 (From 07th December' 21 to 25th Mar'22)		Achieved for 7th Milestone		Milestone- 8 (From 26th Mar'22 to 25th Apr'22)		Achieved for 8th Milestone	
			%	Amount(Rs.)	%	Amount(Rs.)	%	Amount(Rs.)	%	Amount(Rs.)	%	Amount(Rs.)	%	Amount(Rs.)	%	Amount(Rs.)	%	Amount(Rs.)	%	Amount(Rs.)	%	Amount(Rs.)
		90.00									0 %	290										
	RCC Ground Floor Slab	12,91,290.00	-		-		-		-		-		100 %	12,91,290	-		-		-		-	
	RCC Roof Slab	8,60,860.00	-		-		-		-		-		100 %	8,60,860	-		-		-		-	
	Brickwork & Plaster	8,60,860.00	-		-		-		-		-		50 %	4,30,430	50 %	4,30,430		-		-		-
	Electrical work	12,91,290.00	-		-		-		-		-		100 %	12,91,290	100 %	12,91,290		-		-		-
	Finishing Work	8,60,860.00	-		-		-		-		-		100 %	8,60,860	50 %	4,30,430		-		-		-
1 2	Guard Room Area																-				-	
	Site Clearance	50,000.00	-		-	100 %	50,000		-		-		-		-		-		-		-	
	Excavation	1,47,576.00	-		-		-		-		-		100 %	1,47,576	-		-		-		-	
	PCC											1										

S N	Description of Items	BOQ Amount	Milestone- 1 (From 26th Nov.'19 to 25th Sep'20)		Milestone- 2 (From 26th Sep.'20 to 25th Nov.'20)		Milestone- 3 (From 26th Nov.'20 to 22nd Feb'21)		Milestone- 4 (From 23rd Feb'21 to 01 July'21)		Milestone- 5 (From 2nd July'21 to 06th September' 21)		Milestone- 6 (From 07th September' 21 to 06th December' 21)		Milestone- 7 (From 07th December' 21 to 25th Mar'22)		Achieved for 7th Milestone		Milestone- 8 (From 26th Mar'22 to 25th Apr'22)		Achieved for 8th Milestone	
			%	Amount(Rs.)	%	Amount(Rs.)	%	Amount(Rs.)	%	Amount(Rs.)	%	Amount(Rs.)	%	Amount(Rs.)	%	Amount(Rs.)	%	Amount(Rs.)	%	Amount(Rs.)	%	Amount(Rs.)
		2,21,364.00		-		-		-		-		-	00%	2,21,364		-		-		-		-
	RCC Foundation/column footing	5,53,410.00		-		-		-		-		-	100%	5,53,410		-		-		-		-
	Column & Beam	5,53,410.00		-		-		-		-		-	100%	5,53,410		-		-		-		-
	RCC Ground Floor Slab	5,53,410.00		-		-		-		-		-	100%	5,53,410		-		-		-		-
	RCC Roof Slab	3,68,940.00		-		-		-		-		-	100%	3,68,940		100%	3,68,940		-		-	-
	Brickwork & Plaster	3,68,940.00		-		-		-		-		-	100%	3,68,940		100%	3,68,940		-		-	-
	Electrical work	5,53,410.00		-		-		-		-		-	100%	5,53,410		100%	5,53,410		-		-	-
	Finishing Work	3,68,940.00		-		-		-		-		-	100%	3,68,940		50%	1,84,470		-		-	-
1	Sludge Dewatering System Area																					

S N	Description of Items	BOQ Amount	Milestone- 1 (From 26th Nov.'19 to 25th Sep'20)		Milestone- 2 (From 26th Sep.'20 to 25th Nov.'20)		Milestone- 3 (From 26th Nov.'20 to 22nd Feb'21)		Milestone- 4 (From 23rd Feb'21 to 01 July'21)		Milestone- 5 (From 2nd July'21 to 06th September' 21)		Milestone- 6 (From 07th September' 21 to 06th December' 21)		Milestone- 7 (From 07th December' 21 to 25th Mar'22)		Achieved for 7th Milestone		Milestone- 8 (From 26th Mar'22 to 25th Apr'22)		Achieved for 8th Milestone	
			%	Amount(Rs.)	%	Amount(Rs.)	%	Amount(Rs.)	%	Amount(Rs.)	%	Amount(Rs.)	%	Amount(Rs.)	%	Amount(Rs.)	%	Amount(Rs.)	%	Amount(Rs.)	%	Amount(Rs.)
3	(Centrifuge Pump House, Sludge sump & Poly dosing tank)																-				-	
	Site Clearance	1,00,00 0.00	-		1 0 0 %	1,00,0 00	-		-		-		-		-		-		-		-	
	Excavation	6,14,90 0.00	-		1 0 0 %	6,14,9 00	-		-		-		-		-		-		-		-	
	PCC	9,22,35 0.00	-				1 0 0 %	9,22,3 50	-		-		-		-		-		-		-	
	RCC Foundation	15,37,2 50.00	-					1 0 0 %	15,37, 250		-		-		-		-		-		-	
	1st Column & Beam	30,74,5 00.00	-					5 0 %	15,37, 250	5 0 %	15,37, 250		-		-		-		-		-	
	Ground Floor Slab	30,74,5 00.00	-								1 0 0 %	30,74, 500		-		-		-		-		-
	2nd Column & Beam	30,74,5 00.00	-							4 0 %	12,29, 800	1 0 %	3,07,4 50	5 0 %	15,37, 250	5 0 %	15,37, 250		-		-	
	RCC Roof Slab	30,74,5 00.00	-											1 0 0 %	30,74, 500	1 0 %	30,74, 500		-		-	

S N	Description of Items	BOQ Amount	Milestone-1 (From 26th Nov.'19 to 25th Sep'20)		Milestone-2 (From 26th Sep.'20 to 25th Nov.'20)		Milestone-3 (From 26th Nov.'20 to 22nd Feb'21)		Milestone-4 (From 23rd Feb'21 to 01 July'21)		Milestone-5 (From 2nd July'21 to 06th September' 21)		Milestone-6 (From 07th September' 21 to 06th December' 21)		Milestone-7 (From 07th December' 21 to 25th Mar'22)		Achieved for 7th Milestone		Milestone-8 (From 26th Mar'22 to 25th Apr'22)		Achieved for 8th Milestone	
			%	Amount(Rs.)	%	Amount(Rs.)	%	Amount(Rs.)	%	Amount(Rs.)	%	Amount(Rs.)	%	Amount(Rs.)	%	Amount(Rs.)	%	Amount(Rs.)	%	Amount(Rs.)	%	Amount(Rs.)
	Brickwork & Plaster	30,74,500.00	-		-		-		-		-		-	100%	30,74,500	100%	30,74,500		-		-	
	Finishing Work	30,74,500.00	-		-		-		-		-		-	50%	15,37,250	50%	15,37,250	50%	15,37,250		-	
	MECHANICAL WORK								-		-		-		-		-		-		-	
	CENTRIFUGE UNIT								-		-		-		-		-		-		-	
	(i) On supply of machinery/equipment at site	39,19,987.50							-	100%	39,19,988		-		-		-		-		-	
	(ii) On completion of erection works	4,61,175.00							-		-		-		-		-	100%	4,61,175	100%	4,61,175	
	(iii) On completion of Testing of equipment	2,30,587.50							-		-		-		-		-	100%	2,30,588		-	
	CENTRIFUGE FEED PUMP								-		-		-		-		-		-		-	
	(i) On supply of machinery/equipment at site	26,13,325.00							100%	26,13,325		-		-		-		-		-		-
	(ii) On completion of erection works	3,07,450.00							-		-		-		-		-	100%	3,07,450	100%	3,07,450	

S N	Description of Items	BOQ Amount	Milestone- 1 (From 26th Nov.'19 to 25th Sep'20)		Milestone- 2 (From 26th Sep.'20 to 25th Nov.'20)		Milestone- 3 (From 26th Nov.'20 to 22nd Feb'21)		Milestone- 4 (From 23rd Feb'21 to 01 July'21)		Milestone- 5 (From 2nd July'21 to 06th September' 21)		Milestone- 6 (From 07th September' 21 to 06th December' 21)		Milestone- 7 (From 07th December' 21 to 25th Mar'22)		Achieved for 7th Milestone		Milestone- 8 (From 26th Mar'22 to 25th Apr'22)		Achieved for 8th Milestone	
			%	Amount(Rs.)	%	Amount(Rs.)	%	Amount(Rs.)	%	Amount(Rs.)	%	Amount(Rs.)	%	Amount(Rs.)	%	Amount(Rs.)	%	Amount(Rs.)	%	Amount(Rs.)	%	Amount(Rs.)
	(iii) On completion of Testing of equipment	1,53,725.00							-		-		-		-		-		100%	1,53,725		-
	POLY DOSING PUMPS								-		-		-		-		-		-			-
	(i) On supply of machinery/equipment at site	13,06,662.50							-		-		100%	13,06,663		-		-				-
	(ii) On completion of erection works	1,53,725.00							-		-		-		-		-		100%	1,53,725		-
	(iii) On completion of Testing of equipment	76,862.50							-		-		-		-		-		100%	76,863		-
14	Supernatant Recirculation Sump Area																-					-
	Site Clearance	50,000.00		-		-		100%	50,000		-		-		-		-		-			-
	Excavation	7,37,880.00		-		-		100%	7,37,880		-		-		-		-		-			-
	PCC	11,06,820.00		-		-		100%	11,06,820		-		-		-		-		-			-

S N	Description of Items	BOQ Amount	Milestone- 1 (From 26th Nov.'19 to 25th Sep'20)		Milestone- 2 (From 26th Sep.'20 to 25th Nov.'20)		Milestone- 3 (From 26th Nov.'20 to 22nd Feb'21)		Milestone- 4 (From 23rd Feb'21 to 01 July'21)		Milestone- 5 (From 2nd July'21 to 06th September' 21)		Milestone- 6 (From 07th September' 21 to 06th December' 21)		Milestone- 7 (From 07th December' 21 to 25th Mar'22)		Achieved for 7th Milestone		Milestone- 8 (From 26th Mar'22 to 25th Apr'22)		Achieved for 8th Milestone	
			%	Amount(Rs.)	%	Amount(Rs.)	%	Amount(Rs.)	%	Amount(Rs.)	%	Amount(Rs.)	%	Amount(Rs.)	%	Amount(Rs.)	%	Amount(Rs.)	%	Amount(Rs.)	%	Amount(Rs.)
							%															
	RCC Foundation wall/base slab	27,67,050.00	-		-		100%	27,67,050	-		-		-		-		-		-		-	
	Wall 50% of total lift work	27,67,050.00	-		-		40%	11,06,820	60%	16,60,230	-		-		-		-		-		-	
	Walls (balance 50% of Total Lift work)	27,67,050.00	-		-				90%	24,90,345	10%	2,76,705		-		-		-		-		-
	Final finishing including Staircases,Railing,Shade,Painting etc.	18,44,700.00	-		-						50%	9,22,350		40%	7,37,880		-		10%	1,84,470		-
	MECHANICAL WORK								-		-		-		-		-		-		-	
	PUMPING SYSTEM								-		-		-		-		-		-		-	
	(i) On supply of machinery/equipment at site	54,87,982.50									100%	54,87,983		-		-		-		-		-
	(ii) On completion of erection works	6,45,645.00							-		-		50%	3,22,823	50%	3,22,823	50%	3,22,823		-		-
	(iii) On completion of Testing of equipment	3,22,822.50							-		-		-		-		-		100%	3,22,823		-
									-		-		-		-		-		-		-	

S N	Description of Items	BOQ Amount	Milestone-1 (From 26th Nov.'19 to 25th Sep'20)		Milestone-2 (From 26th Sep.'20 to 25th Nov.'20)		Milestone-3 (From 26th Nov.'20 to 22nd Feb'21)		Milestone-4 (From 23rd Feb'21 to 01 July'21)		Milestone-5 (From 2nd July'21 to 06th September' 21)		Milestone-6 (From 07th September' 21 to 06th December' 21)		Milestone-7 (From 07th December' 21 to 25th Mar'22)		Achieved for 7th Milestone		Milestone-8 (From 26th Mar'22 to 25th Apr'22)		Achieved for 8th Milestone		
			%	Amount(Rs.)	%	Amount(Rs.)	%	Amount(Rs.)	%	Amount(Rs.)	%	Amount(Rs.)	%	Amount(Rs.)	%	Amount(Rs.)	%	Amount(Rs.)	%	Amount(Rs.)	%	Amount(Rs.)	
15	Transformer Yard Area																	-				-	
	Site Clearance	-		-		-		-		-		-		-		-		-		-		-	
	Excavation & PCC	4,91,920.00		-		-		-		-	100%	4,91,920		-		-		-		-		-	
	Foundation Work	7,37,880.00		-		-		-		-	100%	7,37,880		-		-		-		-		-	
	Finishing Work	7,37,880.00		-		-		-		-		50%	3,68,940	50%	3,68,940		-		-		-		-
	ELECTRICAL WORK									-		-		-		-		-		-		-	
	TRANSFORMER									-		-		-		-		-		-		-	
	(i) On supply of machinery/equipment at site	31,35,990.00							100%	31,35,990		-		-		-		-		-		-	
	(ii) On completion of erection works	3,68,940.00								-		-	80%	2,95,152	20%	73,788	20%	73,788		-		-	
	(iii) On completion of Testing of equipment	1,84,470.00								-		-		-	100%	1,84,470		-		-		-	
	CABLE & CABLE TRAY									-		-		-		-		-		-		-	

S N	Description of Items	BOQ Amount	Milestone-1 (From 26th Nov.'19 to 25th Sep'20)		Milestone-2 (From 26th Sep.'20 to 25th Nov.'20)		Milestone-3 (From 26th Nov.'20 to 22nd Feb'21)		Milestone-4 (From 23rd Feb'21 to 01 July'21)		Milestone-5 (From 2nd July'21 to 06th September'21)		Milestone-6 (From 07th September'21 to 06th December'21)		Milestone-7 (From 07th December'21 to 25th Mar'22)		Achieved for 7th Milestone		Milestone-8 (From 26th Mar'22 to 25th Apr'22)		Achieved for 8th Milestone	
			%	Amount(Rs.)	%	Amount(Rs.)	%	Amount(Rs.)	%	Amount(Rs.)	%	Amount(Rs.)	%	Amount(Rs.)	%	Amount(Rs.)	%	Amount(Rs.)	%	Amount(Rs.)	%	Amount(Rs.)
	(i) On supply of machinery/equipment at site	30,31,457.00							-	-		100%	30,31,457		-		-		-		-	
	(ii) On completion of erection works	3,56,642.00							-	-		100%	3,56,642		-		-		-		-	
	(iii) On completion of Testing of equipment	1,78,321.00							-	-			100%	1,78,321		-		-		-		-
16	DG Area																-				-	
	Site Clearance	-		-		-		-		-		-		-		-		-		-		-
	Excavation & PCC	5,53,410.00		-		-		-		-		-	100%	5,53,410	100%	5,53,410		-		-		-
	Foundation Work	8,30,115.00		-		-		-		-		-	100%	8,30,115	100%	8,30,115		-		-		-
	Finishing Work	5,53,410.00		-		-		-		-		-	50%	2,76,705		-		50%	2,76,705		-	
	ELECTRICAL WORK								-	-		-		-		-		-		-		-
	DG SET								-	-		-		-		-		-		-		-
	(i) On supply of machinery/equipment												1		1							

S N	Description of Items	BOQ Amount	Milestone-1 (From 26th Nov.'19 to 25th Sep'20)		Milestone-2 (From 26th Sep.'20 to 25th Nov.'20)		Milestone-3 (From 26th Nov.'20 to 22nd Feb'21)		Milestone-4 (From 23rd Feb'21 to 01 July'21)		Milestone-5 (From 2nd July'21 to 06th September'21)		Milestone-6 (From 07th September'21 to 06th December'21)		Milestone-7 (From 07th December'21 to 25th Mar'22)		Achieved for 7th Milestone		Milestone-8 (From 26th Mar'22 to 25th Apr'22)		Achieved for 8th Milestone	
			%	Amount(Rs.)	%	Amount(Rs.)	%	Amount(Rs.)	%	Amount(Rs.)	%	Amount(Rs.)	%	Amount(Rs.)	%	Amount(Rs.)	%	Amount(Rs.)	%	Amount(Rs.)	%	Amount(Rs.)
	at site	32,92,789.50								-		-		-	00%	32,92,790	00%	32,92,790		-		-
	(ii) On completion of erection works	3,87,387.00								-		-		-		-		-	100%	3,87,387	60%	2,32,432
	(iii) On completion of Testing of equipment	1,93,693.50								-		-		-		-		-	100%	1,93,694		-
	CABLE & CABLE TRAY									-		-		-		-		-		-		-
	(i) On supply of machinery/equipment at site	16,46,394.75								-		-	100%	16,46,395		-		-		-		-
	(ii) On completion of erection works	1,93,693.50								-		-		-		-		-	100%	1,93,694		-
	(iii) On completion of Testing of equipment	96,846.75								-		-		-		-		-	100%	96,847		-
17	Sludge Storage Platform																	-				-
	Site Clearance			-		-		-		-		-		-		-		-		-		-
	Excavation & PCC	3,00,000.00		-		-		-		-		-		-	100	3,00,000	100	3,00,000		-		-

S N	Description of Items	BOQ Amount	Milestone- 1 (From 26th Nov.'19 to 25th Sep'20)		Milestone- 2 (From 26th Sep.'20 to 25th Nov.'20)		Milestone- 3 (From 26th Nov.'20 to 22nd Feb'21)		Milestone- 4 (From 23rd Feb'21 to 01 July'21)		Milestone- 5 (From 2nd July'21 to 06th September' 21)		Milestone- 6 (From 07th September' 21 to 06th December' 21)		Milestone- 7 (From 07th December' 21 to 25th Mar'22)		Achieved for 7th Milestone		Milestone- 8 (From 26th Mar'22 to 25th Apr'22)		Achieved for 8th Milestone	
			%	Amount(Rs.)	%	Amount(Rs.)	%	Amount(Rs.)	%	Amount(Rs.)	%	Amount(Rs.)	%	Amount(Rs.)	%	Amount(Rs.)	%	Amount(Rs.)	%	Amount(Rs.)	%	Amount(Rs.)
															%		%					
	Foundation Work	4,00,00 0.00		-		-		-		-		-		-	1 0 0 %	4,00,0 00		-		-		-
	Finishing work	1,00,00 0.00		-		-		-		-		-		-		-		-	1 0 0 %	1,00,0 00		-
1 8	EXTERNAL DEVELOPMENT																-					-
A	Roads, Storm Water Drain & Miscellaneous work	126,00, 000.00		-		-		-		-		-	9 %	11,38, 649	6 1 %	76,81, 351	4 1 %	51,60, 960	3 0 %	37,80, 000		-
B	Compound Wall with Gate			-		-		-		-		-		-		-		-		-		-
	Excavation & PCC	61,49,0 00.00	4 0 %	24,59, 600	2 9 %	17,52, 465	3 2 %	19,36, 935		-		-		-		-		-		-		-
	RCC Column footing	61,49,0 00.00	4 0 %	24,59, 600	2 0 %	12,29, 800	3 0 %	18,44, 700	5 %	3,07,4 50	5 %	3,07,4 50		-		-		-		-		-
	RCC Column & Beam	61,49,0 00.00	4 0 %	24,59, 600	2 0 %	12,29, 800	2 8 %	17,21, 720	7 %	4,30,4 30	5 %	3,07,4 50		-		-		-		-		-
	Brickwork & Plaster	61,49,0 00.00		-	2 5 %	15,37, 250	2 3 %	14,14, 270	3 2 %	19,67, 680	1 0 %	6,14,9 00		-	1 0 %	6,14,9 00		-		-		-
	Finishing Work	61,49,0 00.00		-		-		-		-	4 0 %	24,59, 600	3 0 %	18,44, 700	3 0 %	18,44, 700		-		-		-

S N	Description of Items	BOQ Amount	Milestone- 1 (From 26th Nov.'19 to 25th Sep'20)		Milestone- 2 (From 26th Sep.'20 to 25th Nov.'20)		Milestone- 3 (From 26th Nov.'20 to 22nd Feb'21)		Milestone- 4 (From 23rd Feb'21 to 01 July'21)		Milestone- 5 (From 2nd July'21 to 06th September' 21)		Milestone- 6 (From 07th September' 21 to 06th December' 21)		Milestone- 7 (From 07th December' 21 to 25th Mar'22)		Achieved for 7th Milestone		Milestone- 8 (From 26th Mar'22 to 25th Apr'22)		Achieved for 8th Milestone	
			%	Amount(Rs.)	%	Amount(Rs.)	%	Amount(Rs.)	%	Amount(Rs.)	%	Amount(Rs.)	%	Amount(Rs.)	%	Amount(Rs.)	%	Amount(Rs.)	%	Amount(Rs.)	%	Amount(Rs.)
1 9	MPS-2 (115MLD)																-				-	
	CIVIL	-		-		-		-		-		-		-		-		-		-		-
A	Construction of Raw Sewage Sump	-		-		-		-		-		-		-		-		-		-		-
	Site Clearance	1,50,00 0.00	1 0 0 %	1,50,0 00		-		-		-		-		-		-		-		-		-
	Excavation	34,51,7 34.00	1 5 %	5,17,7 60	8 5 %	29,33, 974		-		-		-		-		-		-		-		-
	PCC	23,01,1 56.00		-	1 0 0 %	23,01, 156		-		-		-		-		-		-		-		-
	RCC Foundation/Raft	57,52,8 90.00		-	1 0 0 %	57,52, 890		-		-		-		-		-		-		-		-
	Wall 50% of total lift work	38,35,2 60.00		-		-	1 0 0 %	38,35, 260		-		-		-		-		-		-		-
	Column & Beam	38,35,2 60.00		-		-	1 5 %	5,75,2 89	3 5 %	13,42, 341	7 %	2,68,4 68	4 3 %	16,49, 162		-		-		-		-
	Walls (balance 50% of Total Lift work)	38,35,2 60.00		-		-	1 0 %	3,83,5 26	4 0 %	15,34, 104	3 0 %	11,50, 578	2 0 %	7,67,0 52		-		-		-		-
	Ground Floor Slab														1		1					

S N	Description of Items	BOQ Amount	Milestone- 1 (From 26th Nov.'19 to 25th Sep'20)		Milestone- 2 (From 26th Sep.'20 to 25th Nov.'20)		Milestone- 3 (From 26th Nov.'20 to 22nd Feb'21)		Milestone- 4 (From 23rd Feb'21 to 01 July'21)		Milestone- 5 (From 2nd July'21 to 06th September' 21)		Milestone- 6 (From 07th September' 21 to 06th December' 21)		Milestone- 7 (From 07th December' 21 to 25th Mar'22)		Achieved for 7th Milestone		Milestone- 8 (From 26th Mar'22 to 25th Apr'22)		Achieved for 8th Milestone	
			%	Amount(Rs.)	%	Amount(Rs.)	%	Amount(Rs.)	%	Amount(Rs.)	%	Amount(Rs.)	%	Amount(Rs.)	%	Amount(Rs.)	%	Amount(Rs.)	%	Amount(Rs.)	%	Amount(Rs.)
		38,35,260.00		-		-		-		-		-		-	00%	38,35,260	00%	38,35,260		-		-
	Finishing Work	25,56,840.00		-		-		-		-		-		-	100%	25,56,840	50%	12,78,420		-		-
B	Construction of Inlet Chamber & Screen Channel	-		-		-		-		-		-		-		-		-		-		-
	Site Clearance	50,000.00	100%	50,000		-		-		-		-		-		-		-		-		-
	Excavation	6,81,824.00		-		-	100%	6,81,824		-		-		-		-		-		-		-
	PCC	10,22,736.00		-		-	100%	10,22,736		-		-		-		-		-		-		-
	RCC Foundation/Raft	17,04,560.00		-		-		-	100%	17,04,560		-		-		-		-		-		-
	Wall 50% of total lift work	17,04,560.00		-		-		-	100%	17,04,560		-		-		-		-		-		-
	Walls (balance 50% of Total Lift work)	17,04,560.00		-		-		-	25%	4,26,140	72%	12,27,283	3%	51,137		-		-		-		-

S N	Description of Items	BOQ Amount	Milestone- 1 (From 26th Nov.'19 to 25th Sep'20)		Milestone- 2 (From 26th Sep.'20 to 25th Nov.'20)		Milestone- 3 (From 26th Nov.'20 to 22nd Feb'21)		Milestone- 4 (From 23rd Feb'21 to 01 July'21)		Milestone- 5 (From 2nd July'21 to 06th September' 21)		Milestone- 6 (From 07th September' 21 to 06th December' 21)		Milestone- 7 (From 07th December' 21 to 25th Mar'22)		Achieved for 7th Milestone		Milestone- 8 (From 26th Mar'22 to 25th Apr'22)		Achieved for 8th Milestone	
			%	Amount(Rs.)	%	Amount(Rs.)	%	Amount(Rs.)	%	Amount(Rs.)	%	Amount(Rs.)	%	Amount(Rs.)	%	Amount(Rs.)	%	Amount(Rs.)	%	Amount(Rs.)	%	Amount(Rs.)
	Walkway/Platform	17,04,560.00	-		-							100%	17,04,560		-		-		-		-	
C	Construction of Raw Sewage Pump House	-	-		-								-		-		-		-		-	
	Column & Beam	15,98,025.00	-		-							40%	6,39,210	60%	9,58,815	60%	9,58,815		-		-	
	Roof Slab	15,98,025.00	-		-									100%	15,98,025	100%	15,98,025		-		-	
	Brickwork & Plaster	15,98,025.00	-		-							10%	1,59,803	70%	11,18,618	70%	11,18,618	20%	3,19,605		-	
	Finishing Work	15,98,025.00	-		-												-	100%	15,98,025	50%	7,99,013	
D	MECHANICAL WORK	-	-		-								-		-		-		-		-	
	Coarse Screen mechanical & manual		-		-								-		-		-		-		-	
	(i) On supply of machinery/equipment at site	45,27,737.50								25%	11,31,934	75%	33,95,803		-		-		-		-	
	(ii) On completion of erection works	5,32,675.00												100%	5,32,675	100%	5,32,675		-		-	
	(iii) On completion of Testing of													1								

S N	Description of Items	BOQ Amount	Milestone-1 (From 26th Nov.'19 to 25th Sep'20)		Milestone-2 (From 26th Sep.'20 to 25th Nov.'20)		Milestone-3 (From 26th Nov.'20 to 22nd Feb'21)		Milestone-4 (From 23rd Feb'21 to 01 July'21)		Milestone-5 (From 2nd July'21 to 06th September'21)		Milestone-6 (From 07th September'21 to 06th December'21)		Milestone-7 (From 07th December'21 to 25th Mar'22)		Achieved for 7th Milestone		Milestone-8 (From 26th Mar'22 to 25th Apr'22)		Achieved for 8th Milestone	
			%	Amount(Rs.)	%	Amount(Rs.)	%	Amount(Rs.)	%	Amount(Rs.)	%	Amount(Rs.)	%	Amount(Rs.)	%	Amount(Rs.)	%	Amount(Rs.)	%	Amount(Rs.)	%	Amount(Rs.)
	equipment	2,66,337.50							-		-		-	0 2,66,338 0%		-		-		-		
	Piping & Support work			-		-		-		-		-		-		-		-		-		
	(i) On supply of machinery/equipment at site	45,27,737.50							-	75%	33,95,803	25%	11,31,934		-		-		-		-	
	(ii) On completion of erection works	5,32,675.00							-		-	75%	3,99,506	25%	1,33,169		-		-		-	
	(iii) On completion of Testing of equipment	2,66,337.50							-		-		-		-		-	100%	2,66,338		-	
	Gate Work			-		-		-		-		-		-		-		-		-		
	(i) On supply of machinery/equipment at site	63,38,832.50							-		-		-	100%	63,38,833	100%	63,38,833		-		-	
	(ii) On completion of erection works	7,45,745.00							-		-		-	100%	7,45,745	100%	7,45,745		-		-	
	(iii) On completion of Testing of equipment	3,72,872.50							-		-		-		-		-	100%	3,72,873		-	
	Pumps			-		-		-		-		-		-		-		-		-		
	(i) On supply of machinery/equipment									1												

S N	Description of Items	BOQ Amount	Milestone- 1 (From 26th Nov.'19 to 25th Sep'20)		Milestone- 2 (From 26th Sep.'20 to 25th Nov.'20)		Milestone- 3 (From 26th Nov.'20 to 22nd Feb'21)		Milestone- 4 (From 23rd Feb'21 to 01 July'21)		Milestone- 5 (From 2nd July'21 to 06th September' 21)		Milestone- 6 (From 07th September' 21 to 06th December' 21)		Milestone- 7 (From 07th December' 21 to 25th Mar'22)		Achieved for 7th Milestone		Milestone- 8 (From 26th Mar'22 to 25th Apr'22)		Achieved for 8th Milestone	
			%	Amount(Rs.)	%	Amount(Rs.)	%	Amount(Rs.)	%	Amount(Rs.)	%	Amount(Rs.)	%	Amount(Rs.)	%	Amount(Rs.)	%	Amount(Rs.)	%	Amount(Rs.)	%	Amount(Rs.)
	at site	99,61,022.50								-	00%	99,61,023		-		-		-		-		-
	(ii) On completion of erection works	11,71,885.00								-		-		-	100%	11,71,885	80%	9,37,508		-		-
	(iii) On completion of Testing of equipment	5,85,942.50								-		-		-		-		-	100%	5,85,943		-
20	ICI Nala IPS																-				-	
	CIVIL			-		-		-		-		-		-		-		-		-		-
A	Construction of Raw Sewage Sump			-		-		-		-		-		-		-		-		-		-
	Site Clearance	1,50,000.00	100%	1,50,000		-		-		-		-		-		-		-		-		-
	Excavation	15,33,600.00		-	100%	15,33,600		-		-		-		-		-		-		-		-
	PCC	10,22,400.00		-	100%	10,22,400		-		-		-		-		-		-		-		-
	RCC Foundation/Raft	25,56,000.00		-	50%	12,78,000	50%	12,78,000		-		-		-		-		-		-		-

S N	Description of Items	BOQ Amount	Milestone-1 (From 26th Nov.'19 to 25th Sep'20)		Milestone-2 (From 26th Sep.'20 to 25th Nov.'20)		Milestone-3 (From 26th Nov.'20 to 22nd Feb'21)		Milestone-4 (From 23rd Feb'21 to 01 July'21)		Milestone-5 (From 2nd July'21 to 06th September' 21)		Milestone-6 (From 07th September' 21 to 06th December' 21)		Milestone-7 (From 07th December' 21 to 25th Mar'22)		Achieved for 7th Milestone		Milestone-8 (From 26th Mar'22 to 25th Apr'22)		Achieved for 8th Milestone	
			%	Amount(Rs.)	%	Amount(Rs.)	%	Amount(Rs.)	%	Amount(Rs.)	%	Amount(Rs.)	%	Amount(Rs.)	%	Amount(Rs.)	%	Amount(Rs.)	%	Amount(Rs.)	%	Amount(Rs.)
	Wall 50% of total lift work	25,56,000.00	-		-		100%	25,56,000	-		-		-		-		-		-		-	
	Column & Beam	25,56,000.00	-		-		-		-	40%	10,22,400		-		-		-		60%	15,33,600	60%	15,33,600
	Walls (balance 50% of Total Lift work)	25,56,000.00	-		-		-		100%	25,56,000		-		-		-		-		-		-
	Ground Floor Slab	25,56,000.00	-		-		-		-		-		-		-		-		100%	25,56,000	100%	25,56,000
	Finishing Work	12,78,000.00	-		-		-		-		-		-		-		-		100%	12,78,000		-
B	Construction of Inlet Chamber & Screen Channel	-	-		-		-		-		-		-		-		-		-		-	
	Site Clearance	50,000.00	-		-		100%	50,000	-		-		-		-		-		-		-	
	Excavation	3,40,800.00	-		-		-		100%	3,40,800		-		-		-		-		-		-
	PCC	5,11,200.00	-		-		-		100%	5,11,200		-		-		-		-		-		-

S N	Description of Items	BOQ Amount	Milestone- 1 (From 26th Nov.'19 to 25th Sep'20)		Milestone- 2 (From 26th Sep.'20 to 25th Nov.'20)		Milestone- 3 (From 26th Nov.'20 to 22nd Feb'21)		Milestone- 4 (From 23rd Feb'21 to 01 July'21)		Milestone- 5 (From 2nd July'21 to 06th September' 21)		Milestone- 6 (From 07th September' 21 to 06th December' 21)		Milestone- 7 (From 07th December' 21 to 25th Mar'22)		Achieved for 7th Milestone		Milestone- 8 (From 26th Mar'22 to 25th Apr'22)		Achieved for 8th Milestone	
			%	Amount(Rs.)	%	Amount(Rs.)	%	Amount(Rs.)	%	Amount(Rs.)	%	Amount(Rs.)	%	Amount(Rs.)	%	Amount(Rs.)	%	Amount(Rs.)	%	Amount(Rs.)	%	Amount(Rs.)
									%													
	RCC Foundation/Raft	8,52,000.00	-		-				100%	8,52,000	-		-		-		-		-		-	
	Wall 50% of total lift work	8,52,000.00	-		-				100%	85,200	90%	7,66,800	-		-		-		-		-	
	Walls (balance 50% of Total Lift work)	8,52,000.00	-		-						100%	8,52,000	-		-		-		-		-	
	Walkway/Platform	4,26,000.00	-		-								-	100%	4,26,000	100%	4,26,000		-		-	
	Finishing work	4,26,000.00	-		-								-				-	100%	4,26,000		-	
C	Construction of Raw Sewage Pump House	-	-		-								-				-		-		-	
	Column & Beam	7,99,012.50	-		-								-				-	100%	7,99,013		-	
	Roof Slab	7,99,012.50	-		-								-				-	100%	7,99,013		-	
	Brickwork & Plaster	7,99,012.50	-		-								-				-	100%	7,99,013		-	

S N	Description of Items	BOQ Amount	Milestone- 1 (From 26th Nov.'19 to 25th Sep'20)		Milestone- 2 (From 26th Sep.'20 to 25th Nov.'20)		Milestone- 3 (From 26th Nov.'20 to 22nd Feb'21)		Milestone- 4 (From 23rd Feb'21 to 01 July'21)		Milestone- 5 (From 2nd July'21 to 06th September' 21)		Milestone- 6 (From 07th September' 21 to 06th December' 21)		Milestone- 7 (From 07th December' 21 to 25th Mar'22)		Achieved for 7th Milestone		Milestone- 8 (From 26th Mar'22 to 25th Apr'22)		Achieved for 8th Milestone	
			%	Amount(Rs.)	%	Amount(Rs.)	%	Amount(Rs.)	%	Amount(Rs.)	%	Amount(Rs.)	%	Amount(Rs.)	%	Amount(Rs.)	%	Amount(Rs.)	%	Amount(Rs.)	%	Amount(Rs.)
		2.50																	0 %	13		
	Finishing Work	7,99,01 2.50		-		-		-		-		-		-		-		-	1 0 0 %	7,99,0 13		-
D	Construction of Office Room	-		-		-		-		-		-		-		-		-		-		-
	Site Clearance	-		-	1 0 0 %	-		-		-		-		-		-		-		-		-
	Excavation & PCC	2,13,00 0.00		-		-	1 0 0 %	2,13,0 00		-		-		-		-		-		-		-
	RCC Foundation/column footing	6,39,00 0.00		-		-		-		-		-		-	1 0 0 %	6,39,0 00	1 0 0 %	6,39,0 00		-		-
	Column & Beam	2,13,00 0.00		-		-		-		-		-		-	6 0 %	1,27,8 00	6 0 %	1,27,8 00	4 0 %	85,200	4 0 %	85,200
	RCC Ground floor Slab	2,13,00 0.00		-		-		-		-		-		-		-		-	1 0 0 %	2,13,0 00		-
	RCC Roof Slab	2,13,00 0.00		-		-		-		-		-		-		-		-	1 0 0 %	2,13,0 00		-
	Brick work & Plaster																		1			

S N	Description of Items	BOQ Amount	Milestone-1 (From 26th Nov.'19 to 25th Sep'20)		Milestone-2 (From 26th Sep.'20 to 25th Nov.'20)		Milestone-3 (From 26th Nov.'20 to 22nd Feb'21)		Milestone-4 (From 23rd Feb'21 to 01 July'21)		Milestone-5 (From 2nd July'21 to 06th September'21)		Milestone-6 (From 07th September'21 to 06th December'21)		Milestone-7 (From 07th December'21 to 25th Mar'22)		Achieved for 7th Milestone		Milestone-8 (From 26th Mar'22 to 25th Apr'22)		Achieved for 8th Milestone	
			%	Amount(Rs.)	%	Amount(Rs.)	%	Amount(Rs.)	%	Amount(Rs.)	%	Amount(Rs.)	%	Amount(Rs.)	%	Amount(Rs.)	%	Amount(Rs.)	%	Amount(Rs.)	%	Amount(Rs.)
		2,13,000.00		-		-		-		-		-		-		-		-	000%	2,13,000		-
	Electrification, plumbing, fixtures	2,13,000.00		-		-		-		-		-		-		-		-	100%	2,13,000		-
	Finishing work	2,13,000.00		-		-		-		-		-		-		-		-	100%	2,13,000		-
E	Construction of Guard Room	-		-		-		-		-		-		-		-		-		-		-
	Site Clearance	-		-	100%	-		-		-		-		-		-		-		-		-
	Excavation & PCC	2,13,000.00		-		-	100%	2,13,000		-		-		-		-		-		-		-
	RCC Foundation/column footing	6,39,000.00		-		-		-		-		-		-		-		-	100%	6,39,000	100%	6,39,000
	Column & Beam	2,13,000.00		-		-		-		-		-		-		-		-	100%	2,13,000	20%	42,600
	RCC Ground floor Slab	2,13,000.00		-		-		-		-		-		-		-		-	100%	2,13,000		-

S N	Description of Items	BOQ Amount	Milestone-1 (From 26th Nov.'19 to 25th Sep'20)		Milestone-2 (From 26th Sep.'20 to 25th Nov.'20)		Milestone-3 (From 26th Nov.'20 to 22nd Feb'21)		Milestone-4 (From 23rd Feb'21 to 01 July'21)		Milestone-5 (From 2nd July'21 to 06th September'21)		Milestone-6 (From 07th September'21 to 06th December'21)		Milestone-7 (From 07th December'21 to 25th Mar'22)		Achieved for 7th Milestone		Milestone-8 (From 26th Mar'22 to 25th Apr'22)		Achieved for 8th Milestone	
			%	Amount(Rs.)	%	Amount(Rs.)	%	Amount(Rs.)	%	Amount(Rs.)	%	Amount(Rs.)	%	Amount(Rs.)	%	Amount(Rs.)	%	Amount(Rs.)	%	Amount(Rs.)	%	Amount(Rs.)
																			%			
	RCC Roof Slab	2,13,000.00	-		-			-		-		-		-		-		-	100%	2,13,000		-
	Brick work & Plaster	2,13,000.00	-		-			-		-		-		-		-		-	100%	2,13,000		-
	Electrification, plumbing, fixtures	2,13,000.00	-		-			-		-		-		-		-		-	100%	2,13,000		-
	Finishing work	2,13,000.00	-		-			-		-		-		-		-		-	100%	2,13,000		-
F	Transformer Yard,DG Yard	-	-		-			-		-		-		-		-		-	100%	-		-
	Site Clearance	-	-		-			-		-		-		-		-		-		-		-
	Excavation & PCC	6,39,210.00	-		-			-		-		-		-		-		-	100%	6,39,210	100%	6,39,210
	Foundation Work	15,98,025.00	-		-			-		-		-		-		-		-	100%	15,98,025	100%	15,98,025

S N	Description of Items	BOQ Amount	Milestone-1 (From 26th Nov.'19 to 25th Sep'20)		Milestone-2 (From 26th Sep.'20 to 25th Nov.'20)		Milestone-3 (From 26th Nov.'20 to 22nd Feb'21)		Milestone-4 (From 23rd Feb'21 to 01 July'21)		Milestone-5 (From 2nd July'21 to 06th September' 21)		Milestone-6 (From 07th September' 21 to 06th December' 21)		Milestone-7 (From 07th December' 21 to 25th Mar'22)		Achieved for 7th Milestone		Milestone-8 (From 26th Mar'22 to 25th Apr'22)		Achieved for 8th Milestone	
			%	Amount(Rs.)	%	Amount(Rs.)	%	Amount(Rs.)	%	Amount(Rs.)	%	Amount(Rs.)	%	Amount(Rs.)	%	Amount(Rs.)	%	Amount(Rs.)	%	Amount(Rs.)	%	Amount(Rs.)
	Finishing Work	9,58,815.00		-		-		-		-		-		-		-		-	100%	9,58,815		-
G	MECHANICAL WORK	-		-		-		-		-		-		-		-		-		-		-
	Piping & Support work			-		-		-		-		-		-		-		-		-		-
	(i) On supply of machinery/equipment at site	9,05,547.50								30%	2,71,664			70%	6,33,883	70%	6,33,883				-	
	(ii) On completion of erection works	1,06,535.00								-		-		-		-		-	100%	1,06,535		-
	(iii) On completion of Testing of equipment	53,267.50								-		-		-		-		-	100%	53,268		-
	Screen Channel			-		-		-		-		-		-		-		-		-		-
	(i) On supply of machinery/equipment at site	28,97,752.00										100%	28,97,752		-		-				-	
	(ii) On completion of erection works	3,40,912.00								-		-		-		-		-	100%	3,40,912		-
	(iii) On completion of Testing of equipment	1,70,456.00								-		-		-		-		-	100%	1,70,456		-

S N	Description of Items	BOQ Amount	Milestone- 1 (From 26th Nov.'19 to 25th Sep'20)		Milestone- 2 (From 26th Sep.'20 to 25th Nov.'20)		Milestone- 3 (From 26th Nov.'20 to 22nd Feb'21)		Milestone- 4 (From 23rd Feb'21 to 01 July'21)		Milestone- 5 (From 2nd July'21 to 06th September' 21)		Milestone- 6 (From 07th September' 21 to 06th December' 21)		Milestone- 7 (From 07th December' 21 to 25th Mar'22)		Achieved for 7th Milestone		Milestone- 8 (From 26th Mar'22 to 25th Apr'22)		Achieved for 8th Milestone	
			%	Amount(Rs.)	%	Amount(Rs.)	%	Amount(Rs.)	%	Amount(Rs.)	%	Amount(Rs.)	%	Amount(Rs.)	%	Amount(Rs.)	%	Amount(Rs.)	%	Amount(Rs.)	%	Amount(Rs.)
																			%			
	Pumps			-		-		-		-		-		-		-		-		-		-
	(i) On supply of machinery/equipment at site	28,97,752.00							-		-	100%	28,97,752		-		-		-		-	
	(ii) On completion of erection works	3,40,912.00							-		-		-		-		-	100%	3,40,912		-	
	(iii) On completion of Testing of equipment	1,70,456.00							-		-		-		-		-	100%	1,70,456		-	
H	ELECTRICAL WORK								-		-		-		-		-		-		-	
	Cable Tray & Earthing Work			-		-		-		-		-		-		-		-		-		-
	(i) On supply of machinery/equipment at site	10,86,657.00							-		-	50%	5,43,329		-		-	50%	5,43,329		50%	5,43,329
	(ii) On completion of erection works	1,27,842.00							-		-		-		-		-	100%	1,27,842		-	
	(iii) On completion of Testing of equipment	63,921.00							-		-		-		-		-	100%	63,921		-	
	Transformer			-		-		-		-		-		-		-		-		-		-

S N	Description of Items	BOQ Amount	Milestone- 1 (From 26th Nov.'19 to 25th Sep'20)		Milestone- 2 (From 26th Sep.'20 to 25th Nov.'20)		Milestone- 3 (From 26th Nov.'20 to 22nd Feb'21)		Milestone- 4 (From 23rd Feb'21 to 01 July'21)		Milestone- 5 (From 2nd July'21 to 06th September' 21)		Milestone- 6 (From 07th September' 21 to 06th December' 21)		Milestone- 7 (From 07th December' 21 to 25th Mar'22)		Achieved for 7th Milestone		Milestone- 8 (From 26th Mar'22 to 25th Apr'22)		Achieved for 8th Milestone	
			%	Amount(Rs.)	%	Amount(Rs.)	%	Amount(Rs.)	%	Amount(Rs.)	%	Amount(Rs.)	%	Amount(Rs.)	%	Amount(Rs.)	%	Amount(Rs.)	%	Amount(Rs.)	%	Amount(Rs.)
	(i) On supply of machinery/equipment at site	28,97,752.00							-		-		-		-		-	100%	28,97,752		-	
	(ii) On completion of erection works	3,40,912.00							-		-		-		-		-	100%	3,40,912		-	
	(iii) On completion of Testing of equipment	1,70,456.00							-		-		-		-		-	100%	1,70,456		-	
	DG			-		-		-		-		-		-		-		-		-		-
	(i) On supply of machinery/equipment at site	19,92,204.50							-		-		-		-		-	100%	19,92,205		-	
	(ii) On completion of erection works	2,34,377.00							-		-		-		-		-	100%	2,34,377		-	
	(iii) On completion of Testing of equipment	1,17,188.50							-		-		-		-		-	100%	1,17,189		-	
I	Construction of Boundary wall & Internal Road			-		-		-		-		-		-		-		-		-		-
	Site Clearance	-		-		-	100%	-		-		-		-		-		-		-		-

S N	Description of Items	BOQ Amount	Milestone- 1 (From 26th Nov.'19 to 25th Sep'20)		Milestone- 2 (From 26th Sep.'20 to 25th Nov.'20)		Milestone- 3 (From 26th Nov.'20 to 22nd Feb'21)		Milestone- 4 (From 23rd Feb'21 to 01 July'21)		Milestone- 5 (From 2nd July'21 to 06th September' 21)		Milestone- 6 (From 07th September' 21 to 06th December' 21)		Milestone- 7 (From 07th December' 21 to 25th Mar'22)		Achieved for 7th Milestone		Milestone- 8 (From 26th Mar'22 to 25th Apr'22)		Achieved for 8th Milestone	
			%	Amount(Rs.)	%	Amount(Rs.)	%	Amount(Rs.)	%	Amount(Rs.)	%	Amount(Rs.)	%	Amount(Rs.)	%	Amount(Rs.)	%	Amount(Rs.)	%	Amount(Rs.)	%	Amount(Rs.)
	Excavation & PCC	3,19,60 5.00	-		-		-	3 0 %	95,882	4 0 %	1,27,8 42	-	-	1 0 %	31,961	1 0 %	31,961	2 0 %	63,921	1 5 %	47,941	
	RCC Column footing	4,26,14 0.00	-		-		-	3 3 %	1,40,6 26	3 5 %	1,49,1 49	-	-	2 %	8,523	2 %	8,523	3 0 %	1,27,8 42	2 7 %	1,15,0 58	
	RCC Column & Beam	3,19,60 5.00	-		-		-	2 0 %	63,921	4 8 %	1,53,4 10	-	-	2 %	6,392	2 %	6,392	3 0 %	95,882		-	
	Brickwork & Plaster	3,19,60 5.00	-		-		-		-	4 5 %	1,43,8 22	-	-		-		-	5 5 %	1,75,7 83		-	
	Finishing	3,19,60 5.00	-		-		-		-		-	-	-		-		-	1 0 0 %	3,19,6 05		-	
	Construction of Internal road	4,26,14 0.00	-		-		-		-		-	-	-		-		-	1 0 0 %	4,26,1 40		-	
2 1	IPS-6 (Sundar Nagar- 20 MLD)- Pankha Area																-				-	
	CIVIL		-		-		-		-		-		-		-		-		-		-	
A	Construction of Raw Sewage Sump		-		-		-		-		-		-		-		-		-		-	
	Site Clearance	1,50,00 0.00	1 0 0 %	1,50,0 00		-		-		-		-		-		-		-		-		-
	Excavation	15,33,6	1 1	1,68,6	8 9	13,64,	-		-		-		-		-		-		-		-	

S N	Description of Items	BOQ Amount	Milestone-1 (From 26th Nov.'19 to 25th Sep'20)		Milestone-2 (From 26th Sep.'20 to 25th Nov.'20)		Milestone-3 (From 26th Nov.'20 to 22nd Feb'21)		Milestone-4 (From 23rd Feb'21 to 01 July'21)		Milestone-5 (From 2nd July'21 to 06th September' 21)		Milestone-6 (From 07th September' 21 to 06th December' 21)		Milestone-7 (From 07th December' 21 to 25th Mar'22)		Achieved for 7th Milestone		Milestone-8 (From 26th Mar'22 to 25th Apr'22)		Achieved for 8th Milestone	
			%	Amount(Rs.)	%	Amount(Rs.)	%	Amount(Rs.)	%	Amount(Rs.)	%	Amount(Rs.)	%	Amount(Rs.)	%	Amount(Rs.)	%	Amount(Rs.)	%	Amount(Rs.)	%	Amount(Rs.)
		00.00	%	96	%	904																
	PCC	10,22,400.00		-	100%	10,22,400		-		-		-		-		-		-		-		-
	RCC Foundation/Raft	25,56,000.00		-		-	100%	25,56,000		-		-		-		-		-		-		-
	Wall 50% of total lift work	25,56,000.00		-		-	90%	23,00,400	10%	2,55,600		-		-		-		-		-		-
	Column & Beam	25,56,000.00		-		-		-	40%	10,22,400		-		-		-		-	60%	15,33,600	50%	12,78,000
	Walls (balance 50% of Total Lift work)	25,56,000.00		-		-		-	25%	6,39,000	20%	5,11,200	55%	14,05,800		-		-		-		-
	Ground Floor Slab	25,56,000.00		-		-		-		-		-		-		-		-	100%	25,56,000		-
	Finishing Work	12,78,000.00		-		-		-		-		-		-		-		-	100%	12,78,000		-
B	Construction of Inlet Chamber & Screen Channel	-		-		-		-		-		-		-		-		-		-		-
	Site Clearance	-		-	100%	-		-		-		-		-		-		-		-		-

S N	Description of Items	BOQ Amount	Milestone- 1 (From 26th Nov.'19 to 25th Sep'20)		Milestone- 2 (From 26th Sep.'20 to 25th Nov.'20)		Milestone- 3 (From 26th Nov.'20 to 22nd Feb'21)		Milestone- 4 (From 23rd Feb'21 to 01 July'21)		Milestone- 5 (From 2nd July'21 to 06th September' 21)		Milestone- 6 (From 07th September' 21 to 06th December' 21)		Milestone- 7 (From 07th December' 21 to 25th Mar'22)		Achieved for 7th Milestone		Milestone- 8 (From 26th Mar'22 to 25th Apr'22)		Achieved for 8th Milestone	
			%	Amount(Rs.)	%	Amount(Rs.)	%	Amount(Rs.)	%	Amount(Rs.)	%	Amount(Rs.)	%	Amount(Rs.)	%	Amount(Rs.)	%	Amount(Rs.)	%	Amount(Rs.)	%	Amount(Rs.)
	Excavation & PCC	4,26,000.00	-		-		70%	2,98,200	30%	1,27,800		-		-		-	-		-		-	
	RCC Foundation/Raft	4,26,000.00	-		-		-		80%	3,40,800	20%	85,200		-		-	-		-		-	
	Wall 50% of total lift work	4,26,000.00	-		-		-		100%	4,26,000	0%	-		-		-	-		-		-	
	Walls (balance 50% of Total Lift work)	4,26,000.00	-		-		-		-		30%	1,27,800	70%	2,98,200		-	-		-		-	
	Walkway/Platform	2,13,000.00	-		-		-		-		-		-		-		-	100%	2,13,000		-	
	Finishing work	2,13,000.00	-		-		-		-		-		-		-		-	100%	2,13,000		-	
C	Construction of Raw Sewage Pump House	-	-		-		-		-		-		-		-		-		-		-	
	Column & Beam	7,99,012.50	-		-		-		-		-		-		-		-	100%	7,99,013		-	
	Roof Slab	7,99,012.50	-		-		-		-		-		-		-		-	100%	7,99,013		-	
	Brickwork & Plaster																	1				

S N	Description of Items	BOQ Amount	Milestone- 1 (From 26th Nov.'19 to 25th Sep'20)		Milestone- 2 (From 26th Sep.'20 to 25th Nov.'20)		Milestone- 3 (From 26th Nov.'20 to 22nd Feb'21)		Milestone- 4 (From 23rd Feb'21 to 01 July'21)		Milestone- 5 (From 2nd July'21 to 06th September' 21)		Milestone- 6 (From 07th September' 21 to 06th December' 21)		Milestone- 7 (From 07th December' 21 to 25th Mar'22)		Achieved for 7th Milestone		Milestone- 8 (From 26th Mar'22 to 25th Apr'22)		Achieved for 8th Milestone	
			%	Amount(Rs.)	%	Amount(Rs.)	%	Amount(Rs.)	%	Amount(Rs.)	%	Amount(Rs.)	%	Amount(Rs.)	%	Amount(Rs.)	%	Amount(Rs.)	%	Amount(Rs.)	%	Amount(Rs.)
		7,99,01 2.50		-		-		-		-		-		-		-		-	0 0 %	7,99,0 13		-
	Finishing Work	7,99,01 2.50		-		-		-		-		-		-		-		-	1 0 0 %	7,99,0 13		-
D	Construction of Office Room	-		-		-		-		-		-		-		-		-		-		-
	Site Clearance	-		-		-		-		-		-		-		-		-		-		-
	Excavation & PCC	2,13,00 0.00		-		-	1 0 0 %	2,13,0 00		-		-		-		-		-		-		-
	RCC Foundation/column footing	6,39,00 0.00		-		-		-		-		-		-		-		-	1 0 0 %	6,39,0 00		-
	Column & Beam	2,13,00 0.00		-		-		-		-		-		-		-		-	1 0 0 %	2,13,0 00		-
	RCC Ground floor Slab	2,13,00 0.00		-		-		-		-		-		-		-		-	1 0 0 %	2,13,0 00		-
	RCC Roof Slab	2,13,00 0.00		-		-		-		-		-		-		-		-	1 0 0 %	2,13,0 00		-
	Brick work & Plaster																	1				

S N	Description of Items	BOQ Amount	Milestone- 1 (From 26th Nov.'19 to 25th Sep'20)		Milestone- 2 (From 26th Sep.'20 to 25th Nov.'20)		Milestone- 3 (From 26th Nov.'20 to 22nd Feb'21)		Milestone- 4 (From 23rd Feb'21 to 01 July'21)		Milestone- 5 (From 2nd July'21 to 06th September' 21)		Milestone- 6 (From 07th September' 21 to 06th December' 21)		Milestone- 7 (From 07th December' 21 to 25th Mar'22)		Achieved for 7th Milestone		Milestone- 8 (From 26th Mar'22 to 25th Apr'22)		Achieved for 8th Milestone	
			%	Amount(Rs.)	%	Amount(Rs.)	%	Amount(Rs.)	%	Amount(Rs.)	%	Amount(Rs.)	%	Amount(Rs.)	%	Amount(Rs.)	%	Amount(Rs.)	%	Amount(Rs.)	%	Amount(Rs.)
		2,13,000.00		-		-		-		-		-		-		-		-	00%	2,13,000		-
	Electrification, plumbing, fixtures	2,13,000.00		-		-		-		-		-		-		-		-	100%	2,13,000		-
	Finishing work	2,13,000.00		-		-		-		-		-		-		-		-	100%	2,13,000		-
E	Construction of Guard Room	-		-		-		-		-		-		-		-		-		-		-
	Site Clearance	-		-		-		-		-		-		-		-		-		-		-
	Excavation & PCC	2,13,000.00		-		-	100%	2,13,000		-		-		-		-		-		-		-
	RCC Foundation/column footing	6,39,000.00		-		-		-	100%	6,39,000		-		-		-		-		-		-
	Column & Beam	2,13,000.00		-		-		-	50%	1,06,500		-		-		-		-	50%	1,06,500		-
	RCC Ground floor Slab	2,13,000.00		-		-		-		-		-		-		-		-	100%	2,13,000		-
	RCC Roof Slab	2,13,000.00		-		-		-		-		-		-		-		-	100%	2,13,000		-

S N	Description of Items	BOQ Amount	Milestone- 1 (From 26th Nov.'19 to 25th Sep'20)		Milestone- 2 (From 26th Sep.'20 to 25th Nov.'20)		Milestone- 3 (From 26th Nov.'20 to 22nd Feb'21)		Milestone- 4 (From 23rd Feb'21 to 01 July'21)		Milestone- 5 (From 2nd July'21 to 06th September' 21)		Milestone- 6 (From 07th September' 21 to 06th December' 21)		Milestone- 7 (From 07th December' 21 to 25th Mar'22)		Achieved for 7th Milestone		Milestone- 8 (From 26th Mar'22 to 25th Apr'22)		Achieved for 8th Milestone	
			%	Amount(Rs.)	%	Amount(Rs.)	%	Amount(Rs.)	%	Amount(Rs.)	%	Amount(Rs.)	%	Amount(Rs.)	%	Amount(Rs.)	%	Amount(Rs.)	%	Amount(Rs.)	%	Amount(Rs.)
		0.00																	0 %	00		
	Brick work & Plaster	2,13,00 0.00	-		-		-		-		-		-		-		-		1 0 0 %	2,13,0 00		-
	Electrification, plumbing, fixtures	2,13,00 0.00	-		-		-		-		-		-		-		-		1 0 0 %	2,13,0 00		-
	Finishing work	2,13,00 0.00	-		-		-		-		-		-		-		-		1 0 0 %	2,13,0 00		-
F	Transformer Yard,DG Yard	-	-		-		-		-		-		-		-		-		-			-
	Site Clearance	-	-		-		-		-		-		-		-		-		1 0 0 %	-		-
	Excavation & PCC	6,39,21 0.00	-		-		-		-		-		-		-		-		1 0 0 %	6,39,2 10	5 0 %	3,19,6 05
	Foundation Work	15,98,0 25.00	-		-		-		-		-		-		-		-		1 0 0 %	15,98, 025		-
	Finishing Work	9,58,81 5.00	-		-		-		-		-		-		-		-		1 0 0 %	9,58,8 15		-

S N	Description of Items	BOQ Amount	Milestone-1 (From 26th Nov.'19 to 25th Sep'20)		Milestone-2 (From 26th Sep.'20 to 25th Nov.'20)		Milestone-3 (From 26th Nov.'20 to 22nd Feb'21)		Milestone-4 (From 23rd Feb'21 to 01 July'21)		Milestone-5 (From 2nd July'21 to 06th September' 21)		Milestone-6 (From 07th September' 21 to 06th December' 21)		Milestone-7 (From 07th December' 21 to 25th Mar'22)		Achieved for 7th Milestone		Milestone-8 (From 26th Mar'22 to 25th Apr'22)		Achieved for 8th Milestone	
			%	Amount(Rs.)	%	Amount(Rs.)	%	Amount(Rs.)	%	Amount(Rs.)	%	Amount(Rs.)	%	Amount(Rs.)	%	Amount(Rs.)	%	Amount(Rs.)	%	Amount(Rs.)	%	Amount(Rs.)
G	MECHANICAL WORK	-		-		-		-		-		-		-		-		-		-		-
	Piping & Support work			-		-		-		-		-		-		-		-		-		-
	(i) On supply of machinery/equipment at site	10,86,657.00							-	25%	2,71,664		-	75%	8,14,993	75%	8,14,993		-		-	
	(ii) On completion of erection works	1,27,842.00							-		-		-		-		-	100%	1,27,842		-	
	(iii) On completion of Testing of equipment	63,921.00							-		-		-		-		-	100%	63,921		-	
	Screen Channel			-		-		-		-		-		-		-		-		-		-
	(i) On supply of machinery/equipment at site	28,97,752.00							-		-	100%	28,97,752		-		-		-		-	
	(ii) On completion of erection works	3,40,912.00							-		-		-		-		-	100%	3,40,912		-	
	(iii) On completion of Testing of equipment	1,70,456.00							-		-		-		-		-	100%	1,70,456		-	
	Pumps			-		-		-		-		-		-		-		-		-		-
	(i) On supply of machinery/equipment											1										

S N	Description of Items	BOQ Amount	Milestone- 1 (From 26th Nov.'19 to 25th Sep'20)		Milestone- 2 (From 26th Sep.'20 to 25th Nov.'20)		Milestone- 3 (From 26th Nov.'20 to 22nd Feb'21)		Milestone- 4 (From 23rd Feb'21 to 01 July'21)		Milestone- 5 (From 2nd July'21 to 06th September' 21)		Milestone- 6 (From 07th September' 21 to 06th December' 21)		Milestone- 7 (From 07th December' 21 to 25th Mar'22)		Achieved for 7th Milestone		Milestone- 8 (From 26th Mar'22 to 25th Apr'22)		Achieved for 8th Milestone	
			%	Amount(Rs.)	%	Amount(Rs.)	%	Amount(Rs.)	%	Amount(Rs.)	%	Amount(Rs.)	%	Amount(Rs.)	%	Amount(Rs.)	%	Amount(Rs.)	%	Amount(Rs.)	%	Amount(Rs.)
	at site	28,97,752.00							-		-	00%	28,97,752		-		-		-		-	
	(ii) On completion of erection works	3,40,912.00							-		-		-		-		-	100%	3,40,912		-	
	(iii) On completion of Testing of equipment	1,70,456.00							-		-		-		-		-	100%	1,70,456		-	
H	ELECTRICAL WORK								-		-		-		-		-		-		-	
	Cable Tray & Earthing Work			-		-		-		-		-		-		-		-		-		-
	(i) On supply of machinery/equipment at site	19,92,204.50							-		-	50%	9,96,102		-		-	50%	9,96,102		50%	9,96,102
	(ii) On completion of erection works	2,34,377.00							-		-		-		-		-	100%	2,34,377		-	
	(iii) On completion of Testing of equipment	1,17,188.50							-		-		-		-		-	100%	1,17,189		-	
	Transformer			-		-		-		-		-		-		-		-		-		-
	(i) On supply of machinery/equipment at site	28,97,752.00							-		-		-		-		-	100%	28,97,752		-	

S N	Description of Items	BOQ Amount	Milestone- 1 (From 26th Nov.'19 to 25th Sep'20)		Milestone- 2 (From 26th Sep.'20 to 25th Nov.'20)		Milestone- 3 (From 26th Nov.'20 to 22nd Feb'21)		Milestone- 4 (From 23rd Feb'21 to 01 July'21)		Milestone- 5 (From 2nd July'21 to 06th September' 21)		Milestone- 6 (From 07th September' 21 to 06th December' 21)		Milestone- 7 (From 07th December' 21 to 25th Mar'22)		Achieved for 7th Milestone		Milestone- 8 (From 26th Mar'22 to 25th Apr'22)		Achieved for 8th Milestone	
			%	Amount(Rs.)	%	Amount(Rs.)	%	Amount(Rs.)	%	Amount(Rs.)	%	Amount(Rs.)	%	Amount(Rs.)	%	Amount(Rs.)	%	Amount(Rs.)	%	Amount(Rs.)	%	Amount(Rs.)
	(ii) On completion of erection works	3,40,912.00							-		-		-		-		-	100%	3,40,912		-	
	(iii) On completion of Testing of equipment	1,70,456.00							-		-		-		-		-	100%	1,70,456		-	
	DG			-		-		-		-		-		-		-		-		-		-
	(i) On supply of machinery/equipment at site	19,92,204.50							-		-		-		-		-	100%	19,92,205		-	
	(ii) On completion of erection works	2,34,377.00							-		-		-		-		-	100%	2,34,377		-	
	(iii) On completion of Testing of equipment	1,17,188.50							-		-		-		-		-	100%	1,17,189		-	
I	Construction of Boundary wall & Internal Road			-		-		-		-		-		-		-		-		-		-
	Site Clearance	-		-		-		-		-		-		-		-		-		-		-
	Excavation & PCC	3,19,605.00		-		-		-		-		-		-		-		-	100%	3,19,605	40%	1,27,842
	RCC Column footing	4,26,14		-		-		-		-		-		-		-		-	100%	4,26,140	20%	85,228

S N	Description of Items	BOQ Amount	Milestone-1 (From 26th Nov.'19 to 25th Sep'20)		Milestone-2 (From 26th Sep.'20 to 25th Nov.'20)		Milestone-3 (From 26th Nov.'20 to 22nd Feb'21)		Milestone-4 (From 23rd Feb'21 to 01 July'21)		Milestone-5 (From 2nd July'21 to 06th September' 21)		Milestone-6 (From 07th September' 21 to 06th December' 21)		Milestone-7 (From 07th December' 21 to 25th Mar'22)		Achieved for 7th Milestone		Milestone-8 (From 26th Mar'22 to 25th Apr'22)		Achieved for 8th Milestone	
			%	Amount(Rs.)	%	Amount(Rs.)	%	Amount(Rs.)	%	Amount(Rs.)	%	Amount(Rs.)	%	Amount(Rs.)	%	Amount(Rs.)	%	Amount(Rs.)	%	Amount(Rs.)	%	Amount(Rs.)
		0.00																	0 %	40	%	
	RCC Column & Beam	3,19,605.00		-		-		-		-		-		-		-		-	100 %	3,19,605	20 %	63,921
	Brickwork & Plaster	3,19,605.00		-		-		-		-		-		-		-		-	100 %	3,19,605		-
	Construction of Internal road	4,26,140.00		-		-		-		-		-		-		-		-	100 %	4,26,140		-
	Finishing	3,19,605.00		-		-		-		-		-		-		-		-	100 %	3,19,605		-
22	I&D Works																-					-
A	ICI Nala			-		-		-		-		-		-		-		-		-		-
	Construction Work	22,24,000.00		-	13 %	2,89,120	81 %	18,01,440	6 %	1,33,440		-		-		-		-		-		-
	Tapping of Nallahs	11,12,000.00		-		-		-		-		-		-		-		-	100 %	11,12,000		-
	Electro-Mechanical work	16,68,000.00		-		-		-		-		-		-	60 %	10,00,800	60 %	10,00,800	40 %	6,67,200		-

S N	Description of Items	BOQ Amount	Milestone-1 (From 26th Nov.'19 to 25th Sep'20)		Milestone-2 (From 26th Sep.'20 to 25th Nov.'20)		Milestone-3 (From 26th Nov.'20 to 22nd Feb'21)		Milestone-4 (From 23rd Feb'21 to 01 July'21)		Milestone-5 (From 2nd July'21 to 06th September' 21)		Milestone-6 (From 07th September' 21 to 06th December' 21)		Milestone-7 (From 07th December' 21 to 25th Mar'22)		Achieved for 7th Milestone		Milestone-8 (From 26th Mar'22 to 25th Apr'22)		Achieved for 8th Milestone	
			%	Amount(Rs.)	%	Amount(Rs.)	%	Amount(Rs.)	%	Amount(Rs.)	%	Amount(Rs.)	%	Amount(Rs.)	%	Amount(Rs.)	%	Amount(Rs.)	%	Amount(Rs.)	%	Amount(Rs.)
	Testing	5,56,000.00		-		-		-		-		-		-		-		-	100%	5,56,000		-
B	Thermal Nala -A	-		-		-		-		-		-		-		-		-		-		-
	Construction Work	22,24,000.00		-	13%	2,89,120	30%	6,67,200	30%	6,67,200	10%	2,22,400	17%	3,78,080		-		-		-		-
	Tapping of Nallahs	11,12,000.00		-		-		-		-		-	60%	6,67,200	40%	4,44,800	40%	4,44,800		-		-
	Electro-Mechanical work	16,68,000.00		-		-		-		-		-		-	100%	16,68,000	100%	16,68,000		-		-
	Testing	5,56,000.00		-		-		-		-		-		-	100%	5,56,000		-		-		-
C	Thermal Nala -B	-		-		-		-		-		-		-		-		-		-		-
	Construction Work	22,24,000.00		-	14%	3,11,360		-		-	5%	1,11,200		-	31%	6,89,440		-	50%	11,12,000		-
	Tapping of Nallahs	11,12,000.00		-		-		-		-		-		-		-		-	100%	11,12,000		-
	Electro-Mechanical work	16,68,000.00		-		-		-		-		-		-	40%	6,67,200	40%	6,67,200	60%	10,00,800	20%	3,33,600

S N	Description of Items	BOQ Amount	Milestone-1 (From 26th Nov.'19 to 25th Sep'20)		Milestone-2 (From 26th Sep.'20 to 25th Nov.'20)		Milestone-3 (From 26th Nov.'20 to 22nd Feb'21)		Milestone-4 (From 23rd Feb'21 to 01 July'21)		Milestone-5 (From 2nd July'21 to 06th September' 21)		Milestone-6 (From 07th September' 21 to 06th December' 21)		Milestone-7 (From 07th December' 21 to 25th Mar'22)		Achieved for 7th Milestone		Milestone-8 (From 26th Mar'22 to 25th Apr'22)		Achieved for 8th Milestone	
			%	Amount(Rs.)	%	Amount(Rs.)	%	Amount(Rs.)	%	Amount(Rs.)	%	Amount(Rs.)	%	Amount(Rs.)	%	Amount(Rs.)	%	Amount(Rs.)	%	Amount(Rs.)	%	Amount(Rs.)
	Testing	5,56,000.00		-		-		-		-		-		-		-		-	100%	5,56,000		-
23	Rising Main Works																-				-	
A	ICI Nala Area			-		-		-		-		-		-		-		-		-		-
	Site Cleance from Client	-		-		-		-		-		-		-		-		-		-		-
	Supply of Pipes	51,00,000.00		-		-	6%	2,83,315	44%	22,44,000	25%	12,75,000		-	11%	5,73,995	5%	2,55,000	14%	7,23,690		-
	Excavation,Laying & backfilling of Pipes	6,00,000.00		-		-		-		-	60%	3,60,000		-		-		-	40%	2,40,000		-
	Testing	3,00,000.00		-		-		-		-		-		-		-		-	100%	3,00,000		-
B	Sundar Nagar IPS Area			-		-		-		-		-		-		-		-		-		-
	Site Cleance from Client	-		-		-		-		-		-		-		-		-		-		-
	Supply of Pipes	51,00,000.00		-		-		-	100%	51,00,000		-		-		-		-		-		-
	Excavation,Laying & backfilling of Pipes	6,00,000.00		-		-		-		-	60%	3,60,000		-		-		-	40%	2,40,000		-
	Testing																		1			

S N	Description of Items	BOQ Amount	Milestone- 1 (From 26th Nov.'19 to 25th Sep'20)		Milestone- 2 (From 26th Sep.'20 to 25th Nov.'20)		Milestone- 3 (From 26th Nov.'20 to 22nd Feb'21)		Milestone- 4 (From 23rd Feb'21 to 01 July'21)		Milestone- 5 (From 2nd July'21 to 06th September' 21)		Milestone- 6 (From 07th September' 21 to 06th December' 21)		Milestone- 7 (From 07th December' 21 to 25th Mar'22)		Achieved for 7th Milestone		Milestone- 8 (From 26th Mar'22 to 25th Apr'22)		Achieved for 8th Milestone	
			%	Amount(Rs.)	%	Amount(Rs.)	%	Amount(Rs.)	%	Amount(Rs.)	%	Amount(Rs.)	%	Amount(Rs.)	%	Amount(Rs.)	%	Amount(Rs.)	%	Amount(Rs.)	%	Amount(Rs.)
		3,00,000.00		-		-		-		-		-		-		-		-	000%	3,00,000		-
24	Sewer System Area (RCC Pipes-NP3 Types)										6.45%						0.00%				-	
	Site Clearance			-		-			13%								-				-	
	Supply of pipes	1604,54,272.00	16%	256,70,094	25%	401,20,136	29%	465,31,739	33%	208,59,055	9%	136,38,613	1%	8,02,271	8%	128,32,363	7%	112,31,799		-		-
	Excavation and Laying of pipes including bed preperation & backfilling	100,28,392.00		-		-	15%	15,04,259	14%	14,03,975	21%	20,60,571	27%	27,53,058	7%	7,01,987		-	16%	16,04,543		-
	Manholes	100,28,392.00		-		-		-	34%	34,09,653	6%	6,01,704	12%	11,58,015	2%	12,10,248	12%	12,03,407	36%	36,49,004	11%	11,03,123
	Testing	100,28,392.00		-		-		-		-		-		-		-		-	100%	100,28,392		-
	Road Restoration work	100,28,392.00		-		-		-		-		-		-	35%	35,47,990	35%	35,09,937	65%	64,80,402	25%	25,07,098
25	Design ,Supply,Testing & Commissioning of Sewer line (crossing National Highway-2 & Railway Track)																0.0%				-	
	Statutory approvals from Railway & Road dept			-		-		-	50%								-				-	
	Supply of Carrier & Casing Pipes								5		3				1		1					

S N	Description of Items	BOQ Amount	Milestone- 1 (From 26th Nov.'19 to 25th Sep'20)		Milestone- 2 (From 26th Sep.'20 to 25th Nov.'20)		Milestone- 3 (From 26th Nov.'20 to 22nd Feb'21)		Milestone- 4 (From 23rd Feb'21 to 01 July'21)		Milestone- 5 (From 2nd July'21 to 06th September' 21)		Milestone- 6 (From 07th September' 21 to 06th December' 21)		Milestone- 7 (From 07th December' 21 to 25th Mar'22)		Achieved for 7th Milestone		Milestone- 8 (From 26th Mar'22 to 25th Apr'22)		Achieved for 8th Milestone	
			%	Amount(Rs.)	%	Amount(Rs.)	%	Amount(Rs.)	%	Amount(Rs.)	%	Amount(Rs.)	%	Amount(Rs.)	%	Amount(Rs.)	%	Amount(Rs.)	%	Amount(Rs.)	%	Amount(Rs.)
		112,48,335.00		-		-		-	7%	64,11,551	0%	33,74,501		-	3%	14,62,284	3%	14,62,284		-		-
	Construction of Pit	9,37,361.25		-		-		-	65%	6,09,285		-		-	35%	3,28,076	35%	3,28,076		-		-
	Excavation & Laying of Pipes thru Jack push method	56,24,167.50		-		-		-	50%	28,12,084		-		-	50%	28,12,084	50%	28,12,084		-		-
	Testing	9,37,361.25		-		-		-		-	27%	2,53,088		-	23%	2,15,593	23%	2,15,593	50%	4,68,681		-
26	Design ,Supply,Testing & Commissioning of Treated Effulent line from STP to River Pandu																-					-
	Site Clearance			-		-		-		-		-		-		-		-		-		-
	Construction of Effluent line from STP to River Pandu	72,00,000.00		-		-		-		-	35%	25,20,000	25%	18,00,000	40%	28,80,000	40%	28,80,000		-		-
	Testing	8,00,000.00		-		-		-		-		-		-	100%	8,00,000		-		-		-
	TRIAL RUN & COMMISSIONING															-						
	Trial Run & Commissioning															-						
	Total Amount	9987,18,000.00		1248,39,750		1248,39,750		1248,39,750		1248,39,750		1248,39,750		1248,39,750		1248,39,750		996,68,844		1248,39,750		279,54,488

PHOTOGRAPHS OF PANKHA STP SITE



PTU final works



MPS Final Works



ICI Nala Slab



Guard Room



Blower Room



Sludge Thickener



SBR

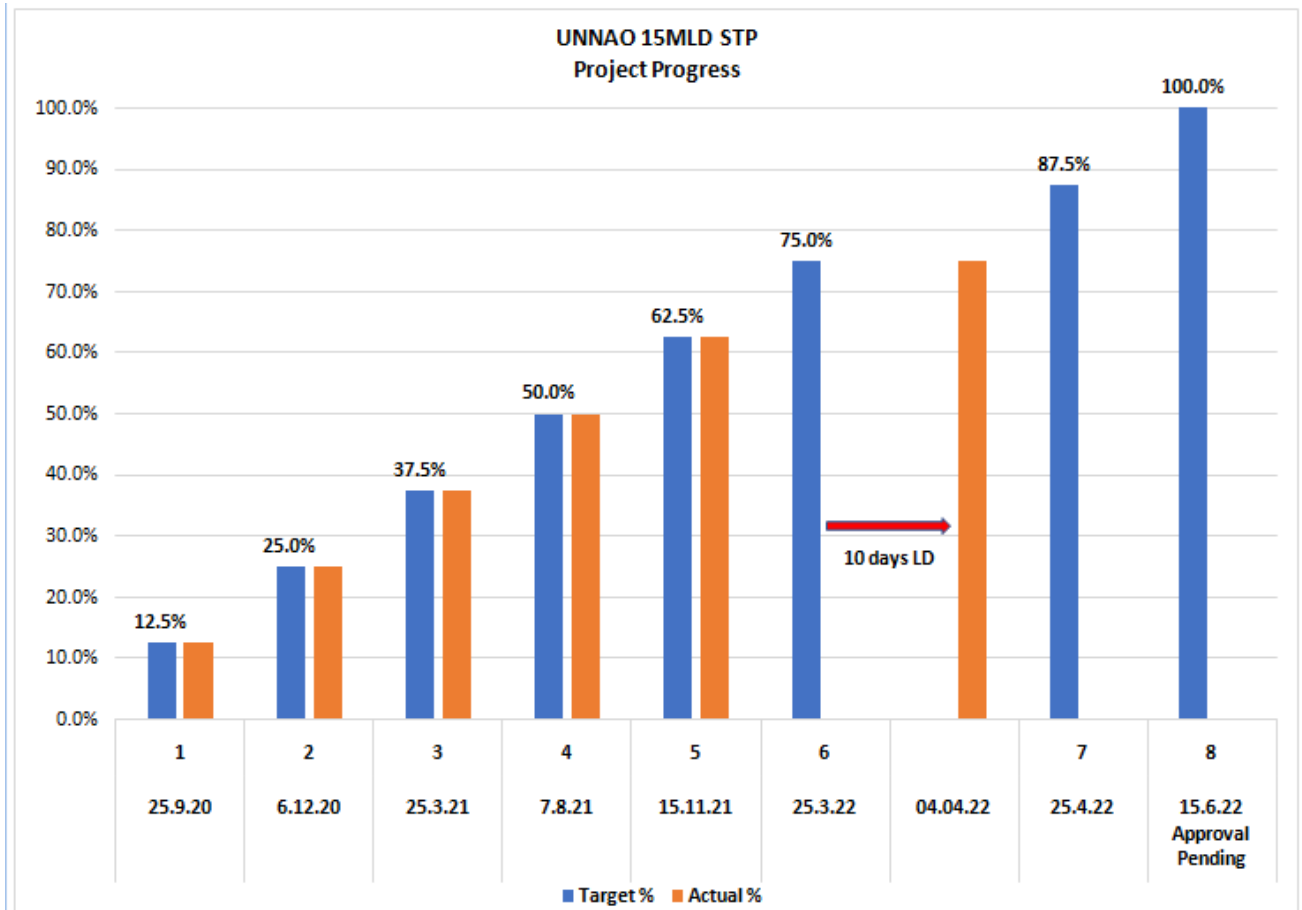


Chlorination Building

6.2 MILESTONE WISE ACTIVITIES AND PROGRESS: UNNAO STP

The progress of works related to the 15 MLD STP at Unnao is very slow. As per direction given in the NMCG meeting dated 27.04.2022, KRMPL needs to complete the plant by 15.06.2022. Full automation will be done during 3 month's trial run period. Status and progress of Unnao STP is as following:

- Total progress till April 2022 was only 76.10%. 7th milestone was missed by the KRMPL on 25.04.2022.



- Manpower deployed at the 15 MLD STP Unnao site was in the range of 15-20 nos. KRMPL need to increase the manpower up to 250 as directed during NMCG meetings on dated 27.04.2022, 17.02.2022, 30.12.2021, 17.11.2021 and 28.09.2021;
- At Unnao plant most of the Civil structures are 90% ready. With E&M erection and installation, plant could be completed for operation by 25.04.2022. Only STP campus backfilling permission from DM office is pending. UPJN is pursuing the matter for early permission.
- It was noticed by PE and UPJN that at STP progress work in night shift is not started by the Concessionaire yet. In the NMCG meeting dated 30.12.2021, the Concessionaire was directed to submit night shift work plan with separate set of workers from day time for which the Concessionaire agreed;
- Supply of following E&M Equipments still pending:

- Air Blower and hoist;
- Chlorination System (50%) and Chlorine neutralization tank;
- Admin Building - PMCC work (50%) and PLC/SCADA

➤ Status of progress of different STP units till March 2022 are as following:

STP Units	Target %	Achieved %
I&D structure	100%	70%
Sewer Laying (3 km of 3.2 km)	100%	90%
Manholes (08 completed of 42)	100%	20%
MPS	100%	90%
PTU	100%	65%
SBR	100%	90%
Air Blower	100%	90%
CCT	100%	95%
Chlorination Room	100%	95%
Supernatant Sump	100%	95%
Sludge Thickener	100%	95%
Centrifuge Building	100%	90%
Effluent Disposal System	100%	90%
Admin Building	100%	90%
Staff Quarter	100%	90%
Guard Room	100%	90%
Transformer Yard	100%	90%
DG Set	100%	90%
Boundary Wall	100%	90%

SUMMARY OF OVERALL PROGRESS AT UNNAO STP

Milestone	Schedule Completion date	Actual completion date	Milestone Amount (Rs.)	Progress till 30.04.2022		
				Milestone Amount (Rs.)	% Target	% Achieved
1st milestone	25.09.2020	25.09.2020	4,78,36,250.00	4,78,36,250.00	12.50%	12.50%
2nd milestone	06.12.2020	06.12.2020	4,78,36,250.00	4,78,36,250.00	12.50%	12.50%
3rd Milestone	25.03.2021	25.03.2021	4,78,36,250.00	4,78,36,250.00	12.50%	12.50%
4th Milestone	07.08.2021	07.08.2021	4,78,36,250.00	4,78,36,250.00	12.50%	12.50%
5th Milestone	15.11.2021	15.11.2021	4,78,36,250.00	4,78,36,250.00	12.50%	12.50%
6th milestone	25.03.2022	04.04.2022	4,78,36,250.00	321,16,293.73	12.5%	8.39%
7th milestone	25.04.2022	Not completed	4,78,36,250.00	67,28,795.38	12.5%	1.76%
8th milestone	15.06.2022	Not completed	4,78,36,250.00	132,00,000.00	12.5%	3.45%
Overall Progress	38,26,90,000.00			2912,26,338.99	100%	76.10%
Total %	100.00%				100%	76.10%

Milestone wise activities and their progress of work for Unnao STP are given in following table 6.2

TABLE 6.2: MILESTONE WISE PROGRESS – 15 MLD UNNAO STP

Sr. No.	Description of Items	Milestone-6 (From 16th Nov'21 to 25th Mar'22)		Achieved for 6th Milestone		Milestone-7 (From 26th Mar'22 to 25th Apr'22)		Achieved for 7th Milestone		Milestone-8 (From 26th Apr'22 to 15th May'22)		Achieved for 8th Milestone	
		%	Amount			%	Amount			%	Amount		
I	Design & Drawing & STP & Sewer Laying works												
1	On approval of BEP				-				-		-		-
2	On approval of design & drawings for Civil & Sewerage works				-				-		-		-
II	CONSTRUCTION												
A	UNNAO STP (15 MLD)												
i)	SBR Basin Area												
1	Site Clearance				-				-		-		-
2	Excavation wall footing				-				-		-		-
3	PCC wall footing				-				-		-		-
4	RCC Foundation/Raft of wall				-				-		-		-
5	Wall 50% of total upto base slab				-				-		-		-
6	Walls (balance 50% of upto base slab)				-				-		-		-
7	PCC Base Slab				-				-		-		-
8	RCC Foundation base slab		-		-				0.0%		-		-

Sr. No.	Description of Items	Milestone-6 (From 16th Nov'21 to 25th Mar'22)		Achieved for 6th Milestone		Milestone-7 (From 26th Mar'22 to 25th Apr'22)		Achieved for 7th Milestone		Milestone-8 (From 26th Apr'22 to 15th May'22)		Achieved for 8th Milestone	
		%	Amount			%	Amount			%	Amount		
9	Wall 50% of total lift work		-		-		-		-		-		-
40	Walls (balance 50% of Total Lift work)	25%	6,86,534.40	25%	6,86,534.40		-		-		-		-
11	Walkway/Platform	70%	19,22,296.32	70%	19,22,296.32	30%	8,23,841.28	20%	5,49,227.52		-		-
12	Piping & fitting works	50%	10,98,455.04		-	50%	10,98,455.04	50%	10,98,455.04		-		-
13	Testing /Finishing works		-		-	100%	36,80,000.00	25%	9,20,000.00		-		-
ii	Sludge Thickener Area		0		0		0		0		0		0
1	Site Clearance		-		-		-		-		-		-
2	Excavation		-		-		-		-		-		-
3	PCC		-		-		-		-		-		-
4	RCC Foundation Wall/base slab		-		-		-		-		-		-
5	Wall 50% of total lift work		-		-		-		-		-		-
6	Walls (balance 50% of Total Lift work)		-		-		-		-		-		-
7	Testing /Finishing works	60%	1,84,800.00	60%	1,84,800.00	15%	46,200.00		-		-		-
iii	Supernatant Sump Area		0	0%	0		0		0		0		0
1	Site Clearance		-		-		-		-		-		-
2	Excavation		-		-		-		-		-		-
3	PCC		-		-		-		-		-		-

Sr. No.	Description of Items	Milestone-6 (From 16th Nov'21 to 25th Mar'22)		Achieved for 6th Milestone		Milestone-7 (From 26th Mar'22 to 25th Apr'22)		Achieved for 7th Milestone		Milestone-8 (From 26th Apr'22 to 15th May'22)		Achieved for 8th Milestone	
		%	Amount			%	Amount			%	Amount		
4	RCC Foundation wall/base slab		-		-		-		-		-		-
5	Wall 50% of total lift work		-		-		-		-		-		-
6	Walls (balance 50% of Total Lift work)		-		-		-		-		-		-
7	Testing /Finishing works	50%	42,900.00	25%	21,450.00	25%	21,450.00	25%	21,450.00		-		-
iv	Chlorination Tank Area		0		0		0		0		0		0
1	Site Clearance		-		-		-		-		-		-
2	Excavation		-		-		-		-		-		-
3	PCC		-		-		-		-		-		-
4	RCC Foundation/Raft		-		-		-		-		-		-
5	Wall 50% of total lift work		-		-		-		-		-		-
6	Walls (balance 50% of Total Lift work)		-		-		-		-		-		-
7	Baffle Walls work		-		-		-		-		-		-
8	Testing /Finishing works		-		-	100%	4,57,000.00	50%	2,28,500.00		-		-
v	Air Blower Room Area		0		0		0		0		0		0
1	Site Clearance		-		-		-		-		-		-
2	Excavation		-		-		-		-		-		-
3	PCC		-		-		-		-		-		-

Sr. No.	Description of Items	Milestone-6 (From 16th Nov'21 to 25th Mar'22)		Achieved for 6th Milestone		Milestone-7 (From 26th Mar'22 to 25th Apr'22)		Achieved for 7th Milestone		Milestone-8 (From 26th Apr'22 to 15th May'22)		Achieved for 8th Milestone	
		%	Amount			%	Amount			%	Amount		
4	RCC Foundation/column footing		-		-		-		-		-		-
5	Column & Beam		-		-		-		-		-		-
6	RCC Roof Slab	100%	8,29,801.60	100%	8,29,801.60		-		-		-		-
7	Cable Trench Work		-		-		-		-		-		-
8	RCC Ground floor Grade Slab		-		-		-		-		-		-
9	Brick work	70%	4,37,617.60	70%	4,37,617.60	30%	1,87,550.40	20%	1,25,033.60		-		-
10	Plaster		-		-	100%	1,71,633.60	80%	1,37,306.88		-		-
11	Testing/Finishing work		-		-	100%	5,83,000.00		-		-		-
vi	Staff Quarter Area (G+1)		0		0		0		0		0		0
1	Site Clearance		-		-		-		-		-		-
2	Excavation		-		-		-		-		-		-
3	PCC		-		-		-		-		-		-
4	RCC Foundation/column footing		-		-		-		-		-		-
5	Column & Beam		-		-		-		-		-		-
6	RCC Ground floor Slab		-		-		-		-		-		-
7	RCC 1st floor Slab		-		-		-		-		-		-
8	RCC Roof Slab		-		-		-		-		-		-

Sr. No.	Description of Items	Milestone-6 (From 16th Nov'21 to 25th Mar'22)		Achieved for 6th Milestone		Milestone-7 (From 26th Mar'22 to 25th Apr'22)		Achieved for 7th Milestone		Milestone-8 (From 26th Apr'22 to 15th May'22)		Achieved for 8th Milestone	
		%	Amount			%	Amount			%	Amount		
9	Brick work		-		-		-		-		-		-
10	Plaster	50%	33,500.00		-		-		-		-		-
11	Plumbing, fixtures , sanitary works, AC work	50%	33,500.00		-	50%	33,500.00		-		-		-
12	Electrification work	50%	16,750.00		-	50%	16,750.00		-		-		-
13	Finishing works	70%	23,450.00		-	30%	10,050.00		-		-		-
vii	Guard Room Area		0		0		0		0		0		0
1	Site Clearance		-		-		-		-		-		-
2	Excavation		-		-		-		-		-		-
3	PCC		-		-		-		-		-		-
4	RCC Foundation/column footing		-		-		-		-		-		-
5	Column & Beam		-		-		-		-		-		-
6	RCC Ground floor Slab		-		-		-		-		-		-
7	RCC Roof Slab		-		-		-		-		-		-
8	Brick work		-		-		-		-		-		-
9	Plaster		-		-		-		-		-		-
10	Plumbing, fixtures	50%	57,211.20		-	50%	57,211.20		-		-		-

Sr. No.	Description of Items	Milestone-6 (From 16th Nov'21 to 25th Mar'22)		Achieved for 6th Milestone		Milestone-7 (From 26th Mar'22 to 25th Apr'22)		Achieved for 7th Milestone		Milestone-8 (From 26th Apr'22 to 15th May'22)		Achieved for 8th Milestone	
		%	Amount			%	Amount			%	Amount		
11	Sanitary works, AC work	50%	32,211.20		-	50%	32,211.20		-		-		-
12	Electrification work	50%	16,105.50		-	50%	16,105.50		-		-		-
13	Finishing works	50%	16,105.50		-	50%	16,105.50		-		-		-
viii	Chlorination Room Area		0		0		0		0		0		0
1	Site Clearance		-		-		-		-		-		-
2	Excavation		-		-		-		-		-		-
3	PCC		-		-		-		-		-		-
4	RCC Foundation/Column footing		-		-		-		-		-		-
5	Column & Beam		-		-		-		-		-		-
6	Ground floor Slab		-		-		-		-		-		-
7	Roof Slab		-		-		-		-		-		-
8	Brickwork		-		-		-		-		-		-
9	Plaster	50%	1,28,844.80	40%	1,03,075.84		-		-		-		-
10	Testing/Finishing works	50%	2,05,500.00		-	50%	2,05,500.00		-		-		-
ix	Admin Bldg Area (G+1)		0		0		0		0		0		0
1	Site Clearance		-		-		-		-		-		-
2	Excavation		-		-		-		-		-		-

Sr. No.	Description of Items	Milestone-6 (From 16th Nov'21 to 25th Mar'22)		Achieved for 6th Milestone		Milestone-7 (From 26th Mar'22 to 25th Apr'22)		Achieved for 7th Milestone		Milestone-8 (From 26th Apr'22 to 15th May'22)		Achieved for 8th Milestone	
		%	Amount			%	Amount			%	Amount		
3	PCC		-		-		-		-		-		-
4	Column footings/Foundation		-		-		-		-		-		-
5	Column & Beam up to First Floor		-		-		-		-		-		-
6	1st Floor Slab		-		-		-		-		-		-
7	Column & Beam First Floor to Roof Slab		-		-		-		-		-		-
8	Roof Slab	100%	1,35,357.77	100%	1,35,357.77		-		-		-		-
9	Brickwork	100%	1,35,357.77	90%	1,21,821.99		-		-		-		-
10	Plaster	80%	85,275.40	80%	85,275.40	20%	21,318.85	10%	10,659.42		-		-
11	Electrification, plumbing, fixtures , sanitary works, AC work	30%	66,674.79		-	70%	1,55,574.52		-		-		-
12	finishing works	50%	69,500.00		-	50%	69,500.00		-		-		-
x	Sludge Dewatering System Area (Centrifuge Pump House, Sludge sump & Poly dosing tank)		0		0		0		0		0		0
1	Site Clearance		-		-		-		-		-		-
2	Excavation		-		-		-		-		-		-
3	PCC		-		-		-		-		-		-
4	RCC Foundation		-		-		-		-		-		-

Sr. No.	Description of Items	Milestone-6 (From 16th Nov'21 to 25th Mar'22)		Achieved for 6th Milestone		Milestone-7 (From 26th Mar'22 to 25th Apr'22)		Achieved for 7th Milestone		Milestone-8 (From 26th Apr'22 to 15th May'22)		Achieved for 8th Milestone	
		%	Amount			%	Amount			%	Amount		
5	Column & Beam Upto First Floor		-		-		-		-		-		-
6	First Floor Slab		-		-		-		-		-		-
7	Column & Beam First Floor to Roof Slab	75%	2,53,932.00	75%	2,53,932.00		-		-		-		-
8	Roof Slab	100%	3,19,576.00	100%	3,19,576.00		-		-		-		-
9	Brickwork	70%	2,58,703.20	70%	2,58,703.20	30%	1,10,872.80	20%	73,915.20		-		-
10	Plaster	40%	1,27,830.40	40%	1,27,830.40	60%	1,91,745.60		-		-		-
11	Piping & fittings Work		-		-	100%	1,84,364.00		-		-		-
12	Testing/Finishing works		-		-	100%	3,51,000.00		-		-		-
xi	Inlet Chamber Area		0		0		0		0		0		0
1	Site Clearance		-		-		-		-		-		-
2	Excavation & PCC		-		-		-		-		-		-
3	RCC Foundation/Column footing		-		-		-		-		-		-
4	Column & Beam	75%	2,35,369.80	75%	2,35,369.80		-		-		-		-
5	RCC Slab	30%	94,147.92	30%	94,147.92	70%	2,19,678.48	70%	2,19,678.48		-		-
6	RCC Wall		-		-	100%	2,89,652.40	100%	2,89,652.40		-		-
7	Testing/Finishing works		-		-	100%	1,88,000.0000		-		-		-

Sr. No.	Description of Items	Milestone-6 (From 16th Nov'21 to 25th Mar'22)		Achieved for 6th Milestone		Milestone-7 (From 26th Mar'22 to 25th Apr'22)		Achieved for 7th Milestone		Milestone-8 (From 26th Apr'22 to 15th May'22)		Achieved for 8th Milestone	
		%	Amount			%	Amount			%	Amount		
xii	Manual & Mechanical Fine Bar Screen Chamber Area		0		0		0		0		0		0
1	Site Clearance		-		-		-		-		-		-
2	Excavation		-		-		-		-		-		-
3	PCC		-		-		-		-		-		-
4	RCC Foundation		-		-		-		-		-		-
5	Column & Beam	75%	1,36,837.80	75%	1,36,837.80		-		-		-		-
6	RCC Slab	50%	1,28,725.20	50%	1,28,725.20	50%	1,28,725.20	50%	1,28,725.20		-		-
7	RCC Wall		-		-	100%	1,71,633.60	100%	1,71,633.60		-		-
8	Walkway/Platform		-		-	100%	1,67,633.60	30%	50,290.08		-		-
9	Testing/Finishing works		-		-	100%	1,54,000.00		-		-		-
xiii	Grit Chamber Area		0		0		0		0		0		0
1	Site Clearance		-		-		-		-		-		-
2	Excavation		-		-		-		-		-		-
3	PCC		-		-		-		-		-		-
4	RCC Foundation		-		-		-		-		-		-
5	Column & Beam	75%	1,82,450.40	75%	1,82,450.40		-		-		-		-

Sr. No.	Description of Items	Milestone-6 (From 16th Nov'21 to 25th Mar'22)		Achieved for 6th Milestone		Milestone-7 (From 26th Mar'22 to 25th Apr'22)		Achieved for 7th Milestone		Milestone-8 (From 26th Apr'22 to 15th May'22)		Achieved for 8th Milestone	
		%	Amount			%	Amount			%	Amount		
6	RCC Slab	100%	2,43,267.20	100%	2,43,267.20		-		-		-		-
7	RCC Wall	40%	91,537.92		-	60%	1,37,306.88		-		-		-
8	Walkway/Platform		-		-	100%	2,28,844.80		-		-		-
9	Testing/Finishing works		-		-	100%	1,85,400.00		-		-		-
xiv	Parshall Flume Channel Area		0		0		0		0		0		0
1	Site Clearance		-		-		-		-		-		-
2	Excavation		-		-		-		-		-		-
3	PCC		-		-		-		-		-		-
4	RCC Foundation		-		-		-		-		-		-
5	Column & Beam	75%	2,57,450.40	75%	2,57,450.40		-		-		-		-
6	RCC Slab	40%	1,37,306.88	40%	1,37,306.88	60%	2,05,960.32	60%	2,05,960.32		-		-
7	RCC Wall	30%	1,02,980.16		-	70%	2,40,287.04		-		-		-
8	Walkway/Platform		-		-	100%	3,43,267.20		-		-		-
9	Piping & fitting Work		-		-	100%	1,71,633.60		-		-		-
10	Testing		-		-	100%	2,57,400.00		-		-		-
xv	Sludge Storage Platform Area		0		0		0		0		0		0
1	Site Clearance		-		-		-		-		-		-

Sr. No.	Description of Items	Milestone-6 (From 16th Nov'21 to 25th Mar'22)		Achieved for 6th Milestone		Milestone-7 (From 26th Mar'22 to 25th Apr'22)		Achieved for 7th Milestone		Milestone-8 (From 26th Apr'22 to 15th May'22)		Achieved for 8th Milestone	
		%	Amount			%	Amount			%	Amount		
2	Excavation	100%	1,00,000.00		-		-		-		-		-
3	PCC	100%	2,50,000.00		-		-		-		-		-
4	Foundation Work	70%	2,10,000.00		-	30%	90,000.00		-		-		-
5	Finishing work		-		-	100%	1,50,000.00		-		-		-
xvi	Transformer Yard Area		0		0		0		0		0		0
1	Site Clearance		-		-		-		-		-		-
2	Excavation	100%	3,88,045.00	100%	3,88,045.00		-		-		-		-
3	PCC	100%	3,88,045.00	100%	3,88,045.00		-		-		-		-
4	Foundation Work	100%	3,88,045.00	100%	3,88,045.00		-		-		-		-
xvii	DG Shed Area		0	0%	0		0		0		0		0
1	Site Clearance		-	0%	-		-		-		-		-
2	Excavation	100%	4,36,555.00	100%	4,36,555.00		-		-		-		-
3	PCC	100%	4,36,555.00	100%	4,36,555.00		-		-		-		-
4	Foundation Work	70%	3,05,588.50	70%	3,05,588.50	30%	1,30,966.50		-		-		-
xviii	EXTERNAL DEVELOPMENT		0		0		0		0		0		0
	Boundary Wall with Gate		-		-		-		-		-		-
1	Site Clearance		-		-		-		-		-		-

Sr. No.	Description of Items	Milestone-6 (From 16th Nov'21 to 25th Mar'22)		Achieved for 6th Milestone		Milestone-7 (From 26th Mar'22 to 25th Apr'22)		Achieved for 7th Milestone		Milestone-8 (From 26th Apr'22 to 15th May'22)		Achieved for 8th Milestone	
		%	Amount			%	Amount			%	Amount		
2	Excavation		-		-		-		-		-		-
3	PCC	3%	15,063.75	3%	15,063.75		-		-		-		-
4	RCC Column footing	3%	15,063.75	3%	15,063.75		-		-		-		-
5	RCC Column & Beam	4%	20,094.12		-		-		-		-		-
6	Brickwork	8%	40,170.00		-		-		-		-		-
7	Plaster	20%	1,00,309.60		-	20%	1,00,309.60		-		-		-
8	Retaining wall	40%	6,44,414.00	40%	6,44,414.00	21%	3,38,317.35		-		-		-
9	Finishing Work	50%	2,51,062.50	50%	2,51,062.50	50%	2,51,062.50		-		-		-
	Earthfilling, Internal Roads ,Landscaping		-		-		-		-		-		-
1	Earthfilling, Internal Roads ,Landscaping	60%	10,50,560.40		-	40%	7,00,373.60		-		-		-
B	I & D Work		0		0		0		0		0		0
(i)	Approach Channel		0		0		0		0		0		0
1	Excavation	50%	34,093.30	40%	27,274.64		-		-		-		-
2	PCC	100%	1,70,466.50	90%	1,53,419.85		-		-		-		-
3	RCC Foundation/Raft	100%	2,04,559.80	90%	1,84,103.82		-		-		-		-
4	wall	60%	1,02,279.90	60%	1,02,279.90	40%	68,186.60	40%	68,186.60		-		-

Sr. No.	Description of Items	Milestone-6 (From 16th Nov'21 to 25th Mar'22)		Achieved for 6th Milestone		Milestone-7 (From 26th Mar'22 to 25th Apr'22)		Achieved for 7th Milestone		Milestone-8 (From 26th Apr'22 to 15th May'22)		Achieved for 8th Milestone	
		%	Amount			%	Amount			%	Amount		
5	Testing/Finishing work		-		-	100%	61,300.00		-		-		-
(ii)	Inlet Chamber		0		0		0		0		0		0
1	Excavation		-		-		-		-		-		-
2	PCC		-		-		-		-		-		-
3	RCC Foundation/Raft	100%	2,57,904.60	100%	2,57,904.60		-		-		-		-
4	wall	100%	2,14,920.50	100%	2,14,920.50		-		-		-		-
5	Testing/Finishing work		-		-	100%	77,300.00		-		-		-
(iii)	Screen Channel		0		0		0		0		0		0
1	Excavation		-		-		-		-		-		-
2	PCC	100%	1,71,974.25	100%	1,71,974.25		-		-		-		-
3	RCC Foundation/Raft	100%	2,06,369.10	100%	2,06,369.10		-		-		-		-
4	wall	60%	1,03,184.55	60%	1,03,184.55	40%	68,789.70	40%	68,789.70		-		-
5	Testing/Finishing work		-		-	100%	61,900.00		-		-		-
(iv)	Grit Chamber		0		0		0		0		0		0
1	Excavation		-		-		-		-		-		-
2	PCC	100%	1,76,674.25	100%	1,76,674.25		-		-		-		-
3	RCC Foundation/Raft	100%	2,12,009.10	100%	2,12,009.10		-		-		-		-

Sr. No.	Description of Items	Milestone-6 (From 16th Nov'21 to 25th Mar'22)		Achieved for 6th Milestone		Milestone-7 (From 26th Mar'22 to 25th Apr'22)		Achieved for 7th Milestone		Milestone-8 (From 26th Apr'22 to 15th May'22)		Achieved for 8th Milestone	
		%	Amount			%	Amount			%	Amount		
4	wall	100%	1,76,674.25	100%	1,76,674.25		-		-		-		-
5	Testing/Finishing work		-	0%	-	100%	63,600.00		-		-		-
(v)	Collection Chamber		0	0%	0		0		0		0		0
1	Excavation	100%	13,709.20	100%	13,709.20		-		-		-		-
2	PCC	100%	34,273.00	100%	34,273.00		-		-		-		-
3	RCC Foundation/Raft	100%	41,127.60	100%	41,127.60		-		-		-		-
4	wall	80%	27,497.23	80%	27,418.40	20%	6,775.77	20%	6,854.60		-		-
5	Testing/Finishing work		-		-	100%	12,300.00		-		-		-
C	MPS-40 MLD		0		0		0		0		0		0
	Civil Work		-		-		-		-		-		-
i	Construction of Raw Sewage Sump		0		0		0		0		0		0
1	Site Clearance		-		-		-		-		-		-
2	Excavation		-		-		-		-		-		-
3	PCC		-		-		-		-		-		-
4	RCC Foundation/Raft		-		-		-		-		-		-
5	Wall 50% of total lift work		-		-		-		-		-		-
6	Walls (balance 50% of Total Lift work)	10%	88,722.00	10%	88,722.00		-		-		-		-

Sr. No.	Description of Items	Milestone-6 (From 16th Nov'21 to 25th Mar'22)		Achieved for 6th Milestone		Milestone-7 (From 26th Mar'22 to 25th Apr'22)		Achieved for 7th Milestone		Milestone-8 (From 26th Apr'22 to 15th May'22)		Achieved for 8th Milestone	
		%	Amount			%	Amount			%	Amount		
7	Column & Beam	100%	7,87,220.00	100%	7,87,220.00		-		-		-		-
8	Ground Floor Slab	100%	5,91,480.00	100%	5,91,480.00		-		-		-		-
9	Testing/Finishing work	30%	1,77,444.00	0%	-	70%	4,14,036.00		-		-		-
ii	Construction of Raw Sewage Pump House		0		0		0		0		0		0
1	Column & Beam	50%	4,62,093.75	50%	4,62,093.75	50%	4,62,093.75	50%	4,62,093.75		-		-
2	Roof Slab	30%	2,77,256.25	30%	2,77,256.25	70%	6,46,931.25	70%	6,46,931.25		-		-
3	Brickwork		-		-	100%	9,24,187.50		-		-		-
4	Plaster		-		-	100%	9,24,187.50		-		-		-
iii	Construction of Inlet Chamber & Screen Channel		0		0		0		0		0		0
1	Site Clearance		-		-		-		-		-		-
2	Excavation		-		-		-		-		-		-
3	PCC		-		-		-		-		-		-
4	RCC Foundation/Raft		-		-		-		-		-		-
5	Wall 50% of total lift work		-		-		-		-		-		-
6	Walls (balance 50% of Total Lift work)	50%	92,418.75	50%	92,418.75		-		-		-		-
7	Column & Beam	100%	1,51,504.17	100%	1,51,504.17		-		-		-		-

Sr. No.	Description of Items	Milestone-6 (From 16th Nov'21 to 25th Mar'22)		Achieved for 6th Milestone		Milestone-7 (From 26th Mar'22 to 25th Apr'22)		Achieved for 7th Milestone		Milestone-8 (From 26th Apr'22 to 15th May'22)		Achieved for 8th Milestone	
		%	Amount			%	Amount			%	Amount		
8	Ground Floor Slab	100%	1,84,837.50	100%	1,84,837.50		-		-		-		-
9	Walkway/Platform		-		-	100%	1,84,837.50	100%	1,84,837.50		-		-
10	Testing/Finishing work		-		-	100%	1,59,500.00		-		-		-
D	SEWER SYSTEM AREA (3.2 Km)		0		0		0		0		0		0
1	Site Clearance		-		-		-		-		-		-
			-		-		-		-		-		-
2	Supply of pipes		-		-		-		-		-		-
3	Excavation and Laying of pipes including bed preparation & backfilling	24%	13,51,705.97	24%	13,27,370.84	13%	7,18,992.54	2%	1,10,614.24		-		-
4	Manholes	25%	9,22,039.49	5%	1,84,407.90	65%	23,97,302.67		-		-		-
5	Flow/Hydroulic Testing		-		-	100%	73,74,893.60		-		-		-
6	Road restoration work	10%	1,79,726.66		-	40%	7,37,489.36		-		-		-
E	RISING MAIN PIPING WORK (100 m)		0		0		0		0		0		0
1	Site Clearance		-		-		-		-		-		-
2	Supply of pipes	25%	1,37,994.48	25%	1,37,000.00	25%	1,36,005.52		-		-		-
3	Cutting,Excavtion,Laying of Pipes, backfilling	20%	13,700.00		-	50%	34,250.00		-	30%	20,550.00		-
4	Testing		-		-		-		-	100%	68,500.00		-

Sr. No.	Description of Items	Milestone-6 (From 16th Nov'21 to 25th Mar'22)		Achieved for 6th Milestone		Milestone-7 (From 26th Mar'22 to 25th Apr'22)		Achieved for 7th Milestone		Milestone-8 (From 26th Apr'22 to 15th May'22)		Achieved for 8th Milestone	
		%	Amount			%	Amount			%	Amount		
F	EFFLUENT DISPOSAL SYSTEM		0		0		0		0		0		0
			-		-		-		-		-		-
1	Site Clearance		-		-		-		-		-		-
2	Construction of Effluent Channel from Distribution Chamber to Agriculture Land	90%	13,60,799.97	90%	13,60,799.97	10%	1,51,200.00		-		-		-
3	Construction of Rectangular Channel from STP to Distribution Chamber	90%	10,20,599.98	90%	10,20,599.98	10%	1,13,400.00		-		-		-
4	Construction of Distribution Chamber	90%	10,20,599.98	50%	5,66,999.99	10%	1,13,400.00		-		-		-
G	E&M WORK								-				-
i)	GRIT CHAMBER AREA		-		-		-		-		-		-
	A.On supply - Grit Scraper Mechanism		-		-		-		-		-		-
	B.On Installation - Grit Scraper Mechanism		-		-	100%	5,40,000.00		-		-		-
ii)	SLUDGE THICKENER AREA		-		-		-		-		-		-
	A.Supply - Sludge Thickener		-		-		-		-		-		-
	B.Installation - Sludge Thickener	100%	3,20,000.00	80%	2,56,000.00		-		-		-		-
iii)	TRANSFORMER YARD AREA		-		-		-		-		-		-
	A.Supply - Transformer	100%	44,00,000.00	100%	44,00,000.00		-		-		-		-

Sr. No.	Description of Items	Milestone-6 (From 16th Nov'21 to 25th Mar'22)		Achieved for 6th Milestone		Milestone-7 (From 26th Mar'22 to 25th Apr'22)		Achieved for 7th Milestone		Milestone-8 (From 26th Apr'22 to 15th May'22)		Achieved for 8th Milestone	
		%	Amount			%	Amount			%	Amount		
	B.Installation - Transformer		-		-	100%	11,00,000.00	50%	5,50,000.00		-		-
iv)	DG SHED AREA		-		-		-		-		-		-
	A.Supply - DG		-		-		-		-	100%	100,00,000.00	100%	100,00,000.00
	B.Installation - DG		-		-		-		-	100%	25,00,000.00		-
v)	MEP		-		-		-		-		-		-
	A.Supply - Screen		-		-		-		-		-		-
	B.Installation - Screen		-		-		-		-	100%	15,20,000.00		-
	C.Supply - Hoist		-		-		-		-		-		-
	D.Installation - Hoist		-		-	100%	1,40,000.00		-		-		-
	E.Supply - Pumps & Motors(MEP)		-		-		-		-		-		-
	F.Installation - Pumps & Motors(MEP)		-		-	50%	11,60,000.00		-	50%	11,60,000.00		-
	G.Supply - Gate & Valves(MPS)	50%	20,80,000.00	50%	20,80,000.00		-		-		-		-
	H.Installation - Gate & Valves(MPS)		-		-	100%	10,40,000.00		-		-		-
	I.Supply Instruments(like flow meter, Guages, level, Transmitter)		-		-	100%	25,60,000.00		-		-		-
	J.Installation - Instruments(like flow meter, Guages, level, Transmitter)		-		-		-		-	100%	6,40,000.00		-
vi)	INLET CHAMBER AREA		-		-		-		-		-		-

Sr. No.	Description of Items	Milestone-6 (From 16th Nov'21 to 25th Mar'22)		Achieved for 6th Milestone		Milestone-7 (From 26th Mar'22 to 25th Apr'22)		Achieved for 7th Milestone		Milestone-8 (From 26th Apr'22 to 15th May'22)		Achieved for 8th Milestone	
		%	Amount			%	Amount			%	Amount		
	A.Supply - Gate & Valves(STP)	50%	16,80,000.00	50%	16,80,000.00		-		-		-		-
	B.Installation - Gate & Valves(STP)		-		-	20%	1,67,998.00		-	80%	6,72,000.00		-
vii)	FINE SCREEN AREA		-		-		-		-		-		-
	A.On supply -Fine Screen		-		-		-		-		-		-
	B.On Installation -Fine Screen		-		-	100%	6,40,000.00		-		-		-
viii)	SBR BASIN AREA		-		-		-		-		-		-
	A..On supply - Decanter Equipment		-		-		-		-		-		-
	B..Installation - Decanter Equipment	50%	19,30,000.00		-	50%	19,30,000.00		-		-		-
	C.On supply - Diffuser		-		-		-		-		-		-
	D.On Installation - Diffuser		-		-	100%	38,60,000.00		-		-		-
	E.On supply - RAS Pump, SAS Pump		-		-		-		-		-		-
	F.On Installation - RAS Pump, SAS Pump	100%	10,80,000.00		-		-		-		-		-
	G.On supply - Chain Pulley Block		-		-		-		-		-		-
	H.On Installation - Chain Pulley Block		-		-	100%	1,40,000.00		-		-		-
ix)	AIR BLOWER ROOM		-		-		-		-		-		-
	A.Supply - Blower	60%	28,93,920.00	50%	24,00,000.00	40%	19,06,080.00		-		-		-
	B. Installation - Blower				-	39%	4,71,457.00		-	61%	7,28,581.00		-

Sr. No.	Description of Items	Milestone-6 (From 16th Nov'21 to 25th Mar'22)		Achieved for 6th Milestone		Milestone-7 (From 26th Mar'22 to 25th Apr'22)		Achieved for 7th Milestone		Milestone-8 (From 26th Apr'22 to 15th May'22)		Achieved for 8th Milestone	
		%	Amount			%	Amount			%	Amount		
	C.Supply - Hoist Work		-		-	100%	4,00,000.00	100%	4,00,000.00		-		-
	D.Installation - Hoist Work		-		-	100%	1,00,000.00		-		-		-
x)	CHLORINATION ROOM AREA		-		-		-		-		-		-
	A.Supply - Chlorination system (Dosing pumps, chlorinators, Tonnes, Chemicals & Piping work	40%	9,28,000.00		-	10%	2,32,000.00		-		-		-
	B. Installation - Chlorination system(Dosing pumps, chlorinators, Tonnes, Chemicals & Piping work		-		-	40%	2,32,000.00		-	60%	3,48,000.00		-
	C.Supply - Chlorine Nutrilisation Tank		-		-	100%	4,00,000.00		-		-		-
	D.Installation - Chlorine Nutrilisation tank		-		-	100%	1,00,000.00		-		-		-
	E.Supply - Hoist Work		-		-		-		-		-		-
	F.Installation - Hoist Work		-		-	100%	1,40,000.00		-		-		-
xi)	CENTRIFUGE HOUSE & FEED PUMP AREA		-		-		-		-		-		-
	A.On supply -Centrifuge & Feed Pump		-		-		-		-		-		-
	B.On Installation -Centrifuge & Feed Pump	90%	18,53,997.28	87%	17,92,200.00	10%	2,06,002.72		-		-		-
xii)	ADMN BUILDING AREA		-		-		-		-		-		-
	A.Supply - PMCC work	50%	47,20,000.00		-		-		-		-		-

Sr. No.	Description of Items	Milestone-6 (From 16th Nov'21 to 25th Mar'22)		Achieved for 6th Milestone		Milestone-7 (From 26th Mar'22 to 25th Apr'22)		Achieved for 7th Milestone		Milestone-8 (From 26th Apr'22 to 15th May'22)		Achieved for 8th Milestone	
		%	Amount			%	Amount			%	Amount		
	B.Installation - PMCC work	47%	11,15,037.00		-	45%	10,66,460.74		-	8%	1,78,618.64		-
	C.Supply - PLC/SCADA Automation of MPS,STP,D.G set)		-		-		-		-	100%	80,00,000.00	40%	32,00,000.00
	D.Installation - PLC/SCADA Automation of MPS,STP,D.G set)		-		-		-		-	100%	20,00,000.00		-
xiii)	TESTING OF E&M EQUIPMENT FOR STP & MPS		-		-		-		-	100%	194,00,000.00		-
xiv)	EQUIPMENT TOOLS & MISC.		-		-		-		-	100%	6,00,000.00		-
III	TRIAL RUN & COMMISSIONING												
1	Trial Run & Commissioning												
			478,36,250		321,16,294		478,36,250		67,28,795		478,36,250		132,00,000

PHOTOGRAPHS OF UNNAO STP SITE



MPS de-shuttering work



Decanter fixing works



I&D site works complete

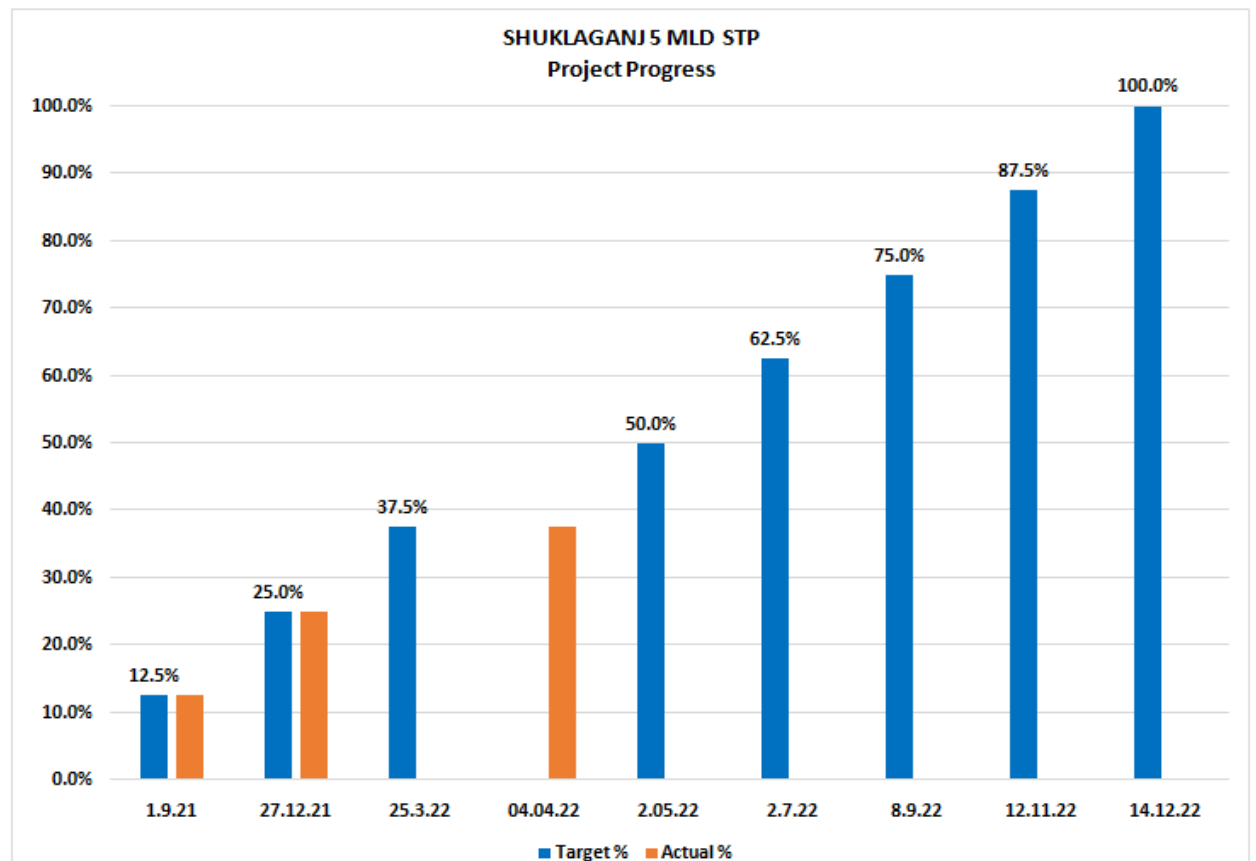


PTU Works

6.3 MILESTONE WISE ACTIVITIES AND PROGRESS: SHUKLAGANJ STP

Progress of construction works for 05 MLD STP at Shuklaganj is very slow. Total progress till April 2022 is approx 37.61% against the target of 49%. Status and progress of Shuklaganj STP is as following:

- During April 2022, the manpower deployed at the 05 MLD STP site was 15-20 nos. KRMPL need to increase the manpower up to 100 to achieve the target on time;
- Milestone 1 complete on 01.09.2021. 2nd milestone was completed on 27.12.2021.
- 3rd milestone was missed on 25.03.2022 due to slow progress, inadequate manpower and poor planning by KRMPL. It was completed on 04.04.2022 by considering works of 3rd, 4th and 5th milestones. Works of these milestones are in progress.



- KRMPL needs to expedite the progress by increasing the manpower and working on multiple fronts.
- During visit, progress of different STP components was checked as per the approved construction plan and it was found that progress of 05 MLD STP is very slow. Detail is given below:

STP Units	Target %	Achieved %
I&D	38%	0%
Sewer Laying (900 mm, 424m)	38%	10%
Manhole (09 nos.)	38%	0%
Pumping Main (500mm dia, 80 m)	38%	0%

MPS	38%	15%
PTU	38%	0%
SBR	38%	15%
Blower	38%	10%
CCT, Chlorination Building	38%	10%
Thickener, Supernatant Sump	38%	70%
Centrifuge	38%	0%
Admin Building	38%	10%
Staff Quarter	38%	15%
Guard Room	38%	70%
Boundary Wall	38%	30%

SUMMARY OF OVERALL PROGRESS AT SHUKLAGANJ STP

Milestone	Schedule Completion date	Actual completion date	Milestone Amount (Rs.)	Progress till 30.04.2022		
				Milestone Amount (Rs.)	% Target	% Achieved
1st milestone	01.09.2021	01.09.2021	2,66,18775.0	260,93,665.07	12.50%	12.3%
2nd milestone	27.12.2021	27.12.2021	2,66,18775.0	153,76,007.32	12.50%	7.2%
3rd Milestone	25.03.2022	04.04.2022	2,66,18775.0	194,25,286.48	12.50%	9.1%
4th Milestone	02.05.2022	-	2,66,18775.0	42,42,565.41	12.50%	2.0%
5th Milestone	02.07.2022	-	2,66,18775.0	14,28,577.70	12.50%	0.7%
6th milestone	08.09.2022	-	2,66,18775.0	17,59,569.00	12.5%	0.8%
7th milestone	12.11.2022	-	2,66,18775.0	-	12.5%	0.0%
8th milestone	14.12.2022	-	2,66,18775.0	-	12.5%	0.0%
Overall Progress			21,29,50,200.0	800,93,548.11	100%	37.61%
Total %			100.00%		100%	37.61%

Milestone wise progress of Shuklaganj STP is given in following table:

TABLE 6.3: MILESTONE WISE PROGRESS – 05 MLD Shuklaganj STP

S N	Description of Items	Milestone-3 (From 28th Dec'21 to 25th March'22)		Achieved for 3rd Milestone		Milestone-4 (From 26th March'22 to 2nd May'22)		Achieved for 4th Milestone		Milestone-5 (From 3rd May'22 to 2nd July'22)		Achieved for 5th Milestone		Milestone-6 (From 3rd July'22 to 8th Sep'22)		Achieved for 6th Milestone	
		%	Amount			%	Amount			%	Amount			%	Amount		
I	Design & Drawing of STP																
1	On approval of BEP		-		-		-				-				-		
2	On approval of design & drawings for Civil & Sewerage works		-		-	10 %	5,32,375 .50	10 %	5,32,375 .50		-				-		
II	CONSTRUCTION																
A	SHUKLAGANJ STP (5 MLD)																
i)	SBR Basin Area																
1	Site Clearance		-		-		-		-		-				-		
2	Excavation wall footing		-		-		-		-		-				-		
3	PCC wall footing	47 %	11,26,69 7.21	47 %	11,25,97 4.21		-		-		-				-		
4	RCC Foundation/Raft of wall	100 %	28,74,82 7.76	100 %	28,74,82 7.76		-		-		-				-		
5	Wall 50% of total upto base slab	100 %	23,95,68 9.80	100 %	23,95,68 9.80		-		-		-				-		
6	Walls (balance 50% of upto base slab)	50 %	11,97,84 4.90	50 %	11,97,84 4.90	50 %	11,97,84 4.90	50 %	11,97,84 4.90		-				-		
7	PCC Base Slab		-		-	100 %	35,93,53 4.70		-		-				-		
8	RCC Foundation base slab		-		-		-		-	100 %	26,35,25 8.78		-		-		
9	Wall 50% of total lift work		-		-		-		-	20 %	4,79,137 .96		-	60 %	14,37,41 3.88		-
10	Walls (balance 50% of Total Lift work)		-		-		-		-		-		-	32 %	5,36,634 .52		-
13	Hydro Testing /Finishing works		-		-		-		-		-		-		-		-
ii	Chlorination Tank Area		0				0		0		0		0		0		0
1	Site Clearance		-		-		-		-		-		-		-		-

S N	Description of Items	Milestone-3 (From 28th Dec'21 to 25th March'22)		Achieved for 3rd Milestone		Milestone-4 (From 26th March'22 to 2nd May'22)		Achieved for 4th Milestone		Milestone-5 (From 3rd May'22 to 2nd July'22)		Achieved for 5th Milestone		Milestone-6 (From 3rd July'22 to 8th Sep'22)		Achieved for 6th Milestone	
		%	Amount			%	Amount			%	Amount			%	Amount		
2	Excavation	100 %	3,11,439 .70	100 %	3,11,439 .70		-		-		-		-		-		-
3	PCC	100 %	3,59,353 .50	100 %	3,59,353 .50		-		-		-		-		-		-
4	RCC Foundation/Raft	100 %	5,98,922 .50	100 %	5,98,922 .50		-		-		-		-		-		-
5	Wall 50% of total lift work		-		-	100 %	3,59,353 .50		-		-		-		-		-
6	Walls (balance 50% of Total Lift work)		-		-	26 %	1,24,575 .88		-	74 %	3,54,562 .12		-		-		-
7	Baffle Walls work		-		-		-		-	100 %	1,19,784 .50		-		-		-
8	Hydro Testing /Finishing works		-		-		-		-		-		-		-		-
iii	Chlorination Room Area		0		0		0		0		0		0		0		0
1	Site Clearance		-		-		-		-		-		-		-		-
2	Excavation	100 %	1,91,655 .20	100 %	1,91,655 .20		-		-		-		-		-		-
3	PCC	100 %	2,39,569 .00	100 %	2,39,569 .00		-		-		-		-		-		-
4	RCC Foundation/Column footing	100 %	5,98,922 .50	65 %	3,89,299 .63		-		-		-		-		-		-
5	Column & Beam	50 %	1,79,676 .75		-	50 %	1,79,676 .75		-		-		-		-		-
6	Ground floor Slab		-		-	100 %	2,39,569 .00		-		-		-		-		-
7	Roof Slab		-		-		-		-	100 %	3,59,353 .50		-		-		-
8	Brickwork		-		-		-		-	100 %	1,19,784 .50		-		-		-
9	Plaster		-		-		-		-	100 %	1,19,784 .50		-		-		-
10	Testing/Finishing works		-		-		-		-		-		-		-		-
iv	Guard Room Area		0		0		0		0		0		0		0		0

S N	Description of Items	Milestone-3 (From 28th Dec'21 to 25th March'22)		Achieved for 3rd Milestone		Milestone-4 (From 26th March'22 to 2nd May'22)		Achieved for 4th Milestone		Milestone-5 (From 3rd May'22 to 2nd July'22)		Achieved for 5th Milestone		Milestone-6 (From 3rd July'22 to 8th Sep'22)		Achieved for 6th Milestone	
		%	Amount			%	Amount			%	Amount			%	Amount		
1	Site Clearance		-		-		-		-		-		-		-		-
2	Excavation		-		-		-		-		-		-		-		-
3	PCC		-		-		-		-		-		-		-		-
4	RCC Foundation/column footing		-		-		-		-		-		-		-		-
5	Column & Beam		-		-		-		-		-		-		-		-
6	RCC Ground floor Slab	100 %	2,51,547 .45	100 %	2,51,547 .45		-		-		-		-		-		-
7	RCC Roof Slab	100 %	83,849.1 5	100 %	83,849.1 5		-		-		-		-		-		-
8	Brick work		-		-	100 %	1,67,698 .30		-		-		-		-		-
9	Plumbing, fixtures		-		-		-		-		-		-	100 %	83,849.1 5		-
10	Sanitary works		-		-		-		-		-		-	100 %	83,849.1 5		-
11	Electrification work		-		-		-		-		-		-	100 %	83,849.1 5		-
12	Plaster		-		-		-		-		-		-	100 %	83,849.1 5		-
13	Finishing works		-		-		-		-		-		-		-		-
iv	Admin Bldg Area (G+1)		0		0		0		0		0		0		0		0
1	Site Clearance		-		-		-		-		-		-		-		-
2	Excavation		-		-		-		-		-		-		-		-
3	PCC	100 %	3,68,936 .19	100 %	3,68,936 .19		-		-		-		-		-		-
4	Column footings/Foundation	100 %	5,27,051 .70	100 %	5,27,051 .70		-		-		-		-		-		-
5	Column & Beam up to Floor Base slab		-		-	100 %	7,90,577 .55	80 %	6,32,462 .04		-		-		-		-
6	Floor base Slab		-		-		-		-	100 %	7,90,577 .55		-		-		-

S N	Description of Items	Milestone-3 (From 28th Dec'21 to 25th March'22)		Achieved for 3rd Milestone		Milestone-4 (From 26th March'22 to 2nd May'22)		Achieved for 4th Milestone		Milestone-5 (From 3rd May'22 to 2nd July'22)		Achieved for 5th Milestone		Milestone-6 (From 3rd July'22 to 8th Sep'22)		Achieved for 6th Milestone	
		%	Amount			%	Amount			%	Amount			%	Amount		
7	Column & Beam upto Roof Slab		-		-		-		-		-		-	100 %	4,21,641 .36		-
8	1st Floor Roof Slab		-		-		-		-		-		-	100 %	6,85,167 .21		-
9	Brickwork		-		-		-		-		-		-		-		-
10	Electrification, plumbing, fixtures , sanitary works		-		-		-		-		-		-		-		-
11	Plaster		-		-		-		-		-		-		-		-
12	finishing works		-		-		-		-		-		-		-		-
v	Air Blower Room Area		0		0		0		0		0		0		0		0
1	Site Clearance		-		-		-		-		-		-		-		-
2	Excavation		-		-		-		-		-		-		-		-
3	PCC	100 %	7,18,707 .00	100 %	7,18,707 .00		-		-		-		-		-		-
4	RCC Foundation/column footing	100 %	7,18,707 .00	100 %	7,18,707 .00		-		-		-		-		-		-
5	Column & Beam		-		-		-		-	100 %	7,18,707 .00	80 %	5,74,96 5.60		-		-
6	RCC Roof Slab		-		-		-		-	100 %	9,58,276 .00		-		-		-
7	Cable Trench Work		-		-		-		-		-		-	100 %	4,79,138 .00		-
8	Brick work		-		-		-		-		-		-		-		-
9	Plaster		-		-		-		-		-		-		-		-
10	Testing/Finishing work		-		-		-		-		-		-		-		-
vi	Staff Quarter Area (G+1)		0		0		0		0		0		0		0		0
1	Site Clearance		-		-		-		-		-		-		-		-
2	Excavation		-		-		-		-		-		-		-		-
3	PCC		-		-		-		-		-		-		-		-
4	RCC Foundation/column footing		-		-		-		-		-		-		-		-

S N	Description of Items	Milestone-3 (From 28th Dec'21 to 25th March'22)		Achieved for 3rd Milestone		Milestone-4 (From 26th March'22 to 2nd May'22)		Achieved for 4th Milestone		Milestone-5 (From 3rd May'22 to 2nd July'22)		Achieved for 5th Milestone		Milestone-6 (From 3rd July'22 to 8th Sep'22)		Achieved for 6th Milestone	
		%	Amount	%	Amount	%	Amount	%	Amount	%	Amount	%	Amount	%	Amount	%	Amount
5	Column & Beam upto ground floor slab	100 %	2,51,547 .45	100 %	2,51,547 .45		-		-		-		-		-		-
6	RCC Ground floor Slab (Base floor slab)		-		-	100 %	1,67,698 .30	20 %	33,539.6 6		-		-		-		-
7	Column upto roof slab & RCC 1st floor Slab		-		-	100 %	3,35,396 .60		-		-		-		-		-
8	Brick work		-		-		-		-	100 %	83,849.1 5		-		-		-
9	Plumbing, fixtures , sanitary works		-		-		-		-		-		-		-		-
10	Electrification work		-		-		-		-		-		-		-		-
11	Plaster		-		-		-		-		-		-	100 %	83,849.1 5		-
12	Finishing works		-		-		-		-		-		-		-		-
vii	Inlet Chamber Area		0		0		0		0		0		0		0		0
1	Site Clearance	100 %	28,748.2 8	100 %	28,748.2 8		-		-		-		-		-		-
2	Excavation & PCC	100 %	1,86,863 .82	50 %	93,431.9 1		-		-		-		-		-		-
3	RCC Foundation/Column footing	100 %	2,15,612 .10		-		-		-		-		-		-		-
4	Column & Beam		-		-		-		-	100 %	3,59,353 .50		-		-		-
5	RCC Slab		-		-		-		-	100 %	2,87,482 .80		-		-		-
6	RCC Wall		-		-		-		-	100 %	2,87,482 .80		-		-		-
7	Hydro Testing /Finishing works		-		-		-		-		-		-	100 %	71,870.7 0		-
vii i	Manual & Mechanical Fine Bar Screen Chamber Area		0		0		0		0		0		0		0		0
1	Site Clearance	100 %	28,748.2 8	100 %	28,748.2 8		-		-		-		-		-		-
2	Excavation	100 %	1,86,863 .82	100 %	1,86,863 .82		-		-		-		-		-		-

S N	Description of Items	Milestone-3 (From 28th Dec'21 to 25th March'22)		Achieved for 3rd Milestone		Milestone-4 (From 26th March'22 to 2nd May'22)		Achieved for 4th Milestone		Milestone-5 (From 3rd May'22 to 2nd July'22)		Achieved for 5th Milestone		Milestone-6 (From 3rd July'22 to 8th Sep'22)		Achieved for 6th Milestone	
		%	Amount			%	Amount			%	Amount			%	Amount		
3	PCC	100 %	2,15,612 .10		-		-		-		-		-		-		-
4	RCC Foundation		-		-	100 %	2,87,482 .80		-		-		-		-		-
5	Column & Beam		-		-		-		-	100 %	2,15,612 .10		-		-		-
6	RCC Slab		-		-		-		-		-		-	100 %	2,87,482 .80		-
7	RCC Wall		-		-		-		-		-		-	75 %	53,903.0 3		-
8	Walkway/Platform		-		-		-		-		-		-		-		-
9	Hydro Testing /Finishing works		-		-		-		-		-		-		-		-
ix	Grit Chamber Area		0		0		0		0		0		0		0		0
1	Site Clearance	100 %	62,287.9 4	100 %	62,287.9 4		-		-		-		-		-		-
2	Excavation	100 %	4,04,871 .61	100 %	4,04,871 .61		-		-		-		-		-		-
3	PCC	100 %	4,67,159 .55		-		-		-		-		-		-		-
4	RCC Foundation	100 %	6,22,879 .40		-		-		-		-		-		-		-
5	Column & Beam		-		-	50 %	2,33,579 .78		-	50 %	2,33,579 .78		-		-		-
6	RCC Slab		-		-		-		-		-		-	100 %	6,22,879 .40		-
7	RCC Wall		-		-		-		-		-		-	75 %	1,16,789 .89		-
8	Walkway/Platform		-		-		-		-		-		-		-		-
9	Hydro Testing /Finishing works		-		-		-		-		-		-		-		-
x	Parshall Flume Channel Area		0		0		0		0		0		0		0		0
1	Site Clearance	100 %	62,287.9 4	100 %	62,287.9 4		-		-		-		-		-		-
2	Excavation	100	4,04,871	60	2,42,922		-		-		-		-		-		-

S N	Description of Items	Milestone-3 (From 28th Dec'21 to 25th March'22)		Achieved for 3rd Milestone		Milestone-4 (From 26th March'22 to 2nd May'22)		Achieved for 4th Milestone		Milestone-5 (From 3rd May'22 to 2nd July'22)		Achieved for 5th Milestone		Milestone-6 (From 3rd July'22 to 8th Sep'22)		Achieved for 6th Milestone	
		%	Amount	%		%	Amount			%	Amount			%	Amount		
		%	.61	%	.97												
3	PCC	100 %	4,67,159 .55		-		-		-		-		-		-		-
4	RCC Foundation		-		-	50 %	2,33,579 .78		-	50 %	2,33,579 .78		-		-		-
5	Column & Beam		-		-		-		-	100 %	4,67,159 .55		-		-		-
6	RCC Slab		-		-		-		-		-		-	100 %	6,22,879 .40		-
7	RCC Wall		-		-		-		-		-		-		-		-
8	Walkway/Platform		-		-		-		-		-		-		-		-
9	Piping & fitting Work		-		-		-		-		-		-		-		-
10	Hydro Testing /Finishing works		-		-		-		-		-		-		-		-
xi	Sludge Dewatering System Area (Centrifuge Pump House, Sludge sump & Poly dosing tank)		0		0		0		0		0		0		0		0
1	Site Clearance	100 %	86,244.8 4	100 %	86,244.8 4		-		-		-		-		-		-
2	Excavation		-		-		-		-	100 %	2,15,612 .10		-		-		-
3	PCC		-		-		-		-	100 %	3,44,979 .36		-		-		-
4	RCC Foundation		-		-		-		-	75 %	3,23,418 .15		-	25 %	1,07,806 .05		-
5	Column & Beam Upto First Floor		-		-		-		-		-		-	100 %	4,31,224 .20		-
6	First Floor Slab		-		-		-		-		-		-	100 %	6,46,836 .30		-
7	Column & Beam First Floor to Roof Slab		-		-		-		-		-		-		-		-
8	Roof Slab		-		-		-		-		-		-		-		-
9	Brickwork		-		-		-		-		-		-		-		-
10	Plaster		-		-		-		-		-		-		-		-

S N	Description of Items	Milestone-3 (From 28th Dec'21 to 25th March'22)		Achieved for 3rd Milestone		Milestone-4 (From 26th March'22 to 2nd May'22)		Achieved for 4th Milestone		Milestone-5 (From 3rd May'22 to 2nd July'22)		Achieved for 5th Milestone		Milestone-6 (From 3rd July'22 to 8th Sep'22)		Achieved for 6th Milestone	
		%	Amount			%	Amount			%	Amount			%	Amount		
11	Piping & fittings Work		-		-		-		-		-		-		-		-
12	Hydro Testing /Finishing works		-		-		-		-		-		-		-		-
xii	Sludge Thickener Area		0		0		0		0		0		0		0		0
1	Site Clearance		-		-		-		-		-		-		-		-
2	Excavation		-		-		-		-		-		-		-		-
3	PCC		-		-		-		-		-		-		-		-
4	RCC Foundation Wall/base slab		-		-		-		-		-		-		-		-
5	Wall 50% of total lift work	100 %	6,70,793 .20	100 %	6,70,793 .20		-		-		-		-		-		-
6	Walls (balance 50% of Total Lift work)	50 %	3,35,396 .60	50 %	3,35,396 .60	50 %	3,35,396 .60	40 %	2,68,317 .28		-		-		-		-
7	Hydro Testing /Finishing works		-		-		-		-	100 %	1,67,698 .30		-		-		-
xii i	Supernatant Sump Area		0		0		0		0		0		0		0		0
1	Site Clearance		-		-		-		-		-		-		-		-
2	Excavation		-		-		-		-		-		-		-		-
3	PCC		-		-		-		-		-		-		-		-
4	RCC Foundation wall/base slab		-		-		-		-		-		-		-		-
5	Wall 50% of total lift work		-		-		-		-		-		-		-		-
6	Walls (balance 50% of Total Lift work)	100 %	4,79,138 .00	100 %	4,79,138 .00		-		-		-		-		-		-
7	Hydro Testing /Finishing works		-		-	50 %	59,892.2 5		-		-		-		-		-
xi v	Sludge Storage Platform Area		0		0		0		0		0		0		0		0
1	Site Clearance		-		-		-		-		-		-	100 %	95,827.6 0	100 %	95,827.6 0
2	Excavation		-		-		-		-		-		-	50 %	1,91,655 .20		-

S N	Description of Items	Milestone-3 (From 28th Dec'21 to 25th March'22)		Achieved for 3rd Milestone		Milestone-4 (From 26th March'22 to 2nd May'22)		Achieved for 4th Milestone		Milestone-5 (From 3rd May'22 to 2nd July'22)		Achieved for 5th Milestone		Milestone-6 (From 3rd July'22 to 8th Sep'22)		Achieved for 6th Milestone	
		%	Amount			%	Amount			%	Amount			%	Amount		
3	PCC		-		-		-		-		-		-		-		-
4	Foundation Work		-		-		-		-		-		-		-		-
5	Finishing work		-		-		-		-		-		-		-		-
xv	Transformer Yard Area		0		0		0		0		0		0		0		0
1	Site Clearance		-		-		-		-		-		-	100 %	71,870.7 0	100 %	71,870.7 0
2	Excavation		-		-		-		-		-		-	100 %	2,87,482 .80		-
3	PCC		-		-		-		-		-		-	100 %	4,31,224 .20		-
4	Foundation Work		-		-		-		-		-		-		-		-
xv i	DG Shed Area		0		0		0		0		0		0		0		0
1	Site Clearance		-		-		-		-		-		-	100 %	71,870.7 0	100 %	71,870.7 0
2	Excavation		-		-		-		-		-		-		-		-
3	PCC		-		-		-		-		-		-		-		-
4	Foundation Work		-		-		-		-		-		-		-		-
xv ii	EXTERNAL DEVELOPMENT		0		0		0		0		0		0		0		0
	Boundary Wall with Gate		-		-		-		-		-		-		-		-
1	Site Clearance		-		-		-		-		-		-		-		-
2	Excavation	35 %	9,44,851 .16	6%	1,61,974 .49	10 %	2,69,957 .48		-		-		-		-		-
3	PCC	28 %	10,07,84 1.24	2%	71,988.6 6	7%	2,51,960 .31		-	10 %	3,59,943 .30		-	5%	1,79,971 .65		-
4	RCC Column footing	20 %	7,19,886 .60	2%	71,988.6 6	4%	1,51,041 .32		-	14 %	4,96,856 .62		-	12 %	4,31,931 .96		-
5	RCC Column & Beam	19 %	5,12,919 .20	7%	1,88,970 .23	4%	1,07,982 .99		-	15 %	4,04,936 .21		-	26 %	7,01,889 .44		-
6	Brickwork		-		-	4%	1,07,982		-	5%	1,34,978		-	65	17,54,72		-

S N	Description of Items	Milestone-3 (From 28th Dec'21 to 25th March'22)		Achieved for 3rd Milestone		Milestone-4 (From 26th March'22 to 2nd May'22)		Achieved for 4th Milestone		Milestone-5 (From 3rd May'22 to 2nd July'22)		Achieved for 5th Milestone		Milestone-6 (From 3rd July'22 to 8th Sep'22)		Achieved for 6th Milestone	
		%	Amount			%	Amount			%	Amount			%	Amount		
							.99				.74				3.59		
7	Plaster		-		-		-		-	5%	89,985.83		-	15%	2,69,957.48		-
8	Finishing Work		-		-		-		-		-		-		-		-
	Earthfilling, Internal Roads ,Landscaping		-		-		-		-		-		-		-		-
1	Earthfilling, Internal Roads ,Landscaping		-		-		-		-		-		-		-		-
B	MPS-20 MLD		0		0		0		0		0		0		0		0
	Civil Work		-		-		-		-		-		-		-		-
i	Construction of Raw Sewage Sump		0		0		0		0		0		0		0		0
1	Site Clearance		-		-		-		-		-		-		-		-
2	Excavation		-		-		-		-		-		-		-		-
3	PCC		-		-		-		-		-		-		-		-
4	RCC Foundation/Raft		-		-		-		-		-		-		-		-
5	Wall 50% of total lift work	50%	6,43,706.93	50%	6,43,706.93	50%	6,43,706.93	50%	6,43,706.93		-		-		-		-
6	Walls (balance 50% of Total Lift work)		-		-	100%	12,87,413.85		-		-		-		-		-
7	Column & Beam		-		-	100%	8,58,275.90		-		-		-		-		-
8	Ground Floor Slab		-		-		-		-	100%	6,86,620.72		-		-		-
9	Hydro Testing /Finishing works		-		-		-		-		-		-		-		-
ii	Construction of Raw Sewage Pump House		0		0		0		0		0		0		0		0
1	Column & Beam		-		-		-		-		-		-		-		-
2	Roof Slab		-		-		-		-		-		-		-		-
3	Brickwork		-		-		-		-		-		-		-		-
4	Plaster		-		-		-		-		-		-		-		-
iii	Construction of Inlet Chamber & Screen Channel		0		0		0		0		0		0		0		0

S N	Description of Items	Milestone-3 (From 28th Dec'21 to 25th March'22)		Achieved for 3rd Milestone		Milestone-4 (From 26th March'22 to 2nd May'22)		Achieved for 4th Milestone		Milestone-5 (From 3rd May'22 to 2nd July'22)		Achieved for 5th Milestone		Milestone-6 (From 3rd July'22 to 8th Sep'22)		Achieved for 6th Milestone	
		%	Amount			%	Amount			%	Amount			%	Amount		
1	Site Clearance		-		-		-		-		-		-		-		-
2	Excavation		-		-	100 %	2,87,482 .80	100 %	2,87,482 .80		-		-		-		-
3	PCC		-		-	100 %	4,31,224 .20	100 %	4,31,224 .20		-		-		-		-
4	RCC Foundation/Raft		-		-	50 %	2,15,612 .10	50 %	2,15,612 .10	50 %	2,15,612 .10	40 %	1,72,48 9.68		-		-
5	Wall 50% of total lift work		-		-		-		-	100 %	4,31,224 .20	10 %	43,122. 42		-		-
6	Walls (balance 50% of Total Lift work)		-		-		-		-		-		-	100 %	4,31,224 .20		-
7	Column & Beam		-		-		-		-		-		-	100 %	2,87,482 .80		-
8	Ground Floor Slab		-		-		-		-		-		-		-		-
9	Walkway/Platform		-		-		-		-		-		-		-		-
10	Hydro Testing /Finishing works		-		-		-		-		-		-		-		-
C	SEWER SYSTEM AREA		0		0		0		0		0		0		0		0
1	Site Clearance		-		-		-		-		-		-		-		-
2	Supply of pipes		-		-		-		-		-		-		-		-
3	Excavation and Laying of pipes including bed preperation & backfilling		-		-	75 %	5,09,994 .00		-	25 %	1,69,998 .00		-		-		-
4	Manholes		-		-	75 %	5,09,994 .00		-	25 %	1,69,998 .00		-		-		-
5	Flow Testing		-		-		-		-		-		-		-		-
D	I & D Work		0		0		0		0		0		0		0		0
(i)	Approach Channel		0		0		0		0		0		0		0		0
1	Excavation		-		-	100 %	68,100.0 0		-		-		-		-		-
2	PCC		-		-	100 %	1,70,000 .00		-		-		-		-		-
3	RCC Foundation/Raft		-		-	100	2,05,000		-		-		-		-		-

S N	Description of Items	Milestone-3 (From 28th Dec'21 to 25th March'22)		Achieved for 3rd Milestone		Milestone-4 (From 26th March'22 to 2nd May'22)		Achieved for 4th Milestone		Milestone-5 (From 3rd May'22 to 2nd July'22)		Achieved for 5th Milestone		Milestone-6 (From 3rd July'22 to 8th Sep'22)		Achieved for 6th Milestone	
		%	Amount			%	Amount			%	Amount			%	Amount		
						%	.00										
4	wall		-		-		-		-	22 %	37,237.0 0		-	59 %	1,00,463 .00		-
5	Hydro Testing /Finishing works		-		-		-		-		-		-		-		-
(ii)	Inlet Chamber		0		0		0		0		0		0		0		0
1	Excavation		-		-	100 %	85,900.0 0		-		-		-		-		-
2	PCC		-		-	100 %	2,15,000 .00		-		-		-		-		-
3	RCC Foundation/Raft		-		-	100 %	2,55,000 .00		-		-		-		-		-
4	wall		-		-		-		-	100 %	2,15,000 .00		-		-		-
5	Hydro Testing /Finishing works		-		-		-		-		-		-		-		-
(ii i)	Screen Channel		0		0		0		0		0		0		0		0
1	Excavation		-		-		-		-	100 %	68,700.0 0		-		-		-
2	PCC		-		-		-		-	100 %	1,71,900 .00		-		-		-
3	RCC Foundation/Raft		-		-		-		-	100 %	2,06,370 .00		-		-		-
4	wall		-		-		-		-	100 %	1,71,975 .00		-		-		-
5	Hydro Testing /Finishing works		-		-		-		-		-		-		-		-
(iv)	Grit Chamber		0		0		0		0		0		0		0		0
1	Excavation		-		-		-		-	100 %	70,670.0 0		-		-		-
2	PCC		-		-		-		-	100 %	1,76,675 .00		-		-		-
3	RCC Foundation/Raft		-		-		-		-	100 %	2,12,000 .00		-		-		-

S N	Description of Items	Milestone-3 (From 28th Dec'21 to 25th March'22)		Achieved for 3rd Milestone		Milestone-4 (From 26th March'22 to 2nd May'22)		Achieved for 4th Milestone		Milestone-5 (From 3rd May'22 to 2nd July'22)		Achieved for 5th Milestone		Milestone-6 (From 3rd July'22 to 8th Sep'22)		Achieved for 6th Milestone	
		%	Amount			%	Amount			%	Amount			%	Amount		
4	wall		-		-		-		-	100 %	1,75,675 .00		-		-		-
5	Hydro Testing /Finishing works		-		-		-		-		-		-		-		-
(v)	Collection Chamber		0		0		0		0		0		0		0		0
1	Excavation		-		-		-		-	100 %	13,710.0 0		-		-		-
2	PCC		-		-		-		-	100 %	34,273.0 0		-		-		-
3	RCC Foundation/Raft		-		-		-		-	100 %	41,130.0 0		-		-		-
4	wall		-		-		-		-	100 %	34,273.0 0		-		-		-
5	Hydro Testing /Finishing works		-		-		-		-		-		-		-		-
E	EFFLUENT DISPOSAL SYSTEM		0		0		0		0		0		0		0		0
			-		-		-		-		-		-		-		-
1	Site Clearance		-		-		-		-	100 %	2,50,000 .00		-		-		-
2	Construction of Effluent Channel		-		-		-		-		-		-	31 %	7,89,287 .44		-
F	E&M WORK		-		-		-		-		-		-		-		-
i)	GRIT CHAMBER AREA		-		-		-		-		-		-		-		-
	A.On supply - Grit Scraper Mechanism	100 %	18,28,00 0.00	100 %	18,28,00 0.00		-		-		-		-		-		-
	B.On Installation - Grit Scraper Mechanism		-		-		-		-		-		-	100 %	4,57,000 .00		-
ii)	SLUDGE THICKENER AREA		-		-		-		-		-		-		-		-
	A.Supply - Sludge Thickener	100 %	7,04,000 .00	100 %	7,04,000 .00		-		-		-		-		-		-
	B.Installation - Sludge Thickener		-		-		-		-		-		-		-		-
iii)	TRANSFORMER YARD AREA		-		-		-		-		-		-		-		-

S N	Description of Items	Milestone-3 (From 28th Dec'21 to 25th March'22)		Achieved for 3rd Milestone		Milestone-4 (From 26th March'22 to 2nd May'22)		Achieved for 4th Milestone		Milestone-5 (From 3rd May'22 to 2nd July'22)		Achieved for 5th Milestone		Milestone-6 (From 3rd July'22 to 8th Sep'22)		Achieved for 6th Milestone	
		%	Amount			%	Amount			%	Amount			%	Amount		
	A.Supply - Transformer		-		-		-		-		-		-		-		-
	B.Installation - Transformer		-		-		-		-		-		-		-		-
iv)	DG SHED AREA		-		-		-		-		-		-		-		-
	A.Supply - DG		-		-		-		-		-		-		-		-
	B.Installation - DG		-		-		-		-		-		-		-		-
v)	MEP		-		-		-		-		-		-		-		-
	A.Supply - Screen		-		-	100 %	33,44,00 0.00		-		-		-		-		-
	B.Installation - Screen		-		-		-		-		-		-		-		-
	C.Supply - Hoist	100 %	4,68,000 .00	100 %	4,68,000 .00		-		-		-		-		-		-
	D.Installation - Hoist		-		-		-		-		-		-		-		-
	E.Supply - Pumps & Motors(MEP)		-		-	50 %	34,72,00 0.00		-	50 %	34,72,00 0.00		-		-		-
	F.Installation - Pumps & Motors(MEP)		-		-		-		-		-		-		-		-
	G.Supply - Gates		-		-		-		-	100 %	11,44,00 0.00		-		-		-
	H.Supply - Valves(MPS)		-		-	100 %	11,44,00 0.00		-		-		-		-		-
	I.Installation - Gate & Valves(MPS)		-		-		-		-		-		-		-		-
	J.Installation - Gate & Valves(MPS)		-		-		-		-		-		-		-		-
	K.Supply Instruments(like flow meter, Guages, level, Transmitter)		-		-		-		-		-		-		-		-
	L.Installation - Instruments(like flow meter, Guages, level, Transmitter)		-		-		-		-		-		-		-		-
vi)	INLET CHAMBER AREA		-		-		-		-		-		-		-		-
	A.Supply - Gates		-		-		-		-	50 %	4,62,000 .00		-	50 %	4,62,000 .00		-
	B.Supply - Valves(STP)		-		-	100	9,24,000		-		-		-		-		-

S N	Description of Items	Milestone-3 (From 28th Dec'21 to 25th March'22)		Achieved for 3rd Milestone		Milestone-4 (From 26th March'22 to 2nd May'22)		Achieved for 4th Milestone		Milestone-5 (From 3rd May'22 to 2nd July'22)		Achieved for 5th Milestone		Milestone-6 (From 3rd July'22 to 8th Sep'22)		Achieved for 6th Milestone	
		%	Amount			%	Amount			%	Amount			%	Amount		
						%	.00										
	C.Installation - Gates		-		-		-		-		-		-	100 %	2,31,000 .00		-
	D.Installation - Valves(STP)		-		-		-		-		-		-	100 %	2,31,000 .00		-
vii)	FINE SCREEN AREA				0		0		0		0		0		0		0
	A.On supply -Fine Screen		-		-	100 %	14,08,00 0.00		-		-		-		-		-
	B.On Installation -Fine Screen		-		-		-		-		-		-	100 %	3,52,000 .00		-
vii i)	SBR BASIN AREA		-		-		-		-		-		-		-		-
	A..On supply - Decanter Equipment		-		-		-		-		-		-		-		-
	B..Installation - Decanter Equipment		-		-		-		-		-		-	100 %	18,63,00 0.00		-
	C.On supply - Diffuser		-		-		-		-		-		-		-		-
	D.On Installation - Diffuser		-		-		-		-		-		-	100 %	21,23,00 0.00		-
	E.On supply - RAS Pump, SAS Pump		-		-		-		-	100 %	27,76,00 0.00		-		-		-
	F.On Installation - RAS Pump, SAS Pump		-		-		-		-		-		-	100 %	6,94,000 .00		-
	G.On supply - Chain Pulley Block		-		-		-		-	100 %	3,08,000 .00		-		-		-
	H.On Installation - Chain Pulley Block		-		-		-		-		-		-		-		-
ix)	AIR BLOWER ROOM		-		-		-		-		-		-		-		-
	A.Supply - Blower		-		-		-		-		-		-	100 %	30,40,00 0.00	50 %	15,20,00 0.00
	B. Installation - Blower		-		-		-		-		-		-		-		-
	C.Supply - Hoist Work		-		-	100 %	4,60,000 .00		-		-		-		-		-
	D.Installation - Hoist Work		-		-		-		-		-		-		-		-

S N	Description of Items	Milestone-3 (From 28th Dec'21 to 25th March'22)		Achieved for 3rd Milestone		Milestone-4 (From 26th March'22 to 2nd May'22)		Achieved for 4th Milestone		Milestone-5 (From 3rd May'22 to 2nd July'22)		Achieved for 5th Milestone		Milestone-6 (From 3rd July'22 to 8th Sep'22)		Achieved for 6th Milestone	
		%	Amount			%	Amount			%	Amount			%	Amount		
x)	CHLORINATION ROOM AREA		-		-		-		-		-		-		-		-
	A.Supply - Chlorination system(Dosing pumps, chlorinators, Tonnes, Chemicals & Piping work		-		-		-		-	100 %	12,76,00 0.00	50 %	6,38,00 0.00		-		-
	B. Installation - Chlorination system(Dosing pumps, chlorinators, Tonnes, Chemicals & Piping work		-		-		-		-		-		-		-		-
	C.Supply - Chlorine Nutrilisation Tank		-		-		-		-		-		-	100 %	2,20,000 .00		-
	D.Installation - Chlorine Nutrilisation tank		-		-		-		-		-		-		-		-
	E.Supply - Hoist Work		-		-		-		-		-		-	100 %	3,08,000 .00		-
	F.Installation - Hoist Work		-		-		-		-		-		-		-		-
xi)	CENTRIFUGE HOUSE & FEED PUMP AREA		-		-		-		-		-		-		-		-
	A.On supply -Centrifuge		-		-		-		-	100 %	22,66,00 0.00		-		-		-
	B.On supply -Centrifuge Feed Pump	83 %	18,69,08 6.47		-	18 %	3,96,913 .53		-		-		-		-		-
	C.On Installation -Centrifuge		-		-		-		-		-		-		-		-
	D.On Installation -Centrifuge Feed Pump		-		-		-		-		-		-		-		-
xii)	ADMN BUILDING AREA		-		-		-		-		-		-		-		-
	A.Supply - LT/HT Panel		-		-		-		-		-		-		-		-
	B.Installation - LT/HT Panel		-		-		-		-		-		-		-		-
	C.Supply - PLC/SCADA Automation		-		-		-		-		-		-	100 %	36,00,00 0.00		-
	D.Installation - PLC/SCADA Automation		-		-		-		-		-		-		-		-
xii i)	Cable Tray & Earthing work		-		-		-		-		-		-		-		-
	A.Supply - cable Tray/Earthing material		-		-		-		-		-		-		-		-
	B.Installation - Cable Tray/Earthing material		-		-		-		-		-		-		-		-

S N	Description of Items	Milestone-3 (From 28th Dec'21 to 25th March'22)		Achieved for 3rd Milestone		Milestone-4 (From 26th March'22 to 2nd May'22)		Achieved for 4th Milestone		Milestone-5 (From 3rd May'22 to 2nd July'22)		Achieved for 5th Milestone		Milestone-6 (From 3rd July'22 to 8th Sep'22)		Achieved for 6th Milestone	
		%	Amount			%	Amount			%	Amount			%	Amount		
xi v)	External Electrification (lighting & Pole)		-		-		-		-		-		-		-		-
	A.Supply		-		-		-		-		-		-		-		-
	B.Installation		-		-		-		-		-		-		-		-
xv)	TESTING OF E&M EQUIPMENT FOR STP & MPS		-		-		-		-		-		-		-		-
xv i)	EQUIPMENT TOOLS & MISC.		-		-		-		-		-		-		-		-
III	TRIAL RUN & COMMISSIONING						0		0								
1	Trial Run & Commissioning								0								
			266,18,7 75		194,25,2 86		266,18,7 75		42,42,56 5		266,18,7 75		14,28,5 78		266,18,7 75		17,59,56 9

Photographs of Shuklaganj STP



Steel binding is in progress of CCT



Admin building cum blower room foundation & Column



Staff Quarter shuttering works



PTU excavation works



Sludge Thickener



Supernatant Sump



MPS



Inlet Chamber

7. PRESENT STATUS AND ISSUES OF EXISTING STPS

7.1 JAJMAU (PHASE – 1) 130 MLD STP AND IPS REHABILITATION

Schedule handing over date for 130 MLD Jajmau phase-I facilities is same as Effective date (11.10.2019) as per CA but the plant could be handed over to KRMPL on 01/03/2021 only for renovation and O & M for 15 years, due to labour problem.

As per CA COD for 130 MLD Jajmau Phase-I and 43 MLD Jajmau phase-II was same as per CA, which has been separated by NMCG vide letter no.F.No.pr-12012/7/2018/PPP/NMCG dated 02.08.2021.

- CSPS Jajmau handed over to KRMPL on 01.03.2021
- Nawabganj IPS handed over to KRMPL on 28.06.2021
- Baba Ghat IPS handed over to KRMPL on 28.06.2021
- Parmat Ghat handed over to KRMPL on 23.07.2021
- Guptar Ghat IPS handed over to KRMPL on 23.07.2021

• CSPS Jajmau

1. ED (T) instructed KRMPL to install flow meter at site on priority and submit details of rising main capacity from CSPS Jajmau to common inlet of 130 & 43 MLD Jajmau. KRMPL will provide load calculation to PE for recommendation and KRMPL will provide adequate power backup at site as per CA article clause 8.7(b).KRMPL has not submitted any compliance yet.
2. Mechanical screen no. 01 is not functional since 18.02.22 and its need to be replaced.
3. CCTV cameras need to be installed at site.
4. 3 no. out of 7 pumps is not in working condition.
5. KRMPL has not replaced all pumps under renovation plan.
6. KRMPL is not doing maintain proper O&M during renovation period.
7. Proper maintenance of CSPS is not doing by KRMPL.
8. Documentations and Log book of pumps, DG set are not maintaining by KRMPL.
9. Transformer foundation for 630KVA work is completed without getting permission or drawing design approval from UPJN/STC.

• Nawabganj IPS

- 1) This IPS is in overflow/Bypass condition since Handover.
- 2) KRMPL did not take any necessary action to preventing overflow condition.
- 3) Pumps 3 Nos. have received on 31.12.2021 at site for pump house 02. During site visit at 18.01.2022 it was found that raw sewage pumps are unavailable. KRMPL operator informed to UPJN/STC team that raw sewage pumps got submergence during the installation period. They were refurbished/ repaired and delivered to site on 15.02.2022. Raw sewage pumps and motors of Pump house No. 2 were found at site but KRMPL has not installed them yet.
- 4) ED(T) instructed KRMPL during site visit on 12.04.2022 at Jajmau facilities to replace all the valves and fittings under renovation within 17.04.2022 and pumps installation work should be complete within 25.04.2022.KRMPL has not installed raw sewage pumps yet.

- 5) New pumps should be installed at site on urgent basis.
 - 6) Material Inward and outward registers has not maintained properly by KRMPL.
 - 7) Log book of pumps and DG set are not being maintained by KRMPL.
 - 8) KRMPL has not arranged adequate number of staff (Operators, Sweepers and relievers) for proper O&M of IPS and attendance register manipulated staff details.
- **Baba Ghat IPS**
 - 1) New 3 nos. of raw sewage pumps have been installed at site during 14.03.2022 to 20.03.2022.
 - 2) Material Inward and outward registers has not maintained properly by KRMPL.
 - 3) Log book of pumps and DG set are not being maintained by KRMPL.
 - 4) KRMPL has not arranged adequate number of staff (Operators, Sweepers and relievers) for proper O&M of IPS and attendance register manipulated staff details.
 - **Guptar Ghat IPS**
 - 1) 1 no. out of 4 pumps is not in working condition since handover.
 - 2) Material Inward and outward registers has not maintained properly by KRMPL.
 - 3) Log book of pumps and DG set are not being maintained by KRMPL.
 - 4) KRMPL has not arranged adequate number of staff (Operators, Sweepers and relievers) for proper O&M of IPS and attendance register manipulated staff details.
 - **Parmat IPS**
 - 1) PE informed that Shisamau I&D is interconnected with Shisamau IPS and Parmat IPS at its downstream. Parmat IPS has 3 Nos. of Pump houses (PH). Of the 3 PH only PH No. 1 and PH No. 2 are operational, and PH No. 3 is non-operational since handover. PE also informed that overflow condition at Shisamau IPS can be better handled if KRMPL completes renovation of PH No. 3 and starts operating them at Parmat IPS. ED (T) directed KRMPL and UPJN to jointly survey the sewer connections and gather necessary information for renovations of PH3 No. to make it operational.
 - 2) Under renovation work plastering work, painting work, cracks repairing work are doing by KRMPL for Inlet chamber, Pump houses 1,2 and 3 Nos., DG set room and Panel room but quality of work is very poor.
 - 3) New pumps 3 Nos. with motors (1320 cum/hr) for Pump house no. 2 have been received at site on 18.02.22, 19.02.22 and 21.02.22 but their installation work has not started yet.
 - 4) This IPS is not overflow/Bypass condition.
 - 5) KRMPL is not maintaining proper O&M work during renovation period.
 - 6) Material Inward and outward registers has not maintained properly by KRMPL.
 - 7) Log book of pumps and DG set are not being maintained by KRMPL.
 - 8) KRMPL has not arranged adequate numbers of staff (Operators, Sweepers and relievers) for proper O&M of IPS and attendance register manipulated staff details.

JAJMAU (PHASE – 1) 130 MLD STP

- O&M of 130 mld STP plant Phase 1 and their facilities found unsatisfactory during site visit of NMCG, SMCG, CPCB, UPPCB, District level Officials UPJN and STC officials and intimate to KRMPL taken necessary action to avoid overflow/ByPass condition.
- NMCG officials, SMCG and UPJN intimate to KRMPL many time to operate proper 130 MLD plant and their facilities and maintain all records because (MaghMela) is start from January 2022 to March 2022.
- ED(T) Shri D.P Mathuria and SWMS Mr. R.K Gupta visited site on 12.04.2022 and instructed to KRMPL to operate the IPSs and STPs properly without any negligence.

The KRMPL has submitted a renovation work plan from 10-may-2021 to 9-Aug-2022 which has been approved by UPJN. Milestones are to be completed as below:-

1. 1ST Milestone, (Duration 10th May 2021 to 15th Oct 2021)
Scheduled Progress Percentage- 25%
2. 2nd Milestone, (Duration 16th Oct 2021 to 15th March 2021)
Scheduled Progress Percentage- 25%
3. 3rd Milestone ,(Duration 16th March 2022 to 15th June 2022)
Scheduled Progress Percentage- 25%
4. 4th Milestone ,(Duration 16th June 2022 to 9th August 2022)
Scheduled Progress Percentage- 25%

The KRMPL shall submit the draft O&M manual at least 30 days prior to the Scheduled Construction Completion date for its review and approval. The KRMPL has submitted the list of adequate staff deployed for proper renovation and O&M of 130 MLD Jajmau phase-I facilities, which is not properly qualified & experienced. KRMPL has submitted IIT Kanpur lab result for 29.01.22 enclosed separately.

MILESTONE WISE ACTIVITIES AND PROGRESS: -RENOVATION OF 130MLD STP JAJMAU FACILITIES

- The Duration of 1st milestone was 10th may 2021 to 15th Oct 2021 as per approved renovation plan.
- KRMPL could not complete the 1st milestone as per approved renovation plan. Completion certificate has been recommended form PE for 1st milestone with considering part of 1st, 2nd, 3rd and 4th Milestone vide letter no. STC 1289A dated 27.11.2021
- Total 29 Nos. of manpower/workers for Civil Work and 15 Nos. of Manpower for Mechanical works are deployed at the site for renovation work. KRMPL need to increase manpower over 70 to 90 Nos. to achieve the target on times per approved renovation plan.

- Till date overall progress is **52.56 %** against the target **62.50%** as on 30 April 2022.
- Bio remediation work started form 28.1.2022 by KRMPL.
- PST 02 commissioned on 29.01.2022 after completion of Civil and Mechanical works.
- FST 02 commissioned on 05.02.2022 after completion of Civil and Mechanical works.
- FST no. 1 Mechanical Bridge collapsed on 15.01.2022.KRMPL need to renovated FST 01 on urgent basis.
- Renovation work has not done by KRMPL as per approved renovation plan taken 1 stream at a time.
- NMCG ED (T) has also instructed KRMPL to submit revised renovation plan during site visit on 12.04.2022.
- ED (T) instructed KRMPL during site visit of 12.04.2022 at Jajmau facilities to submit QAP and Technical data sheet within 18.04.2022 and PE will recommend within 20.04.2022 and after installalation of flow meters will be installed within 45 days at Nawabganj IPS, Parmat IPS, Baba Ghat IPS, Guptar Ghat& CSPA Jajmau. Flow meters are only available at Permiya IPS and Shisamau IPS but their calibration certificates are still pending by KRMPL.KRMPL has not taken any action.
- Retrofication of PST01, Sludge thickener 01 & 02,blending tank, Secondary sedimentation tank -1,Primary & Secondary sludge digester, MCC panel room, DFG panel room for civil work and Mechanical work is in progress.
- Utility shifting estimation amount has been already released by NMCG to UPJN with vide NMCG letter No F.No. Pr-12012/7/2018/PPP/NMCG dated 25.11.2021
- KRMPL has started excavation work of new TEPH, Chlorination tank on 23.02.22, 24.02.22 without shifting any utilities.
- ED (Technical) clarified KRMPL that during replacement of raw sewage pumps KRMPL needs to replace all associated equipment including but not limited to valves and instrumentation needs to complete renovation works in all respects without any negligence.
- ED (Technical) strictly instruct to KRMPL during site visit on 12.04.2022 at Jajmau facilities that they are responsible to comply to the inspection reports issued by PE and UPJN for all site but KRMPL has not submitted compliances of inspection reports issued by PE.

Summary and Milestone wise activities and their progress of work for 130MLD STP Jajmau Phase-1 facilities are given in below table

Summary of overall progress at 130MLD STP JAJMAU PHASE-1 FACILITIES

Milestone	Schedule Completion date	Actual Completion date	Milestone Amount	Targeted progress till 28.02.2022		
				Milestone Amount	% Target	% Achieved
1 st Milestone	15.10.2021	15.10.2021	240160000.00	182366937	25%	18.98%
2 nd milestone	15.03.2022	15.03.2022	240160000.00	169726958	25%	17.66%
3 rd milestone	15.06.2022		240160000.00	96689831	25%	10.06%
4 th milestone	09.08.2022		240160000.00	56133077	25%	5.84%
Overall progress	960640000.000			504916802.94	100%	52.56%
Total %	100%				100%	52.56%

Milestone wise activities and their progress of work for 130MLD STP Jajmau Phase-1 facilities are given in above Table.

Table 7.1: Milestone wise progress – 130 MLD Jajmau Phase I STP

Sr. No.	Description of Items	BOQ Amount	1st Milestone 10th May'21 to 15th October'21		1st Milestone 10th May'21 to 15th October'21 Achieved		2nd Milestone 16th Oct'21 to 15th March'22		2nd Milestone 16th Oct'21 to 15th March'22 Achieved		3rd Milestone 16th March'22 to 15th June'22		3rd Milestone 16th March'22 to 15th June'22 Achieved		4th Milestone 16th June'22 to 9th Aug'22		4th Milestone 16th June'22 to 9th Aug'22 Achieved	
			%	Amount	%	Amount	%	Amount	%	Amount	%	Amount	%	Amount	%	Amount	%	Amount
I	Design & Drawing of STP																	
i.	On approval of BEP	480,32,000.00	100 %	480,32,000.00	100 %	48032000.00				-				-				-
ii.	On approval of design & drawings for Civil works	480,32,000.00	25%	120,08,000.00	25%	12008000.00	75%	360,24,000.00	65%	312,20,800.00				-				-
										-				-				-
II	REHABILITATION/ RENOVATION OF EXISTING STP & IPSs																	
A.	Civil Work																	
i.	Retrofication for Collection chamber	51,87,456.00	100 %	51,87,456.00	100 %	5187456.00				-				-				-
ii.	Retrofication for Fine Screen Channel(Mechanical)	181,56,096.00	35%	63,54,633.60	35%	6354633.60	30%	54,46,828.80	30%	54,46,828.80	35%	63,54,633.60	35 %	63,54,633.60				-
iii.	Retrofication for Fine Screen Channel(Manual)	51,87,456.00	100 %	51,87,456.00	100 %	5187456.00				-				-				-
iv.	Retrofication for Grit Chamber	181,56,096.00	35%	63,54,633.60	35%	6354633.60	30%	54,46,828.80	30%	54,46,828.80	35%	63,54,633.60	35 %	63,54,633.60				-
v.	Retrofication for Parshall Flume	51,87,456.00	100 %	51,87,456.00	100 %	5187456.00		-		-				-				-
vi.	Retrofication for Distribution Chamber for Primary Clarifier	51,87,456.00	100 %	51,87,456.00	100 %	5187456.00		-		-				-				-
vii.	Retrofication for	181,56,096.00	35%	63,54,633.60	35%	6354633.60	30%	54,46,828.80	15%	27,23,414.40	35%	63,54,633.60		-				-

Sr. No.	Description of Items	BOQ Amount	1st Milestone 10th May'21 to 15th October'21		1st Milestone 10th May'21 to 15th October'21 Achieved		2nd Milestone 16th Oct'21 to 15th March'22		2nd Milestone 16th Oct'21 to 15th March'22 Achieved		3rd Milestone 16th March'22 to 15th June'22		3rd Milestone 16th March'22 to 15th June'22 Achieved		4th Milestone 16th June'22 to 9th Aug'22		4th Milestone 16th June'22 to 9th Aug'22 Achieved	
			%	Amount	%	Amount	%	Amount	%	Amount	%	Amount	%	Amount	%	Amount	%	Amount
	Primary Sedimentation Tank	00		0				0		0		0						
viii.	Retrofication for Distribution chamber for Aeration Tank	51,87,456.00	100 %	51,87,456.00	100 %	5187456.00		-		-		-		-				-
ix.	Retrofication for Aeration Tank	181,56,096.00	30%	54,46,828.80			35%	63,54,633.60		-	35%	63,54,633.60		-				-
x.	Retrofication for Distribution Chamber for final Sedimentation Tank	51,87,456.00	100 %	51,87,456.00	75%	3890592.00		-		-		-		-				-
xi.	Retrofication for final Sedimentation Tank	181,56,096.00	30%	54,46,828.80	30%	5446828.80	35%	63,54,633.60	30%	54,46,828.80	35%	63,54,633.60		-				-
xii.	Retrofication for Blending Tank	51,87,456.00	100 %	51,87,456.00	100 %	5187456.00		-		-		-		-				-
xiii.	Retrofication for Gravity Sludge Thickener	181,56,096.00		-			50%	90,78,048.00	50%	90,78,048.00	50%	90,78,048.00	40 %	72,62,438.40				-
xiv.	Retrofication for Thickened Sludge Sump	51,87,456.00		-			100 %	51,87,456.00	100%	51,87,456.00		-		-		-		-
xv.	Retrofication for Primary Sludge Digester	181,56,096.00		-			50%	90,78,048.00	50%	90,78,048.00	50%	90,78,048.00		-		-		-
xvi.	Retrofication for Secondary Digester	77,81,184.00		-			100 %	77,81,184.00	26.56 %	20,66,458.90		-		-		-		-
xvii.	Retrofication for Digested Sludge Sump	51,87,456.00		-			100 %	51,87,456.00	100%	51,87,456.00		-		-		-		-
xviii.	Retrofication for Gas Holder	51,87,456.00		-			50%	25,93,728.00	50%	25,93,728.00	50%	25,93,728.00		-		-		-

Sr. No.	Description of Items	BOQ Amount	1st Milestone 10th May'21 to 15th October'21		1st Milestone 10th May'21 to 15th October'21 Achieved		2nd Milestone 16th Oct'21 to 15th March'22		2nd Milestone 16th Oct'21 to 15th March'22 Achieved		3rd Milestone 16th March'22 to 15th June'22		3rd Milestone 16th March'22 to 15th June'22 Achieved		4th Milestone 16th June'22 to 9th Aug'22		4th Milestone 16th June'22 to 9th Aug'22 Achieved	
			%	Amount	%	Amount	%	Amount	%	Amount	%	Amount	%	Amount	%	Amount	%	Amount
xix.	Retrofication for Return Sludge Sump	51,87,456.00	-				100%	51,87,456.00	100%	51,87,456.00	-		-		-		-	
xx.	Retrofication for Centrate/Supernatant Sump	51,87,456.00	-				100%	51,87,456.00	100%	51,87,456.00	-		-		-		-	
xxi.	Retrofication for MCC Panel Room	77,81,184.00	-				50%	38,90,592.00	50%	38,90,592.00	50%	38,90,592.00	20%	15,56,236.80	-		-	
xxii.	Retrofication for Gas Engine Room	77,81,184.00	-				50%	38,90,592.00	50%	38,90,592.00	50%	38,90,592.00	35%	27,23,414.40	-		-	
xxiii.	Retrofication for Return Sludge Pump House	77,81,184.00	-				50%	38,90,592.00	50%	38,90,592.00	50%	38,90,592.00	50%	38,90,592.00				-
xxiv.	Retrofication for Thickened Sludge Pumping Station	77,81,184.00	-				50%	38,90,592.00	50%	38,90,592.00	50%	38,90,592.00	50%	38,90,592.00	-		-	
xxv.	Retrofication for Digested Sludge Pump Station	51,87,456.00	-				50%	25,93,728.00	50%	25,93,728.00	50%	25,93,728.00	50%	25,93,728.00	-		-	
xxvi.	Retrofication for Centrifuge building/belt filter press bldg	103,74,912.00	-				50%	51,87,456.00	50%	51,87,456.00	50%	51,87,456.00	50%	51,87,456.00				-
xxvii.	Retrofication for Digester Sludge Pumping Station (Building)	51,87,456.00	-				50%	25,93,728.00	50%	25,93,728.00	50%	25,93,728.00	50%	25,93,728.00	-		-	
xxviii.	Retrofication for Biogas Compressor Room	51,87,456.00	-					-		-	50%	25,93,728.00	50%	25,93,728.00	50%	25,93,728.00	50%	25,93,728.00
xxix.	Retrofication for Gas Flaring Unit	25,93,728.00	-					-		-	50%	12,96,864.00	50%	12,96,864.00	50%	12,96,864.00	50%	12,96,864.00
xxx.	Retrofication for Cooling Tower	12,96,864.00	-					-		-	50%	6,48,432.00	50%	6,48,432.00	50%	6,48,432.00	50%	6,48,432.00
xxxi.	Retrofication for Scrubber Unit	12,96,864.00	-					-		-	50%	6,48,432.00		-	50%	6,48,432.00		-
B.	Mechanical Work(Renovation																	

Sr. No.	Description of Items	BOQ Amount	1st Milestone 10th May'21 to 15th October'21		1st Milestone 10th May'21 to 15th October'21 Achieved		2nd Milestone 16th Oct'21 to 15th March'22		2nd Milestone 16th Oct'21 to 15th March'22 Achieved		3rd Milestone 16th March'22 to 15th June'22		3rd Milestone 16th March'22 to 15th June'22 Achieved		4th Milestone 16th June'22 to 9th Aug'22		4th Milestone 16th June'22 to 9th Aug'22 Achieved	
			%	Amount	%	Amount	%	Amount	%	Amount	%	Amount	%	Amount	%	Amount	%	Amount
	/New Procurement)																	
i.	Mechanical Fine Screen - Supply	77,81,184.00	80%	62,24,947.20	80%	62,24,947.20		-		-		-		-		-		-
ii.	Mechanical Fine Screen - Installation		7.0%	5,44,682.88	7%	5,44,682.88	7.0%	5,44,682.88	7%	5,44,682.88	6%	4,66,871.04	6%	4,66,871.04		-		-
iii.	Manual Fine Screen - Supply	51,87,456.00	80%	41,49,964.80	80%	41,49,964.80		-		-		-		-		-		-
iv.	Manual Fine Screen - Installation		20%	10,37,491.20	20%	10,37,491.20		-		-		-		-		-		-
v.	Grit Mechanism - Supply	77,81,184.00	80%	62,24,947.20	80%	62,24,947.20		-		-		-		-		-		-
vi.	Grit Mechanism - Installation		7.00%	5,44,682.88	7%	5,44,682.88	6.0%	4,66,871.04	6%	4,66,871.04	7%	5,44,682.88	7%	5,44,682.88		-		-
vii.	Primary Clarifier Mechanism - Supply	77,81,184.00		-		-	80%	62,24,947.20	80%	62,24,947.20		-		-		-		-
viii.	Primary Clarifier Mechanism - Installation			-		-	9%	7,00,306.56	6%	4,66,871.04	11%	8,55,930.24		-		-		-
ix.	Surface Aerator - Supply	259,37,280.00	25%	64,84,320.00	25%	64,84,320.00	25%	64,84,320.00	25%	64,84,320.00	30%	77,81,184.00	3%	7,78,118.40				-
x.	Surface Aerator - Installation		6.5%	16,86,883.84	6.0%	15,56,236.80	6.22%	16,11,953.92		-	7.3%	18,88,233.98		-		-		-
xi.	FST Mechanism - Supply	103,74,912.00		-		-	40%	41,49,964.80	40.0%	41,49,964.80	40%	41,49,964.80	13%	13,90,238.21		-		-
xii.	FST Mechanism - Installation	-		-		-		-		-	20%	20,74,982.40	6%	6,22,494.72		-		-
xiii.	Return Sludge Pumps - Supply	103,74,912.00		-		-	40%	41,49,964.80	40%	41,49,964.80	40%	41,49,964.80	40%	41,49,964.80		-		-
xiv.	Return Sludge Pumps - Installation	-		-		-		-		-		-		-	20%	20,74,982.40	20%	20,74,982.40
xv.	Gravity Thickener Mechanism - Supply	103,74,912.00		-		-		-		-	80%	82,99,929.60	80%	82,99,929.60				-

Sr. No.	Description of Items	BOQ Amount	1st Milestone 10th May'21 to 15th October'21		1st Milestone 10th May'21 to 15th October'21 Achieved		2nd Milestone 16th Oct'21 to 15th March'22		2nd Milestone 16th Oct'21 to 15th March'22 Achieved		3rd Milestone 16th March'22 to 15th June'22		3rd Milestone 16th March'22 to 15th June'22 Achieved		4th Milestone 16th June'22 to 9th Aug'22		4th Milestone 16th June'22 to 9th Aug'22 Achieved	
			%	Amount	%	Amount	%	Amount	%	Amount	%	Amount	%	Amount	%	Amount	%	Amount
xvi.	Gravity Thickener Mechanism - Installation			-		-				-				-	20%	20,74,982.40	10%	10,37,491.20
xvii.	Digester Feed Pumps - Supply	103,74,912.00	60%	62,24,947.20		-	20%	20,74,982.40		-		-		-		-		-
xviii.	Digester Feed Pumps - Installation			-		-	20%	20,74,982.40		-		-		-		-		-
xix.	Sludge Digester Mixer - Primary - Supply	51,87,456.00	80%	41,49,964.80		-		-		-		-		-		-		-
xx.	Sludge Digester Mixer - Primary - Installation			-		-	20%	10,37,491.20		-		-		-		-		-
xxi.	Digester Sludge Recirculation Pump - Supply	51,87,456.00		-		-	80%	41,49,964.80		-		-		-		-		-
xxii.	Digester Sludge Recirculation Pump - Installation			-		-		-		-		-		-	20%	10,37,491.20		-
xxiii.	Digester Sludge Heating System and Ancilliary Equipment-Supply	51,87,456.00		-		-	80%	41,49,964.80		-		-		-		-		-
xxiv.	Digester Sludge Heating System and Ancilliary Equipment-Installation			-		-		-		-		-		-	20%	10,37,491.20		-
xxv.	Digested Sludge /Centrifuge Feed Pumps - Supply	51,87,456.00		-		-	80%	41,49,964.80		-		-		-		-		-
xxvi.	Digested Sludge /Centrifuge Feed Pumps - Installation			-		-				-	20%	10,37,491.20		-		-		-

Sr. No.	Description of Items	BOQ Amount	1st Milestone 10th May'21 to 15th October'21		1st Milestone 10th May'21 to 15th October'21 Achieved		2nd Milestone 16th Oct'21 to 15th March'22		2nd Milestone 16th Oct'21 to 15th March'22 Achieved		3rd Milestone 16th March'22 to 15th June'22		3rd Milestone 16th March'22 to 15th June'22 Achieved		4th Milestone 16th June'22 to 9th Aug'22		4th Milestone 16th June'22 to 9th Aug'22 Achieved	
			%	Amount	%	Amount	%	Amount	%	Amount	%	Amount	%	Amount	%	Amount	%	Amount
xxvii.	Centrifuge Machine - Supply	51,87,456.00		-		-		-		-	80%	41,49,964.80		-				-
xxviii.	Centrifuge Machine - Installation			-		-				-				-	20%	10,37,491.20		-
xxix.	Supertanant Pumps - Supply	51,87,456.00	80%	41,49,964.80		-		-		-		-		-		-		-
xxx.	Supertanant Pumps - Installation			-		-	20%	10,37,491.20		-		-		-		-		-
xxxi.	Gas Scrubber with ancilliary equipment - Supply	51,87,456.00		-		-		-		-		-		-	80%	41,49,964.80		-
xxxii.	Gas Scrubber with ancilliary equipment - Installation			-		-		-		-		-		-	20%	10,37,491.20		-
xxxiii.	Gas Engine with ancilliary equipment - Supply	51,87,456.00		-		-		-		-		-		-	80%	41,49,964.80		-
xxxiv.	Gas Engine with ancilliary equipment - Installation			-		-		-		-		-		-	20%	10,37,491.20		-
xxxv.	Gas Flaring System - Supply	51,87,456.00		-		-		-		-		-		-	80%	41,49,964.80		-
xxxvi.	Gas Flaring System - Installation			-		-		-		-		-		-	20%	10,37,491.20		-
xxxvii.	Agitator for blending tank - Supply	51,87,456.00	80%	41,49,964.80	80%	41,49,964.80				-				-				-
xxxviii.	Agitator for blending tank - Installation			-		-		-		-	20%	10,37,491.20	20%	10,37,491.20				-

Sr. No.	Description of Items	BOQ Amount	1st Milestone 10th May'21 to 15th October'21		1st Milestone 10th May'21 to 15th October'21 Achieved		2nd Milestone 16th Oct'21 to 15th March'22		2nd Milestone 16th Oct'21 to 15th March'22 Achieved		3rd Milestone 16th March'22 to 15th June'22		3rd Milestone 16th March'22 to 15th June'22 Achieved		4th Milestone 16th June'22 to 9th Aug'22		4th Milestone 16th June'22 to 9th Aug'22 Achieved	
			%	Amount	%	Amount	%	Amount	%	Amount	%	Amount	%	Amount	%	Amount	%	Amount
xxxix.	Agitator for Digester Feed Sump - Supply	51,87,456.00	80%	41,49,964.80	-	-	-	-	-	-	-	-	-	-	-	-	-	-
xxxx.	Agitator for Digester Feed Sump - Installation	-	-	-	-	-	-	-	-	-	20%	10,37,491.20	-	-	-	-	-	-
xxxxi.	Agitator for Centrifuge Feed Sump - Supply	51,87,456.00	80%	41,49,964.80	-	-	-	-	-	-	-	-	-	-	-	-	-	-
xxxxii.	Agitator for Centrifuge Feed Sump - Installation	-	-	-	-	-	-	-	-	-	20%	10,37,491.20	-	-	-	-	-	-
xxxxiii.	Agitator for Poly Dosing Tank - Supply	51,87,456.00	80%	41,49,964.80	-	-	-	-	-	-	-	-	-	-	-	-	-	-
xxxxiv.	Agitator for Poly Dosing Tank - Installation	-	-	-	-	-	-	-	-	-	20%	10,37,491.20	-	-	-	-	-	-
xxxxv.	Poly Dosing Pumps - Supply	51,87,456.00	80%	41,49,964.80	-	-	-	-	-	-	-	-	-	-	-	-	-	-
xxxxvi.	Poly Dosing Pumps - Installation	-	-	-	-	-	-	-	-	-	20%	10,37,491.20	-	-	-	-	-	-
xxxxvii.	Valves - Supply	103,74,912.00	-	-	-	-	-	-	-	-	80%	82,99,929.60	25%	25,93,728.00	-	-	-	-
xxxxviii.	Valves - Installation	-	-	-	-	-	-	-	-	-	10%	10,37,491.20	5%	5,18,745.60	10%	10,37,491.20	-	-
xxxxix.	Gates (Open Channel) - Supply	103,74,912.00	-	-	-	-	-	-	-	-	80%	82,99,929.60	60%	62,24,947.20	-	-	-	-
xxxxx.	Gates (Open Channel) - Installation	-	-	-	-	-	-	-	-	-	10%	10,37,491.20	12%	12,44,989.44	10%	10,37,491.20	-	-
xxxxxi.	Existing Dual Fuel Generators	51,87,456.00	-	-	-	-	-	-	-	-	-	-	-	-	100%	51,87,456.00	-	-
xxxxxii.	Gas Holder Dome-Fabrication	51,87,456.00	-	-	-	-	-	-	-	-	-	-	-	-	100%	51,87,456.00	-	-

Sr. No.	Description of Items	BOQ Amount	1st Milestone 10th May'21 to 15th October'21		1st Milestone 10th May'21 to 15th October'21 Achieved		2nd Milestone 16th Oct'21 to 15th March'22		2nd Milestone 16th Oct'21 to 15th March'22 Achieved		3rd Milestone 16th March'22 to 15th June'22		3rd Milestone 16th March'22 to 15th June'22 Achieved		4th Milestone 16th June'22 to 9th Aug'22		4th Milestone 16th June'22 to 9th Aug'22 Achieved	
			%	Amount	%	Amount	%	Amount	%	Amount	%	Amount	%	Amount	%	Amount	%	Amount
xxxxxiii .	Borewell Pump - Supply	51,87,456.00		-		-	80%	41,49,964.80	80%	41,49,964.80		-		-		-		-
xxxxxiv .	Borewell Pump - Installation			-		-		-		-	20%	10,37,491.20		-		-		-
xxxxxv.	Service Water Pump - Supply	51,87,456.00	80%	41,49,964.80	80%	41,49,964.80		-		-		-		-		-		-
xxxxxvi .	Service Water Pump - Installation			-		-	20%	10,37,491.20		-		-		-		-		-
xxxxxvii .	Overhead Tank - Supply	51,87,456.00		-		-		-		-		-		-	80%	41,49,964.80		-
xxxxxviii .	Overhead Tank - Erection			-		-		-		-		-		-	20%	10,37,491.20		-
xxxxxix.	Dewatering Pump for Dry well - Supply	51,87,456.00		-		-	80%	41,49,964.80	80%	41,49,964.80		-		-		-		-
xxxxxx.	Dewatering Pump for Dry well - Erection			-		-	10%	5,18,745.60		-	10%	5,18,745.60		-		-		-
xxxxxxi.	Monorail for lifting arrangement - Supply	51,87,456.00	80%	41,49,964.80	80%	41,49,964.80				-				-				-
xxxxxxii .	Monorail for lifting arrangement - Installation		20%	10,37,491.20	20%	10,37,491.20				-				-				-
xxxxxxiii .	DI Pipes & Fittings - Supply	51,87,456.00		-		-	40%	20,74,982.40	10%	5,18,745.60	40%	20,74,982.40		-				-
xxxxxxiv .	DI Pipes & Fittings - Installation			-		-			1%	51,874.56	20%	10,37,491.20		-				-
xxxxxxv .	MS Pipes & Fittings - Supply	51,87,456.00		-		-	40%	20,74,982.40		-	40%	20,74,982.40		-				-
xxxxxxvi .	MS Pipes & Fittings - Erection			-		-				-	20%	10,37,491.20		-				-
xxxxxxvii .	SS Pipes & Fittings - Supply	51,87,456.00		-		-	40%	20,74,982.40	10%	5,18,745.60	40%	20,74,982.40		-				-

Sr. No.	Description of Items	BOQ Amount	1st Milestone 10th May'21 to 15th October'21		1st Milestone 10th May'21 to 15th October'21 Achieved		2nd Milestone 16th Oct'21 to 15th March'22		2nd Milestone 16th Oct'21 to 15th March'22 Achieved		3rd Milestone 16th March'22 to 15th June'22		3rd Milestone 16th March'22 to 15th June'22 Achieved		4th Milestone 16th June'22 to 9th Aug'22		4th Milestone 16th June'22 to 9th Aug'22 Achieved	
			%	Amount	%	Amount	%	Amount	%	Amount	%	Amount	%	Amount	%	Amount	%	Amount
xxxxxxv iii.	SS Pipes & Fittings - Erection			-		-				-	20%	10,37,491.20	1%	51,874.56				-
xxxxxxi x.	Lab Equipment - Supply	51,87,456.00		-		-				-				-	80%	41,49,964.80		-
xxxxxxx .	Lab equipment- Installation			-		-				-				-	20%	10,37,491.20		-
xxxxxxx i.	Testing & Commissioning for Mechanical Items	129,68,640.00		-		-				-				-	100%	129,68,640.00	30.00%	38,90,592.00
C.	Electrical Work(Renovation /New Procurement)																	
i.	Supply of DP structure	48,03,200.00				-		-		-				-	80%	38,42,560.00	80%	38,42,560.00
ii.	Installation of DP structure					-		-		-				-	20%	9,60,640.00	20%	9,60,640.00
iii.	Supply of HT Metering Panel	48,03,200.00				-				-				-	80%	38,42,560.00		-
iv.	Installation of HT Metering Panel					-				-				-	20%	9,60,640.00		-
v.	Supply of HT VCB panel	96,06,400.00				-				-				-	80%	76,85,120.00	80%	76,85,120.00
vi.	Installation of HT VCB panel					-				-				-	20%	19,21,280.00		-
vii.	Supply of Transformer	96,06,400.00	80%	76,85,120.00	80%	76,85,120.00				-				-		-		-
viii.	Installation of Transformer					-				-	20%	19,21,280.00	20%	19,21,280.00		-		-
ix.	Supply of Main PCC panel	96,06,400.00	80%	76,85,120.00		-				-				-		-		-
x.	Installation of Main PCC panel					-				-	20%	19,21,280.00		-		-		-
xi.	Supply of Other equipments panel (MCC-2)	96,06,400.00				-				-				-	80%	76,85,120.00	10%	9,60,640.00

Sr. No.	Description of Items	BOQ Amount	1st Milestone 10th May'21 to 15th October'21		1st Milestone 10th May'21 to 15th October'21 Achieved		2nd Milestone 16th Oct'21 to 15th March'22		2nd Milestone 16th Oct'21 to 15th March'22 Achieved		3rd Milestone 16th March'22 to 15th June'22		3rd Milestone 16th March'22 to 15th June'22 Achieved		4th Milestone 16th June'22 to 9th Aug'22		4th Milestone 16th June'22 to 9th Aug'22 Achieved	
			%	Amount	%	Amount	%	Amount	%	Amount	%	Amount	%	Amount	%	Amount	%	Amount
	PANEL)/Bar screen panel/Thickener Panel																	
xii.	Installation of Other equipments panel (MCC-2 PANEL)/Bar screen panel/Thickener Panel					-				-				-	20%	19,21,280.00	1%	96,064.00
xiii.	Supply of Digester system panel (MCC-3 PANEL)	96,06,400.00				-				-				-	80%	76,85,120.00		-
xiv.	Installation of Digester system panel (MCC-3 PANEL)					-				-				-	20%	19,21,280.00		-
xv.	Supply of APFCR panel with AL reactor	48,03,200.00				-				-				-	80%	38,42,560.00		-
xvi.	Installation of APFCR panel with AL reactor					-				-				-	20%	9,60,640.00		-
xvii.	Supply of Aerators & Other equipment panel (MCC-1 PANEL)	48,03,200.00				-				-				-	80%	38,42,560.00		-
xviii.	Installation of Aerators & Other equipment panel (MCC-1 PANEL)					-				-				-	20%	9,60,640.00		-
xix.	Supply of LPBS for Motors	48,03,200.00				-		-		-				-	80%	38,42,560.00		-
xx.	Installation of LPBS for Motors					-		-		-				-	20%	9,60,640.00		-
xxi.	Supply of Cable Tray	48,03,200.00				-				-		-		-	80%	38,42,560.00	80%	38,42,560.00

Sr. No.	Description of Items	BOQ Amount	1st Milestone 10th May'21 to 15th October'21		1st Milestone 10th May'21 to 15th October'21 Achieved		2nd Milestone 16th Oct'21 to 15th March'22		2nd Milestone 16th Oct'21 to 15th March'22 Achieved		3rd Milestone 16th March'22 to 15th June'22		3rd Milestone 16th March'22 to 15th June'22 Achieved		4th Milestone 16th June'22 to 9th Aug'22		4th Milestone 16th June'22 to 9th Aug'22 Achieved	
			%	Amount	%	Amount	%	Amount	%	Amount	%	Amount	%	Amount	%	Amount	%	Amount
xxii.	Installation of Cable Tray					-				-		-		-	20%	9,60,640.00	10%	4,80,320.00
xxiii.	Supply of LT Cable	48,03,200.00				-				-		-		-	80%	38,42,560.00	80%	38,42,560.00
xxiv.	Installation of LT Cable					-				-		-		-	20%	9,60,640.00	8%	3,84,256.00
xxv.	Supply of Street Light Fixture	48,03,200.00				-				-		-		-	80%	38,42,560.00	72%	34,58,304.00
xxvi.	Installation of Street Light Fixture					-				-		-		-	20%	9,60,640.00	18%	8,64,576.00
xxvii.	Earthing Work	48,03,200.00				-				-		-		-	100%	48,03,200.00	80%	38,42,560.00
xxviii.	Testing & Commissioning for Electrical Items	48,03,200.00		-		-				-		-		-	100%	48,03,200.00	40%	19,21,280.00
D.	SUMP CUM PUMP HOUSE (200 MLD)																	
a.	CIVIL WORK																	
i.	Excavation	17,53,168.00	100%	17,53,168.00				-										
ii.	PCC	35,06,336.00	100%	35,06,336.00				-										
iii.	Raft Foundation/Raft	52,59,504.00		-			100%	52,59,504.00								-		
iv.	Column & Beam work	52,59,504.00		-			100%	52,59,504.00								-		
v.	Wall 50% of total lift work	52,59,504.00		-				-			100%	52,59,504.00				-		
vi.	Walls (balance 50% of Total Lift work)	52,59,504.00		-				-			100%	52,59,504.00				-		
vii.	Ground Floor Slab	17,53,168.00		-				-			100%	17,53,168.00				-		

Sr. No.	Description of Items	BOQ Amount	1st Milestone 10th May'21 to 15th October'21		1st Milestone 10th May'21 to 15th October'21 Achieved		2nd Milestone 16th Oct'21 to 15th March'22		2nd Milestone 16th Oct'21 to 15th March'22 Achieved		3rd Milestone 16th March'22 to 15th June'22		3rd Milestone 16th March'22 to 15th June'22 Achieved		4th Milestone 16th June'22 to 9th Aug'22		4th Milestone 16th June'22 to 9th Aug'22 Achieved	
			%	Amount	%	Amount	%	Amount	%	Amount	%	Amount	%	Amount	%	Amount	%	Amount
viii.	Roof Slab	17,53,168.00		-				-			100 %	17,53,168.00				-		
ix.	Brickwork & Plaster	35,06,336.00		-				-				-			100 %	35,06,336.00		
x.	Finishing Work	17,53,168.00		-				-				-			100 %	17,53,168.00		
b.	MECHANICAL WORK																	
	PUMPING SYSTEM																	
	(i) On supply of machinery/equipment at site	230,55,360.00									60%	138,33,216.00	36 %	8383767.27	40%	92,22,144.00		
	(ii) On completion of erection works	43,22,880.00													100 %	43,22,880.00	6%	259372.80
	(iii) On completion of Testing of equipment	14,40,960.00													100 %	14,40,960.00		
	EOT/HOIST WORKS																	
	(i) On supply of machinery/equipment at site	61,48,096.00									100 %	61,48,096.00	80 %	4918476.80				
	(ii) On completion of erection works	11,52,768.00													100 %	11,52,768.00		
	(iii) On completion of Testing of equipment	3,84,256.00													100 %	3,84,256.00		
	ELECTRICAL WORK																	
	(i) On supply of machinery/equipment at site	49,95,328.00									100 %	49,95,328.00	50 %	2497664.00				

Sr. No.	Description of Items	BOQ Amount	1st Milestone 10th May'21 to 15th October'21		1st Milestone 10th May'21 to 15th October'21 Achieved		2nd Milestone 16th Oct'21 to 15th March'22		2nd Milestone 16th Oct'21 to 15th March'22 Achieved		3rd Milestone 16th March'22 to 15th June'22		3rd Milestone 16th March'22 to 15th June'22 Achieved		4th Milestone 16th June'22 to 9th Aug'22		4th Milestone 16th June'22 to 9th Aug'22 Achieved	
			%	Amount	%	Amount	%	Amount	%	Amount	%	Amount	%	Amount	%	Amount	%	Amount
	(ii) On completion of erection works	9,36,624.00													100 %	9,36,624.00		
	(iii) On completion of Testing of equipment	3,12,208.00													100 %	3,12,208.00		
										-				-				-
E.	Chlorination Tank Area																	
i.	Excavation	4,80,320.00	100 %	4,80,320.00														
i.	PCC	9,60,640.00	100 %	9,60,640.00														
ii.	RCC Foundation/Raft	14,40,960.00		-			100 %	14,40,960.00										
iii.	Wall 50% of total lift work	19,21,280.00		-			100 %	19,21,280.00										
iv.	Walls (balance 50% of Total Lift work)	19,21,280.00		-				-			100 %	19,21,280.00						
v.	Baffle Walls work	9,60,640.00		-				-			100 %	9,60,640.00						
vi.	Brickwork & Plaster	14,40,960.00		-				-			100 %	14,40,960.00				-		
ix.	Finishing Work	4,80,320.00		-											100 %	4,80,320.00		
F	Chlorination Room Area																	
i.	Excavation	4,80,320.00	100 %	4,80,320.00														
i.	PCC	9,60,640.00	100 %	9,60,640.00														
ii.	RCC Foundation/Column Footing	14,40,960.00		-			100 %	14,40,960.00										
iii.	Column & Beam work	19,21,280.00		-			100 %	19,21,280.00										

Sr. No.	Description of Items	BOQ Amount	1st Milestone 10th May'21 to 15th October'21		1st Milestone 10th May'21 to 15th October'21 Achieved		2nd Milestone 16th Oct'21 to 15th March'22		2nd Milestone 16th Oct'21 to 15th March'22 Achieved		3rd Milestone 16th March'22 to 15th June'22		3rd Milestone 16th March'22 to 15th June'22 Achieved		4th Milestone 16th June'22 to 9th Aug'22		4th Milestone 16th June'22 to 9th Aug'22 Achieved	
			%	Amount	%	Amount	%	Amount	%	Amount	%	Amount	%	Amount	%	Amount	%	Amount
iv.	Ground Floor Slab	19,21,280.00		-				-			100 %	19,21,280.00						
v.	Roof Slab	9,60,640.00		-				-			100 %	9,60,640.00						
vi.	Brickwork	9,60,640.00		-				-			100 %	9,60,640.00				-		
ix.	Plaster	4,80,320.00		-							100 %	4,80,320.00				-		
x.	Finishing Work	4,80,320.00		-											100 %	4,80,320.00		
a.	MECHANICAL WORK																	
	CHLORINATION SYSTEM																	
	(i) On supply of machinery/equipment at site	207,49,824.00										-			100 %	207,49,824.00	50%	10374912.00
	(ii) On completion of erection works	38,90,592.00													100 %	38,90,592.00		
	(iii) On completion of Testing of equipment	12,96,864.00													100 %	12,96,864.00		
	HOIST WORKS																	
	(i) On supply of machinery/equipment at site	34,58,304.00									100 %	34,58,304.00	80 %	2766643.20				
	(ii) On completion of erection works	6,48,432.00													100 %	6,48,432.00		
	(iii) On completion of Testing of equipment	2,16,144.00													100 %	2,16,144.00		

Sr. No.	Description of Items	BOQ Amount	1st Milestone 10th May'21 to 15th October'21		1st Milestone 10th May'21 to 15th October'21 Achieved		2nd Milestone 16th Oct'21 to 15th March'22		2nd Milestone 16th Oct'21 to 15th March'22 Achieved		3rd Milestone 16th March'22 to 15th June'22		3rd Milestone 16th March'22 to 15th June'22 Achieved		4th Milestone 16th June'22 to 9th Aug'22		4th Milestone 16th June'22 to 9th Aug'22 Achieved	
			%	Amount	%	Amount	%	Amount	%	Amount	%	Amount	%	Amount	%	Amount	%	Amount
	ELECTRICAL & INSTRUMENTATION WORK																	
	(i) On supply of machinery/equipment at site	57,63,840.00									100 %	57,63,840.00						
	(ii) On completion of erection works	10,80,720.00													100 %	10,80,720.00		
	(iii) On completion of Testing of equipment	3,60,240.00													100 %	3,60,240.00		
III.	RENOVATION WORK for IPS (4 nos) & COPS (1no)																	
a.i.	Civil Works									-				-				-
	(i) Nawabganj IPS									-				-				-
	a. Retrofication of Inlet Chamber	13,44,896.00	100 %	13,44,896.00	100 %	1344896.00												
	b. Retrofication of Screen Chamber	13,44,896.00	100 %	13,44,896.00	100 %	1344896.00												
	c. Retrofication of Wet Well	13,44,896.00					100 %	13,44,896.00	100%	1344896.00								
	d. Retrofication of Pump House	13,44,896.00					100 %	13,44,896.00	100%	1344896.00								
a. ii.	Mechanical Work(Servicing & Overhauling/New Procurement)																	
	(i) Nawabganj IPS									-				-				-
	a. Supply of Centrifugal Pump	13,44,896.00					80%	10,75,916.80	72%	968325.12								
	b. Installation of Centrifugal Pump										20%	2,68,979.20						
	c. SS/MS Structural Work -	6,72,448.00					80%	5,37,958.40	40%	268979.20								

Sr. No.	Description of Items	BOQ Amount	1st Milestone 10th May'21 to 15th October'21		1st Milestone 10th May'21 to 15th October'21 Achieved		2nd Milestone 16th Oct'21 to 15th March'22		2nd Milestone 16th Oct'21 to 15th March'22 Achieved		3rd Milestone 16th March'22 to 15th June'22		3rd Milestone 16th March'22 to 15th June'22 Achieved		4th Milestone 16th June'22 to 9th Aug'22		4th Milestone 16th June'22 to 9th Aug'22 Achieved	
			%	Amount	%	Amount	%	Amount	%	Amount	%	Amount	%	Amount	%	Amount	%	Amount
	Supply																	
	d. SS/MS Structural Work - Fabrication										20%	1,34,489.60	10%	67244.80				
	e. Valves and NRV - Supply	13,44,896.00									80%	10,75,916.80						
	f. Valves and NRV - Installation														20%	2,68,979.20		
	g. Pipe & Fitting - Supply	6,72,448.00									80%	5,37,958.40						
	h. Pipe & Fittings - Erection														20%	1,34,489.60		
	i. Monorail for lifting arrangement - Supply	6,72,448.00	80%	5,37,958.40	70%	470713.60												
	j. Monorail for lifting arrangement - Installation						20%	1,34,489.60	14%	94142.72								
	k. Dewatering Pump for dry well - Supply	6,72,448.00	80%	5,37,958.40														
	l. Dewatering Pump for dry well - Installation						20%	1,34,489.60										
a. iii.	Electrical Work(Servicing & Overhauling/New Procurement)	13,44,896.00		-				-			50%	6,72,448.00			50%	6,72,448.00		
a. iv.	Testing & Commissioning	13,44,896.00		-				-				-			100%	13,44,896.00		
b.i.	Civil Works																	
	(i) Parmat IPS																	
	a. Retrofication of Inlet Chamber	13,44,896.00	100%	13,44,896.00	100%	1344896.00												

Sr. No.	Description of Items	BOQ Amount	1st Milestone 10th May'21 to 15th October'21		1st Milestone 10th May'21 to 15th October'21 Achieved		2nd Milestone 16th Oct'21 to 15th March'22		2nd Milestone 16th Oct'21 to 15th March'22 Achieved		3rd Milestone 16th March'22 to 15th June'22		3rd Milestone 16th March'22 to 15th June'22 Achieved		4th Milestone 16th June'22 to 9th Aug'22		4th Milestone 16th June'22 to 9th Aug'22 Achieved	
			%	Amount	%	Amount	%	Amount	%	Amount	%	Amount	%	Amount	%	Amount	%	Amount
	b. Retrofication of Screen Chamber	13,44,896.00	100 %	13,44,896.00	100 %	1344896.00												
	c. Retrofication of Wet Well	13,44,896.00					100 %	13,44,896.00	100%	1344896.00								
	d. Retrofication of Pump House	13,44,896.00					100 %	13,44,896.00	100%	1344896.00								
ii.	Mechanical Work(Servicing & Overhauling/New Procurement)																	
	(i) Parmat IPS								-				-					-
	a. Supply of Centrifugal Pump	13,44,896.00					80%	10,75,916.80	80%	1075916.80								
	b. Installation of Centrifugal Pump										20%	2,68,979.20	5%	67244.80				
	c. SS/MS Structural Work - Supply	6,72,448.00					80%	5,37,958.40	70%	470713.60								
	d. SS/MS Structural Work - Fabrication										20%	1,34,489.60	14 %	94142.72				
	e. Valves and NRV - Supply	13,44,896.00									80%	10,75,916.80						
	f. Valves and NRV - Installation														20%	2,68,979.20		
	g. Pipe & Fitting - Supply	6,72,448.00									80%	5,37,958.40						
	h. Pipe & Fittings - Erection														20%	1,34,489.60		
	i. Monorail for lifting arrangement - Supply	6,72,448.00	80%	5,37,958.40	70%	470713.60												
	j. Monorail for lifting arrangement - Installation						20%	1,34,489.60	14%	94142.72								

Sr. No.	Description of Items	BOQ Amount	1st Milestone 10th May'21 to 15th October'21		1st Milestone 10th May'21 to 15th October'21 Achieved		2nd Milestone 16th Oct'21 to 15th March'22		2nd Milestone 16th Oct'21 to 15th March'22 Achieved		3rd Milestone 16th March'22 to 15th June'22		3rd Milestone 16th March'22 to 15th June'22 Achieved		4th Milestone 16th June'22 to 9th Aug'22		4th Milestone 16th June'22 to 9th Aug'22 Achieved	
			%	Amount	%	Amount	%	Amount	%	Amount	%	Amount	%	Amount	%	Amount	%	Amount
	k. Dewatering Pump for dry well - Supply	6,72,448.00	80%	5,37,958.40														
	l. Dewatering Pump for dry well - Installation						20%	1,34,489.60										
iii.	Electrical Work(Servicing & Overhauling/New Procurement)	13,44,896.00		-				-			50%	6,72,448.00			50%	6,72,448.00		
iv.	Testing & Commissioning	13,44,896.00		-				-				-			100%	13,44,896.00		
c.i.	Civil Works																	
	(i) Baba Ghat IPS																	
	a. Retrofication of Inlet Chamber	13,44,896.00	100%	13,44,896.00	100%	1344896.00												
	b. Retrofication of Screen Chamber	13,44,896.00	100%	13,44,896.00	100%	1344896.00												
	c. Retrofication of Wet Well	13,44,896.00					100%	13,44,896.00	100%	1344896.00								
	d. Retrofication of Pump House	13,44,896.00					100%	13,44,896.00	100%	1344896.00								
ii.	Mechanical Work(Servicing & Overhauling/New Procurement)																	
	(i) Baba Ghat IPS									-				-				-
	a. Supply of Submersible Pump alongwith Electric Motor	13,44,896.00					80%	10,75,916.80	80%	1075916.80								
	b. Installation of Submersible Pump alongwith Electric Motor										20%	2,68,979.20	15%	201734.40				

Sr. No.	Description of Items	BOQ Amount	1st Milestone 10th May'21 to 15th October'21		1st Milestone 10th May'21 to 15th October'21 Achieved		2nd Milestone 16th Oct'21 to 15th March'22		2nd Milestone 16th Oct'21 to 15th March'22 Achieved		3rd Milestone 16th March'22 to 15th June'22		3rd Milestone 16th March'22 to 15th June'22 Achieved		4th Milestone 16th June'22 to 9th Aug'22		4th Milestone 16th June'22 to 9th Aug'22 Achieved	
			%	Amount	%	Amount	%	Amount	%	Amount	%	Amount	%	Amount	%	Amount	%	Amount
	c. SS/MS Structural Work - Supply	6,72,448.00					80%	5,37,958.40	70%	470713.60								
	d. SS/MS Structural Work - Fabrication										20%	1,34,489.60	14 %	94142.72				
	e. Valves and NRV - Supply	13,44,896.00									80%	10,75,916.80						
	f. Valves and NRV - Installation														20%	2,68,979.20		
	g. Pipe & Fitting - Supply	6,72,448.00									80%	5,37,958.40	70 %	470713.60				
	h. Pipe & Fittings - Erection														20%	1,34,489.60	14%	94142.72
	i. Monorail for lifting arrangement - Supply	6,72,448.00	80%	5,37,958.40	70%	470713.60												
	j. Monorail for lifting arrangement - Installation						20%	1,34,489.60	14%	94142.72								
	k. Dewatering Pump for dry well - Supply	6,72,448.00	80%	5,37,958.40														
	l. Dewatering Pump for dry well - Installation						20%	1,34,489.60										
iii.	Electrical Work(Servicing & Overhauling/New Procurement)	13,44,896.00		-				-			70%	9,41,427.20			30%	4,03,468.80		
iv.	Testing & Commissioning	13,44,896.00		-				-				-			100 %	13,44,896.00		
d.i.	Civil Works																	
	(i) Guptar Ghat IPS																	

Sr. No.	Description of Items	BOQ Amount	1st Milestone 10th May'21 to 15th October'21		1st Milestone 10th May'21 to 15th October'21 Achieved		2nd Milestone 16th Oct'21 to 15th March'22		2nd Milestone 16th Oct'21 to 15th March'22 Achieved		3rd Milestone 16th March'22 to 15th June'22		3rd Milestone 16th March'22 to 15th June'22 Achieved		4th Milestone 16th June'22 to 9th Aug'22		4th Milestone 16th June'22 to 9th Aug'22 Achieved	
			%	Amount	%	Amount	%	Amount	%	Amount	%	Amount	%	Amount	%	Amount	%	Amount
	a. Retrofication of Inlet Chamber	13,44,896.00	100%	13,44,896.00	100%	1344896.00												
	b. Retrofication of Screen Chamber	13,44,896.00	100%	13,44,896.00	100%	1344896.00												
	c. Retrofication of Wet Well	13,44,896.00					100%	13,44,896.00	100%	1344896.00								
	d. Retrofication of Pump House	13,44,896.00					100%	13,44,896.00	100%	1344896.00								
ii.	Mechanical Work(Servicing & Overhauling/New Procurement)																	
	(i) Guptar Ghat IPS									-				-				-
	a. Supply of Centrifugal Pump	13,44,896.00					80%	10,75,916.80										
	b. Installation of Centrifugal Pump										20%	2,68,979.20						
	c. SS/MS Structural Work - Supply	6,72,448.00					80%	5,37,958.40										
	d. SS/MS Structural Work - Fabrication										20%	1,34,489.60						
	e. Valves and NRV - Supply	13,44,896.00									80%	10,75,916.80						
	f. Valves and NRV - Installation														20%	2,68,979.20		
	g. Pipe & Fitting - Supply	6,72,448.00									80%	5,37,958.40						
	h. Pipe & Fittings - Erection														20%	1,34,489.60		
	i. Monorail for lifting arrangement - Supply	6,72,448.00	80%	5,37,958.40														
	j. Monorail for lifting						20%	1,34,489.60										

Sr. No.	Description of Items	BOQ Amount	1st Milestone 10th May'21 to 15th October'21		1st Milestone 10th May'21 to 15th October'21 Achieved		2nd Milestone 16th Oct'21 to 15th March'22		2nd Milestone 16th Oct'21 to 15th March'22 Achieved		3rd Milestone 16th March'22 to 15th June'22		3rd Milestone 16th March'22 to 15th June'22 Achieved		4th Milestone 16th June'22 to 9th Aug'22		4th Milestone 16th June'22 to 9th Aug'22 Achieved	
			%	Amount	%	Amount	%	Amount	%	Amount	%	Amount	%	Amount	%	Amount	%	Amount
	arrangement - Installation																	
	k. Dewatering Pump for dry well - Supply	6,72,448.00	80%	5,37,958.40														
	l. Dewatering Pump for dry well - Installation						20%	1,34,489.60										
iii.	Electrical Work(Servicing & Overhauling/New Procurement)	13,44,896.00		-				-			50%	6,72,448.00			50%	6,72,448.00		
iv.	Testing & Commissioning	13,44,896.00		-				-				-			100%	13,44,896.00		
e.i.	Civil Works																	
	(i) CSPS - Jajmau																	
	a. Retrofication of Inlet Chamber	13,44,896.00	100%	13,44,896.00	100%	1344896.00												
	b. Retrofication of Screen Chamber	13,44,896.00	100%	13,44,896.00	100%	1344896.00												
	c. Retrofication of Wet Well	13,44,896.00					100%	13,44,896.00	100%	1344896.00								
	d. Retrofication of Pump House	13,44,896.00					100%	13,44,896.00	100%	1344896.00								
ii.	Mechanical Work(Servicing & Overhauling/New Procurement)																	
	(i) CSPS - Jajmau									-				-				-
	a. Supply of Centrifugal Pump	13,44,896.00					80%	10,75,916.80										
	b. Installation of Centrifugal Pump										20%	2,68,979.20						
	c. SS/MS Structural Work - Supply	6,72,448.00					80%	5,37,958.40										

Sr. No.	Description of Items	BOQ Amount	1st Milestone 10th May'21 to 15th October'21		1st Milestone 10th May'21 to 15th October'21 Achieved		2nd Milestone 16th Oct'21 to 15th March'22		2nd Milestone 16th Oct'21 to 15th March'22 Achieved		3rd Milestone 16th March'22 to 15th June'22		3rd Milestone 16th March'22 to 15th June'22 Achieved		4th Milestone 16th June'22 to 9th Aug'22		4th Milestone 16th June'22 to 9th Aug'22 Achieved	
			%	Amount	%	Amount	%	Amount	%	Amount	%	Amount	%	Amount	%	Amount	%	Amount
	d. SS/MS Structural Work - Fabrication										20%	1,34,489.60						
	e. Valves and NRV - Supply	13,44,896.00									80%	10,75,916.80						
	f. Valves and NRV - Installation														20%	2,68,979.20		
	g. Pipe & Fitting - Supply	6,72,448.00									80%	5,37,958.40						
	h. Pipe & Fittings - Erection														20%	1,34,489.60		
	i. Monorail for lifting arrangement - Supply	6,72,448.00	80%	5,37,958.40														
	j. Monorail for lifting arrangement - Installation						20%	1,34,489.60										
	k. Dewatering Pump for dry well - Supply	6,72,448.00		-			80%	5,37,958.40										
	l. Dewatering Pump for dry well - Installation						20%	1,34,489.60				-						
	k. Mechanical & Manual Bar Screen - Supply	6,72,448.00	80%	5,37,958.40				-				-				-		
	l. Mechanical & Manual Bar Screen - Installation	-		-			20%	1,34,489.60				-				-		
iii.	Electrical Work(Servicing & Overhauling/New Procurement)	6,72,448.00		-				-			51.5%	3,46,214.66			49%	3,26,617.60		
iv.	Testing & Commissioning	13,44,896.00		-				-				-			100%	13,44,896.00		

Sr. No.	Description of Items	BOQ Amount	1st Milestone 10th May'21 to 15th October'21		1st Milestone 10th May'21 to 15th October'21 Achieved		2nd Milestone 16th Oct'21 to 15th March'22		2nd Milestone 16th Oct'21 to 15th March'22 Achieved		3rd Milestone 16th March'22 to 15th June'22		3rd Milestone 16th March'22 to 15th June'22 Achieved		4th Milestone 16th June'22 to 9th Aug'22		4th Milestone 16th June'22 to 9th Aug'22 Achieved	
			%	Amount	%	Amount	%	Amount	%	Amount	%	Amount	%	Amount	%	Amount	%	Amount
IV.	RTOLM WORK for STP ,IPS & CSPS Aea																	
1	STP Aea																	
i.	Supply of Local Field Instruments for STP facility	33,62,240.00		-							80%	26,89,792.00	10%	336224.00		-		
ii.	Installation of Local Field Instruments for STP facility			-							20%	6,72,448.00				-		
iii.	Supply of Remote Field Instruments for STP facility	33,62,240.00		-							80%	26,89,792.00				-		
iv.	Installation of Remote Field Instruments for STP facility			-							20%	6,72,448.00				-		
v.	Supply of False Floor at PLC Control Room for STP facility	24,01,600.00		-							80%	19,21,280.00				-		
vi.	Installation of False Floor at PLC Control Room for STP facility			-							20%	4,80,320.00				-		
vii.	Supply of AC at PLC Control Room for STP facility	9,60,640.00		-								-			80%	7,68,512.00		
viii.	Installation of AC at PLC Control Room for STP facility			-								-			20%	1,92,128.00		
ix.	Supply of PLC Panel for STP facility	33,62,240.00		-								-			80%	26,89,792.00		
x.	Installation of PLC			-								-			20%	6,72,448.00		

Sr. No.	Description of Items	BOQ Amount	1st Milestone 10th May'21 to 15th October'21		1st Milestone 10th May'21 to 15th October'21 Achieved		2nd Milestone 16th Oct'21 to 15th March'22		2nd Milestone 16th Oct'21 to 15th March'22 Achieved		3rd Milestone 16th March'22 to 15th June'22		3rd Milestone 16th March'22 to 15th June'22 Achieved		4th Milestone 16th June'22 to 9th Aug'22		4th Milestone 16th June'22 to 9th Aug'22 Achieved	
			%	Amount	%	Amount	%	Amount	%	Amount	%	Amount	%	Amount	%	Amount	%	Amount
	Panel for STP facility																	
xi.	Supply of AC at RIO Panel Room for STP facility	9,60,640.00		-								-			80%	7,68,512.00		
xii.	Installation of AC at RIO Panel Room for STP facility			-								-			20%	1,92,128.00		
xiii.	Supply of RIO Panel for STP facility	24,01,600.00		-								-			80%	19,21,280.00		
xiv.	Installation of RIO Panel for STP facility			-								-			20%	4,80,320.00		
xv.	Supply of UPS & UPS ACDB for STP facility	24,01,600.00		-								-			80%	19,21,280.00		
xvi.	Installation of UPS & UPS ACDB for STP facility			-								-			20%	4,80,320.00		
xvii.	Supply of Instrument, Control & Bus Cable Work for STP facility	48,03,200.00		-								-			80%	38,42,560.00	30%	14,40,960
xviii.	Installation of Instrument, Control & Bus Cable Work for STP facility			-								-			20%	9,60,640.00	5%	2,40,160
xix.	Testing & Commissioning of PLC & RIO for STP facility	24,01,600.00		-								-			100%	24,01,600.00		
2	IPS & CSPS Aea																	
i.	Supply of Local	33,62,240.00		-							80%	26,89,792.00						

Sr. No.	Description of Items	BOQ Amount	1st Milestone 10th May'21 to 15th October'21		1st Milestone 10th May'21 to 15th October'21 Achieved		2nd Milestone 16th Oct'21 to 15th March'22		2nd Milestone 16th Oct'21 to 15th March'22 Achieved		3rd Milestone 16th March'22 to 15th June'22		3rd Milestone 16th March'22 to 15th June'22 Achieved		4th Milestone 16th June'22 to 9th Aug'22		4th Milestone 16th June'22 to 9th Aug'22 Achieved	
			%	Amount	%	Amount	%	Amount	%	Amount	%	Amount	%	Amount	%	Amount	%	Amount
	Field Instruments for IPS & CSPA facility	0										0						
ii.	Installation of Local Field Instruments for IPS & CSPA facility			-							13%	4,37,091.20			7%	2,35,356.80		
iii.	Supply of Remote Field Instruments for IPS & CSPA facility	33,62,240.00		-								-			80%	26,89,792.00		
iv.	Installation of Remote Field Instruments for IPS & CSPA facility			-								-			20%	6,72,448.00		
v.	Supply of RTU/RIO Panel for IPS & CSPA facility	28,81,920.00		-								-			80%	23,05,536.00		
vi.	Installation of RTU/RIO Panel for IPS & CSPA facility			-								-			20%	5,76,384.00		
vii.	Supply of UPS for IPS & CSPA facility	24,01,600.00		-											80%	19,21,280.00		
viii.	Installation of UPS for IPS & CSPA facility			-											20%	4,80,320.00		
ix.	Supply of Instrument, Control & Bus Cable Work for IPS & CSPA facility	48,03,200.00		-				-				-			80%	38,42,560.00		
x.	Installation of Instrument, Control & Bus Cable Work for IPS & CSPA facility			-				-				-			20%	9,60,640.00		
xi.	Testing & Commissioning of	24,01,600.00		-				-				-			100%	24,01,600.00		

Sr. No.	Description of Items	BOQ Amount	1st Milestone 10th May'21 to 15th October'21		1st Milestone 10th May'21 to 15th October'21 Achieved		2nd Milestone 16th Oct'21 to 15th March'22		2nd Milestone 16th Oct'21 to 15th March'22 Achieved		3rd Milestone 16th March'22 to 15th June'22		3rd Milestone 16th March'22 to 15th June'22 Achieved		4th Milestone 16th June'22 to 9th Aug'22		4th Milestone 16th June'22 to 9th Aug'22 Achieved	
			%	Amount	%	Amount	%	Amount	%	Amount	%	Amount	%	Amount	%	Amount	%	Amount
	RTU/RIO for IPS & CSPA facility																	
xii.	Testing & Commissioning of Cloud based RTOLMS facility	24,01,600.00		-				-				-			100 %	24,01,600.00		
				-					-				-					-
V	TRIAL RUN & COMMISSIONING																	
1	Trial Run & Commissioning								-				-					-
		9606,40,000.00		2401,60,000.00		1823,66,936.96		2401,60,000.00		1697,26,958.10		2401,60,000.00		966,89,830.76		2401,60,000.00		561,33,077.12

130MLD STP JAJMAU Site Pictures during renovation period (Updated as on 30.04 2022)



Renovation work of PST 01 is in progress



Renovation work of FST 01 is in progress



Sludge thickener 01&02 is in under renovation



Gas holder is in under renovation

Following points are to be addressed by the KRMPL:

- i. **Compliance of Inspection Reports** has not submitted inspection done by NMCG/UPJN and STC team.

Inspection done details with their compliance status given below for 130 MLD STP and IPSs Jajmau Phase-I :-

S.N	Inspection done dated	Description of Inspection details	Compliances reports status
1.	02.09.2021	Inspection report issued on 06.09.2021	Not complied by KRMPL
2.	18.09.2021	Inspection report issued on 24.09.2021	Not complied by KRMPL
3.	30.09.2021	Inspection report issued on 01.10.2021	Not complied by KRMPL
4.	07.10.2021	Inspection report issued on 31.10.2021	Not complied by KRMPL
5.	10.10.2021		
6.	23.10.2021		
7.	28.10.2021		
8.	29.10.2021		
9.	23.11.2021	Inspection report issued on 30.11.2021	Compliance report submitted by KRMPL
10.	27.11.2021		
11.	10.12.2021	Inspection report issued on 27.12.2021 for 130MLD STP Jajmau	Compliance report submitted by KRMPL
12.	15.12.2021		
13.	16.12.2021		
14.	04.01.2022	Inspection report issued on 10.1.2022 for 130 MLD STP, IPSs and CSPS.	Compliance report submitted by KRMPL
15.	01.02.2022	Inspection report issued on 07.2.2022 and 25.02.2022 for 130 MLD STP, IPSs and CSPS Jajmau	Not complied by KRMPL
16.	03.02.2022		
17.	25.02.2022		
18.	02.03.2022	Inspection report issued on 09.03.2022	Not complied by KRMPL
19.	05.04.2022	Inspection report issued on 08.04.2022 for 130 MLD STP Jajmau	Not complied by KRMPL
20.	07.04.2022	Inspection report issued on 07.04.2022 for 130 MLD IPSs facilities.	Not complied by KRMPL
21.	12.04.2022	ED(T)D.P Mathuria Sir Site vist and Inspection report issued on 20.04.2022 for 130 MLD STP and CSPS facilities	Not complied by KRMPL
22.	19.04.2022	Inspection report issued on 20.04.2022 for 130 MLD STP and CSPS Jajmau facilities	Not complied by KRMPL

Unit wise description of 130 MLD JAJMAU Phase -1**i. Collection Chamber**

Collection chamber Retrofication work partially completed without testing, commissioning, permission of UP Jal Nigam /STC. Renovation of free board needs to be done for all Collection chamber Area.

ii. Gates / Valves

Gates/ Valves are painted and Overhauling has been done but as per UP Jal Nigam /PE directed to Concessionaire all gates / valves need to be replaced.

iii. Fine Screen Chamber (Mechanical / Manual)

1. Renovation of fine screen chamber partially done. Seepages point rectification work required for civil structure.
2. 03 nos. Mechanical Fine screens has been installed by KRMPL without getting checked & taking any permission for installation /Erection work of Mechanical Fine screen system from PE/UPJN.
3. Mechanical screen no. 01 tooth were damaged since October 2021 and KRMPL started their repairing work from 04.04.2022.During site visit of ED(T) on 12.04.2022 at site and instructed to KRMPL to repaired the mechanical screen within a week but KRMPL has not installed Mechanical screen last of April month of 2022.
4. 01 no. Manual screen has been installed by KRMPL without getting checked & taking any permission for installation /Erection work of Manual screen system from PE/UPJN.
5. Screened material need to be dispose regularly.
6. MS shed pipes are corroded & colour of shed also worn out. UP Jal Nigam /PE directed to Concessionaire need to paint the MS shed pipes.
7. Mechanical Screen not working with atomization system and without sensor .Need to be fixed the auto system immediately.
8. New Cables for mechanical screen should be laid properly in cable trays.

iv. Grit Chamber

- Grit classifier 02 found un-operational due to improper installation.
- Renovation work of Grit chamber 03 done.
- Grit mechanism system No. 3 has installed and in running condition, PE commented on the installation of Grit mechanism system No. 3 vide STC letter no 1378 dated 10.1.2022.KRMPL has not complied the PE comments till date.
- Classifier no.01 & 02 Concessionaire promises to rectify the grit classifier defects within December 2021 month but KRMPL has not been rectifying till dated.
- Organic pump no.01, 02 and 03 have not been installed as per approved drawing. Organic system shall be replaced as per approved drawing.
- Regarding E&M equipments installation works, KRMPL is required to schedule inspection of E&M works with PE and further obtain approval of UPJN before testing, commissioning and charging the raw sewage in respective E&M equipments. Only upon inspection and witnessing dry runs by PE and satisfactory completion of proposed works.

v. Inlet Flow meter

1. Channel renovation work done but hydro test of this channel is pending.
2. Inlet flow meter has been installed by KRMPL without getting checked & taking any

permission for installation /Erection work of Inlet flow meter from PE/UPJN.

3. Power backup of flow meter installed at site on 19.02.22.
4. CCTV cameras need to be installed on urgent basis.

vi. Primary Sedimentation Tank

1. Commissioning work of PST 02 done at 29.01.2022 as directed by UPJN.
2. KRMPL has started sludge removal work from PST-01 drain from 26.02.2022.
3. ED(T) instructed KRMPL for commissioning of PST01 within 15.05.2022.
4. Concessionaire has submitted and PE approved their submitted datasheet for Primary Sedimentation mechanism vide STC Letter No 505 dated 19.09.2020. KRMPL has not supplied the mechanical equipments for PST 01 and 03 till date.

vii. Sludge thickener Tank

1. Mechanical bridge has installed of sludge thickener No.02 on 26.02.22 and balance equipments commissioning work is in progress.
2. Sludge removal work of Sludge Thickener from 03.02.22 to 22.02.22 and Dismantled the scraper system done on 23.02.22 and 24.02.22 respectively.
3. KRMPL has issued RFI for inspection of Sludge thickener 02 and blending tank on 09.04.2022 and informed UPJN/PE to inspect the units on 12.04.2022. PE and UPJN representative visited the site on 13.04.2022 and found KRMPL did not complete civil and E&M works completely. PE has issued a letter to complete the work all respect vide PE letter no. 1558 dated 14.04.2022. KRMPL has not complied yet.
4. Civil works and installation of mechanical bridge is in progress of Sludge thickener 01.
5. ED(T) instructed KRMPL to complete renovation work of sludge thickener 01 within 15.05.2022
6. Sludge line for Inlet and Outlet flow need to be clean and repaired for sludge thickener 01 and 02.
7. Epoxy paint need to be done as per approved specification of sludge thickener 01 and 02.
8. Hydro test need to be done under this renovation period.

viii. Blending tank agitator

1. KRMPL has issued RFI for inspection of Sludge thickener 02 and blending tank on 09.04.2022 and informed UPJN/PE to inspect the units on 12.04.2022. PE and UPJN representative visited the site on 13.04.2022 and found KRMPL did not complete civil and E&M works completely. PE has issued a letter to complete the work all respect vide PE letter no. 1558 dated 14.04.2022. KRMPL has not complied yet.
2. Concessionaire has submitted and PE approved their submitted revised datasheet vide STC Letter No 1265 dated 16.11.2021, but KRMPL has not supplied the equipments.
3. Concessionaire removed sludge from the tank on 03.02.2022 to 22.02.22 completely.
4. Crack repairing work, Steel removal work, honeycomb repairing work, plaster work, epoxy painting work need to be done by KRMPL.
5. Incoming and outgoing sludge line need to be clean and repaired.

ix. Aeration Tank

1. Civil structure found in poor condition and need to be rehabilitated.
2. KRMPL done renovation work only Outer face of RCC wall and RCC channel.
3. Incoming line of sewage need to be clean and repaired if required.
4. Outlet line of sludge to blending tank need to be cleaned and repaired.

5. ED (T) instructed KRMPL to installed next new 6 Nos. of aerators within 15.05.2022
6. Concessionaire promised to replace all 18 nos. of aerators. 06 nos. of new aerators has been installed at aeration chamber and PE &UPJN has been submitted observation vide PE letter no.1287 dated 26.11.2021 but KRMPL has not submitted any compliance report as same. Remaining 12 nos. of aerators will be ordered by 18th Oct. 2021, but till date 12 Nos. Aerators not reached at site. PO order has submitted by KRMPL vide their letter No 2054 dated 30.12.2021.

x. Return sludge pump House

1. Plastering work, Painting work of outer surface of Pump house done by Concessionaire.
2. Sump cleaning work done by KRMPL partially.
3. Concessionaire fixed 2 nos. of new RSPH pumps, which will reach site on 15th Oct. 2021 and 2 nos. of overhauling pump. Concessionaire will keep repairing the old pumps in a proper manner so that the functioning will not be disturbed till remaining 2 nos. of new pump. 2 nos. new pumps has been installed BY KRMPL at site but KRMPL without getting checked & taking any permission for installation /Erection work of RSPH pumps from PE/UPJN.
4. PO order has submitted by KRMPL vide their letter No 2054 dated 30.12.2021.

xi. Treated effluent pump house:

1. Out of 11 Nos. pumps in TEPH, 04 nos. pumps are received at site. 2 Nos. of Pump has been installed at sitewithout getting checked & taking any permission for installation /Erection work of RSPH pumps from PE/UPJN
2. New TEPH construction work has not started by KRMPL.
3. PE has been recommended the TEPH piping GAD vide Letter No. 1414 dated 31.1.2022.KRMPL has not supplied the TEPH piping arrangements.

xii. Centrifuge System

1. UP Jal Nigam has directed to Concessionaire to replace 4 Nos. Centrifuges from approved vendors as per CA and approved BEP. Any alternate technology, including Belt Filter Press, may be considered by Concessionaire at no additional cost and the same will be designed as per CPHEEO guidelines, and procured from only approved vendors.
2. PE has been recommended vendor for Belt Filter Press vide Letter No. 1362 dated 30.12.2021.KRMPL has submittedrevised Technical Data sheet for Approval.
3. PE has comments on compliance report of Technical Data Sheet of BFP vide PE letter no. 1439 dated 16.02.2022.KRMPL has complied the compliance report of PE for recommendation of Technical data sheet vide KRMPL letter no. 2393 dated 19.04.2022.It is under review of PE.
4. PE has been recommended the submersible mixer vide Letter No. 1413 dated 31.1.2022.KRMPL has not supplied the as state above.

xiii.Supernatant pumps

1. PE has commented on Compliance reports of Technical data sheet for supernatant pumps at 130 MLD STP vide STC letter no. 1452 dated 25.02.22, KRMPL has not complied the compliance report of PE.

xiv.Sludge Digester

1. Concessionaire has done partially cleaning work of primary digester tank.
2. KRMPL has been started the cleaning of the Secondary digester tank.
3. Concessionaire need to arrange sufficient Nos. of labour for renovate the work.
4. Concessionaire has submitted the technical data sheet of sludge digester as per

their letter No.1979 dated 02.12.2021 and PE has commented vide Letter No 1305 dated 03.12.2021 and KRMPL has been submitted the compliance report vide Letter No 2038 dated 22.12.2021 and PE commented on compliance report vide STC letter no 1367 dated 04.01.2022.

xv. Final Sedimentation Tank

1. KRMPL has commissioned FST 02 dated 05.02.2022 after completion of civil and Mechanical works.
2. Mechanical bridge of FST 01 damaged on 15.01.2022 and after KRMPL has started renovation work from 22.02.2022. During site visit of ED (T) instructed KRMPL on 12.04.2022 at site to complete all renovation work within 10.05.2022.
3. Concessionaire has submitted and PE approved their submitted datasheet for Final Sedimentation mechanism vide STC Letter No 505 dated 19.09.2020. KRMPL has not supplied the mechanical equipments for FST 01 and 03 till date.
4. Concessionaire promised that the equipment of 130 MLD FST no. 2 will be inspected tomorrow i.e, on 11th Oct. 2021 & will reach site by 20th Oct. 2021. The Equipment of 130 MLD FST 02 will reach site till 20th Oct. 2021. Concessionaire also promised to complete the equipment installation work of FST 02 by December end. But only FST No. 2 material supplied at site and commissioned on 05.02.22. FST No.1 & 3 yet not supplied & their installation work of Mechanical equipment has not started till date.

xvi. New CCT and TEPH

ED (T) instructed KRMPL that New CCT and TEPH work should be completed within timeline of approved renovation plan.

xvii. Power backup(DG set and DFG)

- As present condition is very crucial because at time of Kesco power supply goes to under maintenance that time only 5 nos. TEPH pump operate and balance STP plant system goes to non-functional. KRMPL need to arrange sufficient power backup arrangement at site for proper operation of STP Plant.
- KRMPL has submitted QAP and technical data sheet for 2nos. of DG sets of 625 KVA vide KRMPL letter no. 2403 dated 22.04.2022. PE reviewed and provide conditional recommendation vide PE letter no. 1593 dated 30.04.2022.
- It has been decided and agreed by KRMPL that two gas engines of 800Kw will provided and as remaining requirement. KRMPL to provide the Technical Data Sheet of DG set.
- Plaster work is doing by KRMPL in DFG room.

xviii. RTOLMS

1. ED (T) instructed KRMPL to submit QAP and Technical data sheet on 18.04.2022 with sensors (pH, temperature, COD, TSS, Flow, etc) and will install them at the earliest.
2. KRMPL has submitted C&I documents vide KRMPL letter no.2424 dated 29.03.2022, PE has reviewed and commented vide PE letter no. 1581 dated 22.04.2022. KRMPL has not submitted any compliances.

Xix . Sludge disposal system

1. PE informed ED (T) that the performance of plant is very poor because KRMPL did not arrange proper sludge handling system.

2. UPJN Chemist, Mr. Ajay Kanojiya noted that sludge is recirculating in the civil units. KRMPL is not pumping out the sludge from the biological system to either sludge handling unit or sludge drying bed, while there are sufficient sludge drying beds capacity currently available for disposal. KRMPL has not done required amount of sludge withdrawal and disposal.
3. ED (T) found 10 Nos. of sludge drying bed empty and available for sludge disposal and instructed KRMPL that KRMPL have sole responsibility of performance of 130 MLD plant and maintain the sludge records and all sludge disposal details to be submit within the next 15 days. KRMPL has not submitted sludge disposal details yet.

xx. New laboratory

1. ED (T) directed KRMPL during site visit on 12.04.2022 at Jajmau facilities to establish a common laboratory for 130 and 43 MLD STP Jajmau at earliest for proper testing work. KRMPL has not taken any necessary action.

xxi. Scrubbing & Flaring System

1. Concessionaire has been submitted the QAP and datasheet of scrubbing and flaring system as per KRMPL letter No. 1972 dated 01.12.2021 and PE recommended for approval for Gas flaring unit as per STC letter No 1326 dated 13.12.2021 and for Gas scrubber system as per STC letter No 1329 dated 14.12.2021. KRMPL has not been supplied the equipments.
2. Plastering work, Painting work done by KRMPL under renovation work.

xxii. Combined sewage pumping station(CSPS Jajmau)

1. Concessionaire has been submitted the QAP and datasheet of CSPS and PE has been recommended vide STC letter No 1286 dated 12.11.2021.

xxiii. Substation

- DP structure has been erected by KRMPL without getting approval of Drawing and layout plan & taking any permission for installation /Erection work of DP structure work from PE/UPJN.
- KRMPL has submitted LT Panel documents for IPS & CSPS for 130 MLD STP facility vide KRMPL letter no 2066 dated 06.01.2022. PE reviewed and commented vide STC letter no 1401 dated 20.01.22. After KRMPL has submitted compliance vide KRMPL letter no. 31.01.2022, PE reviewed the compliance and found KRMPL has not complied PE comments, PE issue a letter to KRMPL vide PE letter no 1434 dated 10.02.2022. KRMPL has submitted revised LT panel documents and compliance for IPS and CSPS under 130 MLD Jajmau facilities vide KRMPL letter no 2189 dated 12.02.22 and it is under review of PE.
- PE has commented on submission of revised LT panel documents and compliance for IPS & CSPS under 130 MLD Jajmau facilities phase-1 vide STC letter no. 1434 dated 10.02.22, KRMPL has not submitted compliance of PE comments till date.

xxiv. Joint sampling and testing by NABL Lab

- Testing reports from Spectra research Lab ventures (P) Ltd. of the Joint sample taken on 02.10.2021, 27.11.2021 and 31.12.2021 test reports yet not submitted by concessionaire.
- Shri Ram Institute for Industrial Research New Delhi of the joint sample taken on 3-

4th Dec 2021, 16-17th Dec 2021, 22-23th Dec 2021 and 31st Dec 2021 with UPJN, STC and KRMPL representatives.

- Test results reports are submitted only Shri Ram Institute for Industrial Research New Delhi of the joint sample on 3-4th Dec 2021, 16-17th Dec 2021, and 22-23th Dec 2021 and 31st Dec 2021 by KRMPL.
- UPJN instructed KRMPL to discontinue weekly sampling & testing from M/S Shriram labs as the test results of Shriram labs is very much different from others and directed KRMPL to conduct weekly sampling & testing from IIT Kanpur from February 2022 onwards instead of M/S Shriram labs but KRMPL is still continuing to get sampling and testing done by Shriram labs. The weekly results submitted for the month of Feb 2022 have not been considered as per instruction of UPJN.
- KRMPL has not started the weekly sampling & testing to be done by IIT Kanpur as per instructions of UPJN for the month of February 2022, March 2022 and April 2022.

Annexure: Monthly Activity Report of 130 MLD STP Jajmau and facilities Phase 1 for March 2022 submitted by KRMPL

Attached separately

Annexure: Site Inspection Reports for the Month of April 2022 (130 MLD STP Jajmau Phase 1)

Attached separately

Annexure: Site Inspection Reports for the Month of April 2022 (130 MLD STP IPS Jajmau Phase 1)

Attached separately

7.2 43 MLD JAJMAU PHASE II

Schedule handing over date for 43 MLD Jajmau phase-II facilities was 1.10.2019 as per CA. As per CA COD for 130 MLD Jajmau Phase-I and 43 MLD Jajmau phase-II was same as per CA, therefore the Concessionaire was reluctant to take over 43 MLD Jajmau phase-II .NMCG has separated COD of Jajmau by NMCG letter no.F.No.pr-12012/7/2018/PPP/NMCG dated 02.08.2021. Ultimately 43 MLD Jajmau phase-II facilities were takeover by KRMPL conditionally on 25.08.2021. COD for 43 MLD Jajmau phase-II has been declared as per UPJN letter No 144/M-23/4 dated 14.12.2021. The KRMPL has submitted the list of staff deployed for proper O&M of 43 MLD Jajmau phase-II facilities as per KRMPL letter No 1920 dated 16.11.2021 and PE STC commented for manpower qualification & experience for plants under O&M as per STC letter No 1272 dated 18.11.2021.

It has been observed that O&M of 43 MLD Jajmau phase-II is not up to the mark from handover date.

- **Parmiya Nala IPS 3.5 MLD** Handover Date-25.08.2021
- **Shishamau IPS (Khalasi Lane Chouraha) 45 MLD** Handover Date- 25.08.2021

1. Parmiya Nala IPS

1. This IPS is in overflow/Bypass condition since Handover.
2. KRMPL did not take any necessary action to preventing overflow condition.
3. KRMPL is not maintaining proper O&M.
4. Calibration of flow meter are not arranging by KRMPL.
5. Material Inward and outward registers has not maintained properly by KRMPL.
6. Log book of pumps and DG set are not being maintained by KRMPL.
7. KRMPL has not arranged adequate number of staff (Operators, Sweepers and relievers) for proper O&M of IPS and attendance register manipulated staff details.

2. Shishamau IPS (Khalasi Lane Chouraha)

1. ED (T) instructed to KRMPL regarding 2 Nos. additional pumps as spares are required to supply at site to handle any breakdown and quickly swap them.
 2. This IPS is not in overflow/Bypass condition
 3. KRMPL did not operate IPS pumps properly during peak hour.
 4. Calibration of flow meter are not arranging by KRMPL.
 5. Material Inward and outward registers has not maintained properly by KRMPL.
 6. Log book of pumps and DG set are not being maintained by KRMPL.
 7. KRMPL has not arranged adequate number of staff (Operators, Sweepers and relievers) for proper O&M of IPS and attendance register manipulated staff details.
- O&M of 43mldstp plant Phase 1 and their facilities found unsatisfactory during site visit of NMCG, SMCB, CPCB, UPPCB, District level Officials UPJN and STC officials and intimate to KRMPL taken necessary action to avoid overflow/By-Pass condition..
 - NMCG has instructed to KRMPL that “MAGH MELA” is ongoing to start from Jan 2022, No untreated sewage should be flow to river Ganga.
 - During site visit of ED (T) on 12.04.2022 at Jajmau facilities it was clarified that handover note of 43 MLD STP will consider “Null & void”. Hence KRMPL will install all the E&M at

site according to CA.

Following points are to be addressed by the KRMPL:-

i. Compliance of Inspection Reports.

PE/UPJN/NMCG inspected 43 MLD STP Jajmau Phase-II on the following dates:-

Compliance of the above inspection reports have not been submitted by KRMPL yet.

S.N	Inspection done dated	Description of Inspection details	Compliances reports status
1.	21.09.2021	Inspection report issued on 30.09.2021	Not complied by KRMPL
2.	30.09.2021	Inspection report issued on 01.10.2021	Not complied by KRMPL
3.	08.10.2021,	Inspection report issued on 30.10.2021	Not complied by KRMPL
4.	25.10.2021	Inspection report issued on 30.10.2021	Not complied by KRMPL
5.	28.10.2021	Inspection report issued on 30.10.2021	Not complied by KRMPL
6.	27.11.2021	Inspection report issued on 30.11.2021(enclosed)	Not complied by KRMPL
7.	ED (Technical) Mr. D.P Mathuria inspected on 08.10.2021 and ED(Project) Mr. Ashok Kumar Singh, IAS inspected on 10.10.2021.MOM of Both inspection has been issued by STC Letter No.1215 dated 27.10.2021		
8.	Ms. Nidhi Dwivedi, Project Officer (Technical), NMCG, Mr. Bhaskar Ray, TL and Mr. Dinesh Chamoli, O&M Expert, PMC inspected site on 28.10.2021.		
9.	15.12.2021	Inspection report issued on 27.12.2021 for 43 MLD STP IPS facilities Jajmau	Not complied by KRMPL
10.	21.12.2021		
11.	10.12.2021	Inspection report issued on 27.12.2021 for 43 MLD STP Jajmau Phase II	Not complied by KRMPL
12.	16.12.2021		
13.	20.12.2021		
14.	21.12.2021		
15.	18.01.2022	Inspection report issued on 31.01.2022 for 43 MLD STP Jajmau Phase II.	Not complied by KRMPL
16.	15.02.2022	Inspection report issued on 25.02.2022 and 28.02.2022	Not complied by KRMPL
17.	16.02.2022		

18.	25.02.2022		
19.	15.03.2022	Inspection report issued on 26.03.2022 and 02.04.2022	Not complied by KRMPL
20.	30.03.2022		
21.	07.04.2022	Inspection report issued on 07.04.2022 for 43 MLD Phase-II IPSs facilities	Not complied by KRMPL
22.	12.04.2022	ED(T) Shri D.P Mathuria and Shri Rajat Kumar Gupta(SWMS) visited at Jajmau site on 12.04.2022	
23.	19.04.2022	Inspection report issued on 20.04.2022 for 43 MLD STP Jajmau Phase II	

ii. O&M Manual

- KRMPL has resubmitted the O&M manual and PE compliance for 43 MLD STP vide KRMPL letter no 2411 dated 26.04.2022 received our office on 29.04.2022, PE reviewed the compliances of revised O&M manual and issued a letter of O&M manual for recommendation of approval vide PE letter no.1590 dated 29.04.2022
- KRMPL has submitted revised Schedule Maintenance plan for first year of 43 MLD Jajmau Phase-II facilities vide KRMPL letter no.2406 dated 23.04.2022, PE reviewed and submitted comments on revised Schedule Maintenance plan vide PE letter no.1597 dated 02.05.2022. KRMPL is yet to resubmit Schedule Maintenance plan after incorporating comments given by PE.

iii. Insurance Policies

- UPJN provided insurance appreciated value of 43 MLD Jajmau Facilities Phase II for the year of 2021-2022 is Rs. 6675.10 Lakh as per UPJN vide Letter No 180/w-4/42 dated 29.12.2021.
- KRMPL has submitted a letter for industrial all risk insurance policies that they have applied for IAR policy for 43 MLD STP and IPSs vide KRMPL letter no.2417 dated 29.04.2022. Notarized copies of insurance policies have not been submitted by KRMPL yet for Insurance policy.

iv. Monthly Activity Report

- KRMPL has submitted Monthly performance report vide KRMPL letter no 2263 dated on 08.04.2022 received our office at 09.04.2022 for the month of March of 43 MLD Jajmau Phase-II.
- After review PE has given comments on Monthly performance report for 43 MLD Jajmau Phase-II vide PE letter no. 1568 dated 19.04.2022. KRMPL is yet to resubmit Monthly performance report for the month of January 2022 after incorporating comments on compliance report given by PE.

v. Mechanical Screens (Fine Screens)

- Both Mechanical screens & conveyer belt found non-operational every time when officials of PE/UPJN visited the site. It was started when asked by the visiting team.
- Auto System of both Mechanical Screens has not been repaired by KRMPL yet.
- Fine screen no.02 operational since 11.04.2022.
- Concessionaire promised automation of mechanical screens of 43 MLD STP within a week during the visit of ED (technical) on 08.10.2021. But no action has been taken up by KRMPL.

vi. Grit removal System

- Grit removal system is functional but classifier system is not functional since handover.
- Most of the time it was found that total flow was being bypassed. Concessionaire promised to rectify the grit classifier of 43 MLD STP within 7 days during the visit of ED (technical) on 08.10.2021. But no action has been taken up by KRMPL.
- KRMPL has started to repair the grit classifier system during 08.03.2022 to 17.03.2022 but KRMPL has not repaired properly.

xxv. Flow meter

- Log book of flow meter are not maintain by KRMPL properly.
- Power backup arrangement has not arranged by KRMPL.

xxvi. Primary sedimentation Tank

- Primary sludge wastage is not adequate due to which excessive gas bubbles were found on the surface of the clarifier. KRMPL needs to arrange proper sludge disposal system.
- Cleaning work of PST need to be done.
- Cracks repairing work need to be done.
- Painting work needs to be done.
- "V" notch need to replace.
- Hand railing work needs to be paint.
- Alignment need to be rectified for PST.
- Log book need to be maintained.

xxvii. Sludge Digester System

- Sludge digested system is not in working condition since handover.
- Digester Need to be cleaned.
- Civil Leakage need to be repaired.
- Pressure relives valve need to be calibration.
- All four nos. of motors need to be repaired.
- Canopies need to be replaced.
- HDPE gas pipe line need to be proper support.

xxviii. Air Blower system

- Air blower no 2 is non-operational since 15.03.2022.KRMPL has not taken any necessary action for proper functional.

xxix. Centrifuge system

- Both Centrifuges needs to be repair.

- Need to be overhauled & servicing.
- Pipe support shall be installed properly for sludge feed line and dosing line.

xxx. Sludge Thickener

- Need to be Overhaul and servicing.
- Need to be Clean weir plates
- Sludge cleaning need to be done.
- Need to be painted.

xxxi. Final Sedimentation Tank

- Cleaning work need to be done.
- Painting work needs to be done.
- Alignment of Mechanism needs to be rectified.
- "V" notch need to be replaced.

xxxii. Disposal Sludge

- Disposal of sludge is to be done by the KRMPL as per UPPCB norms.

xxxiii. DG set(Power Backup)

- In present there is no power backup at site since handover. At the time of power cut whole plant goes to shutdown in all respect. PE has submitted their suggestion to UP Jal Nigam to direct the concessionaire to installed DG set & RTLOMS system vide STC letter no. 898 dated 11.06.2021.
- ED (Technical) directed KRMPL during site visit of 12.04.2022 at Jajmau facilities to provided Power backup as per CA article 8.7(b) and 8.4(b).KRMPL has not taken any action.

xxxiv. RTOLMS:-

- ED (T) instructed KRMPL to submit QAP and Technical data sheet on 18.04.2022 with sensors (pH, temperature, COD, TSS, Flow, etc) and will install them at the earliest. KRMPL has not submitted any QAP and technical data sheet till date.

xxxv. Chlorination system:-

- ED(T) instructed KRMPL regarding arrangement of temporary chlorination system at earliest on 12.04.2022 during site visit of Jajmau facilities.

xxxvi. Joint sampling and testing by NABL Lab

- Testing reports from Spectra research Lab ventures (P) Ltd. of the Joint sample taken on 28.08.2021,04.09.20.11.09.2021,18.09.2021,25.09.2021,02.10.2021,09.10.2021,16.10.2021, 23.10.2021, 06.11.2021, 27.11.2021 and 31.12.2021 test report yet not submitted by concessionaire.
- Shri Ram Institute for Industrial Research New Delhi of the joint sample taken on 3-4th Dec 2021,16-17th Dec 2021,22-23th Dec 2021,31th Dec 2021,7th January 2022,13th January 2022,21th January 2022,28th January 2022 with UPJN,STC and KRMPL representatives and result submitted by KRMPL.
- Joint sample taken by IIT Kanpur on 29.01.2022 and their results submitted by KRMPL vide their letter no. 2230 dated 23.02.22
- UPJN instructed KRMPL to discontinue weekly sampling & testing from M/S Shriram

labs as the test results of Shriram labs is very much different from others and directed KRMPL to conduct weekly sampling & testing from IIT Kanpur from February 2022 onwards instead of M/S Shriram labs but KRMPL is still continuing to get sampling and testing done by Shriram labs. The weekly results submitted for the month of feb 2022 have not been considered as per instruction of UPJN.

- KRMPL has not started the weekly sampling & testing to be done by IIT Kanpur as per instructions of UPJN for the month of February 2022 , March 2022 and april 2022.

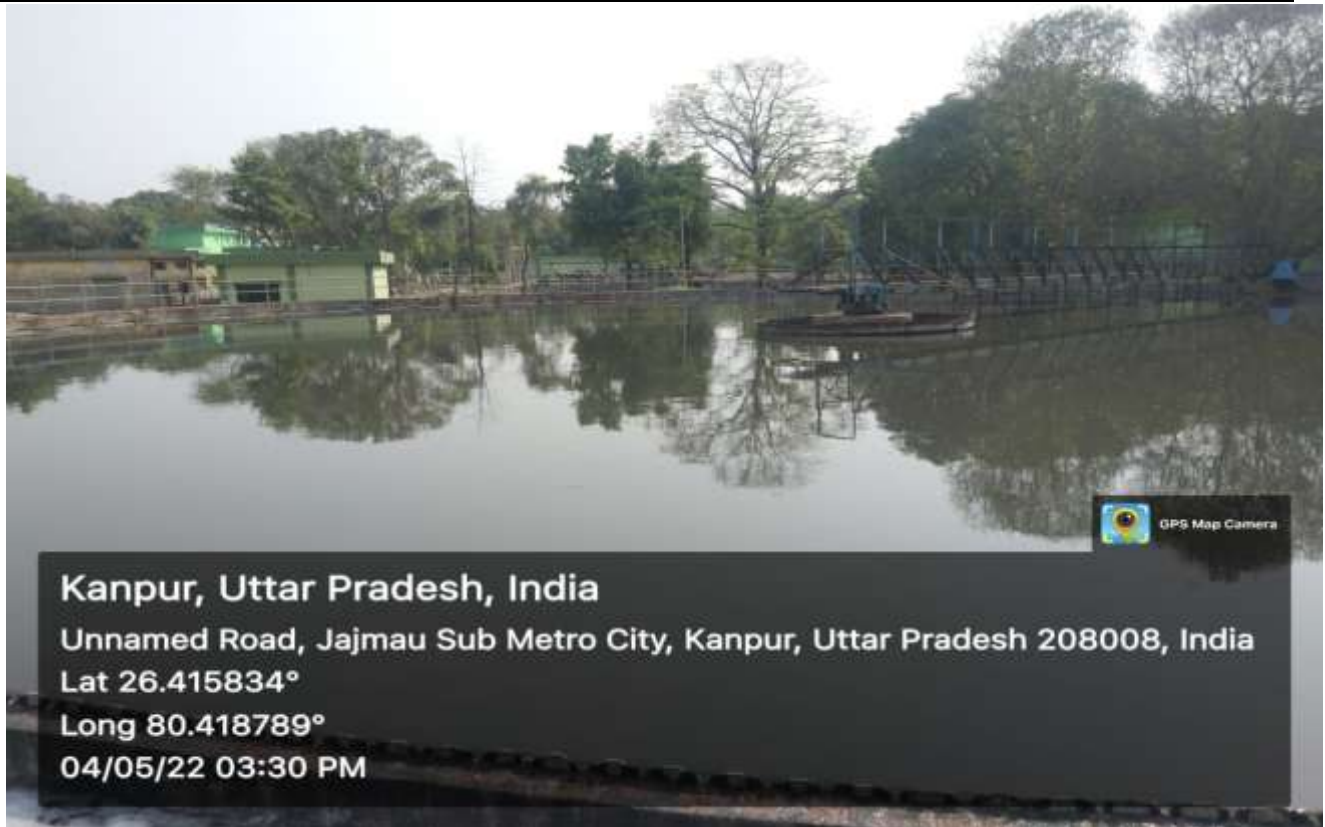
xxxvii. KPIs Adherence Report:-

- As per the direction given by PM-1 UPJN, KPI adherence report of 43 MLD STP Jajmau Phase II from Feb. 2022 months onward, will be sent on the basis of IIT Kanpur test reports.
- In this regard, STC letter no. 1469, 1505 & 1523 dated 28.02.2022, 21.03.2022 & 31.03.2022 respectively, may be referred.
- KRMPL has not submitted IIT Kanpur test reports for the month of February, March 2022 and April 2022. Hence it is not possible for PE to send KPI adherence report till the submission of IIT Kanpur test reports.

Site photographs of 43 MLD STP Jajmau



Primary sedimentation tank is in under O&M



Final sedimentation tank is in under O&M



Overflow condition at Parmiya IPS



Non –overflow condition at Shishamau IPS

Annexure : Monthly Activity Report of 43 MLD STP Jajmau and facilities Phase II for March 2022 submitted by KRMPL

Attached separately

Annexure: Site Inspection Reports for the Month of April-2022 (43 MLD STP Jajmau Phase II)

Attached separately

Annexure: Site Inspection Reports for the Month of April -2022 (43 MLD STP IPS Jajmau Phase II)

Attached separately

7.3 210 MLD BINGAWAN STP

The schedule date of handover of 210 MLD Bingawan Facilities as per CA was 01/04/2019 but actually could be handed over on 08/07/2019. From handover date itself it was observed and informed from time to time to Concessionaire that the operation and maintenance of the plant was not up to the mark. Commercial Operation Date of Bingawan facility declared by UPJN as 10.08.2020 vide their letter no. 2324/w-37/100 dated 10.09.2020.

Renovation (Installation of RTOLMS and rectification of pumps) completion certificate have been issued by UPJN as 10.08.2020 vide their letter no. 2033/w-37/67 dated 18.08.2020 but calibration certificate with witness certificate is yet to be submitted by KRMPL. During NMCG meeting dated 11.04.2022, ED (T) directed KRMPL that under RTOLMS, all equipments and instruments including flow meters at the inlet & outlet of Bingawan STP, are in the scope of KRMPL to install and commission. Apart from this, ED (T) directed KRMPL that PLC & SCADA have also to be installed by KRMPL All of these are in the scope of KRMPL. Out of 2 nos. electro-magnetic flow meters in inlet, 01 no. was installed after rectification at site and it was synchronised with RTOLMS but at present it is non-functional and not calibrated. Calibration report needs to be provided. Other 2nd no. electro-magnetic flow meter has not been installed yet.

Following points need to be addressed:-

I. Compliance of Inspection Reports

- PE/UPJN inspected 210 MLD Bingawan facilities on the following dates
 1. 12.11.2020- Inspection report issued on 21.11.2020
 2. 02.01.2021- Inspection report issued on 19.01.2021
 3. 02.02.2021- Inspection report issued on 04.02.2021
 4. 15.06.2021- Inspection report issued on 23.06.2021
 5. 12.07.2021- Inspection report issued on 20.07.2021
 6. 06.08.2021- Inspection report issued on 10.08.2021
 7. 18.08.2021
 8. 25.08.2021
 9. 26.08.2021
 10. 31.08.2021
 11. 10.10.2021
 12. 26.10.2021
 13. 29.10.2021
 14. 16.12.2021 - STP Inspection report issued on 24.12.2021.
 15. 22.01.2022
 16. 25.01.2022
 17. 27.01.2022
 18. 20.01.2022- IPS Inspection report issued on 31.01.2022.
 19. 18.02.2022
- } Inspection report issued on 31.08.2021
 } Inspection report issued on 31.10.2021.
 } STP Inspection report issued on 31.01.2022.
 } STP Inspection report issued on 28.02.2022.

20. 22.02.2022
21. 26.02.2022- IPS Inspection report issued on 28.02.2022.
22. 25.03.2022- STP Inspection report issued on 31.03.2022.
23. 31.03.2022- IPS Inspection report issued on 02.04.2022.
24. 11.04.2022- STP Inspection report issued on 16.04.2022.
25. 27.04.2022- IPS Inspection report issued on 30.04.2022.

Compliance of the above inspection reports have not been submitted by KRMPL yet.

26. Bingawan STP's inspection done on 26.11.2021 and inspection report issued on 29.11.2021

Compliance of the above inspection report was submitted by KRMPL vide KRMPL letter no. 2056 dated 30.12.2021 (received on 31.12.2021) which was verified by PE & UPJN and it was found that some of the items informed rectified by KRMPL but found not rectified. It shows that KRMPL submitting false and misleading compliance report.

27. Bingawan IPS's inspection done on 24.11.2021 & 14.12.2021, 29.12.2021 and inspection reports issued on 29.11.2021 & 30.12.2021 respectively.

Compliance of the above inspection reports was submitted by KRMPL vide KRMPL letter no. 2123 & 2127 which was verified by PE and it was found that only dates are being proposed by KRMPL and compliance still pending.

- Since 28th January 2020, rectifications of various defects indicated in different inspection reports have not been done by the KRMPL and they are extending dates continuously every month which is clear from the inspection report of April 2022 of Bingawan facilities (Copy of inspection report enclosed.)

II. O&M Manual

- Revised O&M manual of Bingawan has been approved by UPJN on 24.08.2020.

III. Insurance Policies

- STC insurance expert report has been submitted and KRMPL was required to submit all insurance policies according to advice of STC insurance expert.
- Again, KRMPL has submitted industrial all risk insurance policy vide its letter no. 1958 dated 18.11.2021 for year 2nd (i.e, Nov. 2020 to Nov. 2021) without enhancement of the insured amount by 5 % and without including the cost of RTOLMS.
- KRMPL has not yet submitted the revised Insurance Policies for year 2nd (i.e, Nov. 2020 to Nov. 2021) incorporating the points raised in STC letter no. 1325A.
- KRMPL has submitted industrial all risk insurance policy vide its letter no. 2009 for year 3rd (i.e, Nov. 2021 to Nov. 2022). On a total, the value of IAR policy has to be increased to Rs 284,00,40.000/- (i.e, 10.25 % to that of 1st yr. value, considering 5% increment to 1st yr value & then 5% increment to that of 2nd yr. value) excluding

RTOLMS value but the submitted IAR policy value is Rs 280,65,44,000/- which is only 8.95% to that of 1st yr. value. Apart from the above, the cost of RTOLMS was to be included in the industrial all risk insurance policy but not included yet. On this, STC has issued a letter no. 1351 for compliance.

- Again KRMPL has submitted letter no. 2069 on which PE has issued a detailed explanation letter no. 1387 along with detailed attachment for compliance. All the issues had already been thoroughly mentioned in past PE's letter no. 1325A & 1351 but instead of complying them, KRMPL is providing misleading information.
- KRMPL has submitted revised IAR policy vide KRMPL letter no. 2259 after correcting the address of Sajari only, rest points of PE letter no. 1387 dated 12.01.2022 are still not complied. PE has issued letter no. 1502 dated 14.03.2022 explaining the above.
- KRMPL has issued letter no. 2298 dated 16.03.2022 to which PE letter no. 1519 dated 30.03.2022 may be referred.

IV. MPS

- Mechanical coarse screen no. 2 which was non-functional since 03.02.2021 and finally made functional on 22.02.2022. This screen was found non-operational from 24.03.2022 but after 2 to 3 days, again made operational.
- Mechanical coarse screen no. 1 is only running but not functional since 28.01.2020. Screen is to be aligned completely which is still to be done.

In the meeting dated 11.04.2022, ED (T) NMCG directed KRMPL to rectify the issues till 18.04.2022 but not rectified yet.

- Out of 12 nos. pumps installed, 2 nos. of pumps i.e., pump no. 4 & 7 are not working and 2 nos. of pumps i.e., pump no. 8 which was non-operational since 28.07.2021 and repaired on 24.02.2022 & pump no. 11 are still producing uneven sounding issue. For 130 MLD flow, at least 5 pumps are required to be operated during peak periods but KRMPL is operating only 2 pumps till 11:00am and 4 pumps after 11:00 am, resulting in reverse flow and only 100 MLD sewage is being treated in the plant.

In the meeting dated 11.04.2022, ED (T) NMCG directed KRMPL to rectify the issue till 21.04.2022 but not rectified yet.

- MPS sump level transmitters are not working properly and its calibration is still pending.
- KRMPL had promised to complete Butterfly valve chamber near MPS by 15.08.2021 but still some finishing works etc are pending.

V. Inlet Chamber

- Out of 3 nos. fine mechanical screen, all are non functional since 28.01.2020.

In the meeting dated 11.04.2022, ED (T) NMCG directed KRMPL to rectify the issue till 18.04.2022 but not rectified yet.

- Out of 04 grit removal system, Grit classifier no. 1, 2 & 3 are not functioning properly.
- Parshall flume ultrasonic level sensor along with measuring scale had not been installed yet since handover dated 08.07.2019.
- Some of the leakages in Civil Structure have not been attended by KRMPL.

VI. Cleaning and reactivation of UASB Reactors

All the KPIs excluding TSS are not being met during the month of March 2022 as per KRMPL's report. There is huge difference between KRMPL lab results and NABL lab results/ IIT Kanpur lab results. Out of 16 reactors, 11 nos. of UASB reactors (i.e. reactor no. 1, 2, 3, 4, 8, 5, 12, 9, 10, 6 & 11) have been cleaned & refilled for reactivation. Sludge blankets are still not formed in the above reactors. Reactor no. 6 was taken up for cleaning from April 2021 and has finally been cleaned in Jan. 2022. Reactors no. 9, 10 & 11 were taken up for cleaning in July 2021, from which Reactor no. 9 & 10 were cleaned in Dec. 2021 & Reactor no. 11 was cleaned on 25.04.2022. Reactor no.16 has been taken up for cleaning from Sept. 2021, Reactor no. 14 has been taken up for cleaning from 30.11.2021 (Nov. 2021), Reactor no. 15 has been taken up for cleaning from 03.01.2022 (Jan. 2022).

From July-2021 only six reactors i.e., reactor no. 5, 12, 9, 10, 6 & 11 have been cleaned till date.

KRMPL had promised to clean reactor no. 11 till 31.12.2021, reactor no. 15 & 16 till 31.01.2022 & 15.01.2022, reactor no. 13 & 14 till 28.02.2022 & 15.02.2022 respectively vide KRMPL letter dated 11.10.2021. Again KRMPL vide its letter no. 1840 dated 26.10.2021, promised to clean reactor no. 11 till 15.12.2021, reactor no. 16 till 31.01.2022, reactor no. 15 till 15.02.2022, reactor no. 13 & 14 till 31.03.2022 & 15.03.2022 respectively but till date out of the above 5 reactors, only one reactor (i.e. reactor no. 11) has been cleaned.

During NMCG meeting dated 17.02.2022, KRMPL promised to clean 5 UASB reactors i.e, one reactor in February 2022, 2 reactors in March 2022 & 2 reactors in April 2022 but out of the 5 reactors, only one reactor i.e., reactor no. 11 has been cleaned till date.

During NMCG meeting dated 11.04.2022, KRMPL again promised to complete one reactor till 16.04.2022 and rest 4 reactors till May 2022.

ED (T) directed KRMPL to submit a detailed revised schedule for the completion of remaining UASB reactors ASAP but no schedule has been submitted by KRMPL yet.

VII. Aeration Lagoon & Final Polishing Unit

Aeration lagoons are filled with sludge and now the sludge can be seen above the surface water level of aeration lagoon also which is clearly mentioned and shown with picture in PE's Jan. 2022, Feb. 2022, Mar. 2022 & April 2022 inspection reports.

Final polishing units are completely filled with sludge and it can be clearly seen above surface water level of the unit.

During NMCG meeting dated 11.04.2022, ED (T) NMCG directed KRMPL to submit cleaning schedule of aeration lagoon & final polishing pond within 7 days (i.e. 18.04.2022).

KRMPL has submitted the cleaning schedule of aeration lagoon & final polishing pond vide KRMPL letter no. 2407 dated 23.04.2022 received at STC office on 26.04.2022. In the submittal, KRMPL is taking 10 days (from 09.05.2022 to 18.05.2022) for cleaning of polishing

pond tank no. 1 and 42 days (from 20.06.2022 to 31.07.2022) for cleaning of polishing pond tank no. 2. It is not clear why the 2nd polishing tank, which is of similar size as the other, and is equally filled with sludge, will take 4 times longer to clean. Apart from this, KRMPL is proposing to clean one aeration lagoon at a time out of 2. Bypass arrangement for aeration lagoon is being prepared/ constructed just because cleaning of one aeration lagoon out of 2 at a time, is not possible due to a hole in the partition wall between aeration lagoons, as claimed by KRMPL. Hence, for the same reason, taking aeration lagoon for cleaning one at a time may not work. Both aeration lagoons may need to be taken for cleaning simultaneously.

In the meeting dated 11.04.2022, ED (T) NMCG directed KRMPL to submit complete and detailed plan & schedule for bypass line within 7 days (i.e., 18.04.2022).

KRMPL has submitted plan for bypass arrangement vide KRMPL letter no. 2412 dated 28.04.2022. PE review on this is in progress.

Out of 18 aerators, most of the time, 3 to 4 aerators are out of order. During April 2022 months inspection, 4 aerators are non-operational.

VIII. Belt Filter Press

Out of 3 nos. of Belt Filter Press (BFP) system, BFP no. 1 which was non-operational since 23.09.2021 is made operational on 22.02.2022. All 3 nos. of BFPs are operational. Out of 3 nos. poly dosing pumps installed, 1 no. is not in working condition due to diaphragm portion fully damaged. This matter has been pending since 07.10.2020.

For disposal of sludge, only two trolleys and two tractors are available. One spare trolley is required for the time when one trolley goes for disposal.

IX. Chlorination System

- The missing tonners were finally brought at site on 11.12.2021 which were missing since handover dated 08.07.2019.
- Chlorine dosing is not found proper as per the flow. In the month of Oct. 2021, Nov. 2021, Dec. 2021 & Jan. 2022; 6055.3 kg, 4885.95 Kg, 1250.75 kg & 1076.25 kg respectively of chlorine has been consumed less than required (@ 5ppm). Chlorine dosing rate to be calculated to control fecal coliform within limit and accordingly chlorine dosing should be adjusted.
- As of now, chlorine dosing has not been improved yet and the same was observed by CE, UPJN also during his visit to 210 MLD Bingawan STP on 29.01.2022 and he also observed that the chlorine dosing is not proper. Mr Ajay Kanaujia (Chemist, UPJN) get the chlorine tested in his presence on 19.01.2022 & 25.01.2022 and found zero chlorine in the treated effluent (PE's letter no. 1406 dated 25.01.2022 may be referred regarding this issue). Also on 02.02.2022 and on various inspection dates in Feb. 2022, chlorine concentration was checked in presence of UPJN & PE officials and still found zero chlorine in the treated effluent.

- During site inspection on dated 22.02.2022, when UPJN & PE get the tonners wt. measured on dated 22.02.2022, chlorine was found 3730 kg but the chlorine entry at the end of previous day was written as 3355 kg. It means that KRMPL is not doing chlorine dosing and falsely showing consumption of chlorine in their record.
- The chlorination system was found not working properly since long back and still not rectified resulting in insufficient chlorine dosing.
- KRMPL is doing sodium hypochlorite solution dosing which is also not proper as per the requirement and residual chlorine at the injection point of sodium hypochlorite solution dosing was also found zero. Also no record of sodium hypochlorite solution consumption is being maintained by KRMPL.
- PE got the chlorine tested in his presence on 25.03.2022 and the residual Chlorine measured at the injection points was found to be 0.1 mg/l and 0.0 mg/l in the treated effluent at all other points.
- Further it should be noted that the logistics (record keeping, consumption) of the Chlorine cylinders at site is questionable due to the fact that STC has found the gate entry records of Chlorine Cylinders in March 2022 show two deliveries (04/03/22 & 23/03/22) whereas the Chlorine Stock Register in the Chlorination Room shows 9 entries (2nd, 4th, 7th, 11th, 15th, 18th, 21st, 23rd & 24th of March 2022) clearly indicating mismatch of records. PE's letter no. 1520 dated 30.03.2022 may be referred regarding above issues.
- During NMCG meeting dated 11.04.2022, PE informed ED (T) that KRMPL is dosing insufficient chlorine resulting in not meeting Fecal coliform within permissible limit. Chlorination system is not working from months and till date, the system has not been rectified. On this, KRMPL informed ED (T) that the spares of the system will arrive on 12.04.2022 and then after the system will be rectified but KRMPL was unable to propose any date for the rectification of chlorination system.

ED (T) raised concern and instructed UPPCB for auditing chlorine dosing & fecal coliform in treated effluent.

X. Sludge Disposal

As instructed by ED (Technical) on 08.10.2021 & 11.04.2022 that sludge disposal is to be done as per norms of UPPCB. KRMPL and UPJN are required to follow the norms of UPPCB for disposal of sludge. Before disposal, analysis of sludge is to be done for heavy metals as directed by ED (Technical).

KRMPL was given the place of disposal by UPJN behind Polishing pond but KRMPL is disposing sludge near BFP and at other locations inside the plant without any permission.

XI. Joint Sampling and Testing by NABL Lab.

- Testing reports from Spectra research Lab ventures (P) Ltd. of the Joint sample taken on 29.09.2020, 16.10.2020, 18.03.2021, 09.04.2021, 15.07.2021, 30.07.2021, 27.11.2021 have not been submitted by concessionaire.
- KRMPL has started taking weekly samples from August 2021.

- KRMPL has started weekly sample testing by NABL accredited Sri Ram Labs from Dec. 2021.
- UPJN instructed KRMPL to discontinue weekly sampling & testing from M/s Sriram labs as the test results of Sriram labs is very much different from others and directed KRMPL to conduct weekly sampling & testing from IIT Kanpur from February 2022 onwards instead of M/s Sriram labs but KRMPL is still continuing to get sampling and testing done by Sriram labs. The weekly results submitted for the month of Feb. 2022 have not been considered as per instructions of UPJN.
- KRMPL has not started the weekly sampling & testing to be done by IIT Kanpur as per instructions of UPJN for the month of February 2022, March 2022 & April 2022.
- During NMCG meeting dated 11.04.2022, KRMPL demonstrated that M/s Sriram lab is highly recognised laboratory. On this ED (T) rejected the statement of KRMPL and clarified that the results of M/s Sriram laboratory are misleading and can't be trusted. ED (T) stated that CPCB, UPPCB results will be believed in this matter.

XII. Gas Holder

- Out of 2 nos. gas holder installed, Gas holder no. 1 which was not in working condition since 28.01.2020 has now been made operational on 18.02.2022.
- Pressure gauge and level indicator have still not been provided on the gas holders which are pending since 28.01.2020.

XIII. Gas Scrubber Unit

- Scrubber is not working since 28.01.2020.
- On 18.02.2022, PE & UPJN officials visited Bingawan STP and it was found that blowers before scrubber unit were not working. Inlet pipe line to scrubber unit is found leaking and huge water splashing was found from the leakage point which also indicates that moisture removal equipments of the gas generation system are not working properly and not able to remove moisture from the bio gas which may further damage the processing of the scrubber. Also, KRMPL was unable to get the pressure checked at the outlet of scrubber unit and no pressure gauge was available at the outlet of scrubber unit.
- UPJN letter no. 116/w-12/12 dated 28.02.2022 may please be referred regarding above.

XIV. Housekeeping:-

- On 08.07.2021, NMCG team instructed KRMPL for improvement in housekeeping works.
- Also in Oct. 2021, ED (Technical), ED (Projects) & Project Officer (T) of NMCG have visited the site and raised concern over not deploying enough man power for housekeeping works.
- No Improvement has been made in the housekeeping works. Needs to be done on regular basis.

XV. Outdoor Lights:-

- Some of the outdoor lights in the campus of 210 MLD STP have been replaced on 16.02.2022 but many outdoor lights are still to be replaced.

- In the meeting dated 11.04.2022, ED (T) NMCG directed KRMPL to install all lights within a day (i.e. 13.04.2022) and must ensure its 100% availability/ functioning but not replaced/ rectified yet by KRMPL.

XVI. Schedule Maintenance Works for 1st & 2nd year

- Schedule maintenance works as per approved O&M manual were to be started from 1/08/2020, but not started yet.
- KRMPL has not done any schedule maintenance works for year-1 as approved.
- 2nd year Schedule maintenance submitted by KRMPL vide letter no. 936 dated 19.02.2021. STC commented on Schedule maintenance vide letter no. 795 dated 15.04.2021. Schedule maintenance works are to be started after the plant is fully operational. Now again KRMPL has submitted the schedule maintenance plan for year 2nd vide KRMPL letter no. 1782 dated 29.09.2021 which is not to be considered till the plant is fully operational as the plant is in breakdown condition at present.
- Again KRMPL has submitted a letter no. 1887 dated 02.11.2021 for schedule maintenance programme on which we have issued a letter no. 1249 dated 09.11.2021, for making revision and resubmission of schedule maintenance programme year 02 after excluding breakdown maintenance items. KRMPL has not submitted the revised schedule maintenance programme year 02 yet.
- In the NMCG meeting dated 11.04.2022, ED (T) asked about the schedule maintenance works on which PE informed that KRMPL is only doing breakdown maintenance work and no schedule maintenance work are being done by KRMPL. PE informed that, STC letter no. 1249 dated 09.11.2021 had already been issued regarding submitting revised Schedule maintenance plan after removing breakdown maintenance works but till date the revised plan has not been submitted by KRMPL.

ED (T) directed KRMPL to submit revised schedule maintenance plan complying STC letter no. 1249 dated 09.11.2021 but till date, revised schedule maintenance plan has not been submitted by KRMPL.

XVII. KPIs Adherence Report

- PE again inspected KRMPL 210 MLD Bingawan lab on 25.03.2022 and observed that several instruction given by PE & NMCG team are still not being followed which is as follows;
 - a) Composite Sampling Containers were not placed in the refrigerator; instead it was placed at the sampling locations.
 - b) Labelling of sample bottles is not proper.
 - c) Calibration Tests of on-line instruments & Lab equipment are not performed.
 - d) Refrigerator was not in working condition which has been replaced with a new one and provided at site on 11.04.2022.
 - e) SOPs available at the lab are incomplete.
 - f) Fecal Coliform tests need to be validated due to huge variation with the 3rd party lab results.

- g) Recording of sampling date is improper (it is observed that the composite sampling initiated on 23/3/22 morning to 24/3/22 morning (24 hours) was labelled as 24/3/22).
- h) Chemists do not have adequate orientation and training (evident from the above lapses indicated in points 1 to 7). Also, the chemist was not able to explain the procedure being adopted for different tests being conducted in the lab.
- As per the direction given by PM-1 UPJN, KPI adherence report of Bingawan from Feb. 2022 months onward, will be sent on the basis of IIT Kanpur test reports.
 - In this regard, STC letter no. 1459, 1505 & 1523 dated 25.02.2022, 21.03.2022 & 31.03.2022 respectively, may be referred.
 - KRMPL has not submitted IIT Kanpur test reports for the month of February, March & April 2022. Hence it is not possible for PE to sent KPI adherence report till the submission of IIT Kanpur test reports.

Annexure: Monthly Activity Report of Bingawan for March 2022

Attached separately

Annexure: Site Inspection Report for the Month of April-2022 (Bingawan STP)

Attached separately

Annexure: Site Inspection Report for the Month of April-2022 (Bingawan IPS)

Attached separately

7.4 42 MLD SAJARI STP

42 MLD Sajari facilities were handed over to KRMPL on 29/05/2019 but as per CA schedule handing over date for Sajari Facilities is Effective Date i.e. 11/10/2019. Therefore, ultimate handing over date of Sajari has been treated as effective date i.e. 11.10.2019. Till Dec. 2019 KPIs (especially COD) of treated effluent was not under control and KRMPL was asked by NMCG to suggest improvements for COD to be within prescribed limit. KRMPL proposed to add one additional Aeration Tank. Mr. Madhav Kumar NMCG requested Mr. S. Kamaraju, Process Expert STC to visit the Sajari Plant to give his recommendations. Mr. S. Kamaraju Process Expert visited the Sajari Plant on 27-28 Dec 2019 and concluded that the Sajari Plant is designed for all 12 aerators to run without any standby but the plant was being run with 8 aerators only keeping 4 aerators as stand by. All the 12 aerators got functional on 04/01/2020 in the presence of Mr. J. P. Tripathi, O & M Engineer STC. After that it has been observed that since 04/01/2020 all the parameters of treated effluent are within prescribed limits except for the days when parameters of raw sewage are above the prescribed limits for which concessionaire is not responsible. Hence there is no need for any improvement in the plant as suggested by KRMPL.

Commercial Operation Date was declared as 20.06.2020 vide UPJN letter no. 1545/w-20/127 dated 17.06.2020 and again revised as 11.10.2019 i.e. effective date of the CA by UPJN vide their letter no. 2574/w-20/267 dated 26.09.2020. O&M charges from 11.10.2019 to sept.2020 have been paid to the concessionaire.

Following points are to be addressed by the KRMPL:-**i. Compliance of Inspection Reports.**

- PE/ UPJN Inspected 42 MLD Sajari facilities on the following dates
 1. 20.10.2021- IPS Inspection report issued on 25.10.2021
 2. 18.11.2021- IPS Inspection report issued on 27.11.2021
 3. 14.12.2021- IPS Inspection report issued on 24.12.2021
 4. 21.12.2021 } STP Inspection report issued on 30.12.2021
 5. 22.12.2021 }
 6. 11.01.2022- STP Inspection report issued on 17.01.2022.
 7. 20.01.2022- IPS Inspection report issued on 31.01.2022.
 8. 08.02.2022- STP Inspection report issued on 10.02.2022.
 9. 26.02.2022- IPS Inspection report issued on 28.02.2022.
 10. 07.03.2022- STP Inspection report issued on 08.03.2022.
 11. 31.03.2022- IPS Inspection report issued on 02.04.2022.
 12. 11.04.2022- STP Inspection report issued on 16.04.2022.
 13. 27.04.2022- IPS Inspection report issued on 30.04.2022.

Compliance of the above inspection reports have not been submitted by KRMPL yet.

14. STC STP inspection done on 12.10.2021, 27.10.2021, 29.10.2021 & 18.11.2021 and inspection reports issued on 31.10.2021 & 27.11.2021 respectively.

Compliance of the above inspection reports was submitted by KRMPL vide KRMPL letter no. 2037 & 2041 dated 23.12.2021 & 24.12.2021 (received on 28.12.2021) respectively, which was verified by STC and it was found that various items informed rectified by KRMPL, found not rectified. It shows that KRMPL submitting false and misleading compliance report. This has also been informed vide STC letter no. 1361 dated 30.12.2021.

Rectification of various defects indicated in different inspection reports from the start of the project has not been done by KRMPL and they are extending dates continuously every month.

ii. O&M Manual

O&M Manual already approved by UP Jal Nigam.

iii. Insurance Policies

- STC insurance expert report has been submitted and KRMPL was required to submit all insurance policies according to advice of STC insurance expert.
- Again, KRMPL has submitted industrial all risk insurance policy vide its letter no. 1958 for year 2nd (i.e. Nov. 2020 to Nov. 2021). Previously it was taken for 68.8 crore that was to be increased by 5% and cost of DG set and online monitoring system was to be included but instead of increasing and including the cost of DG set and online monitoring system, the insured value has been decreased from 68.8 crore to 49.19 crore, which is not acceptable.
- KRMPL has not yet submitted the revised Insurance Policies for year 2nd (i.e. Nov. 2020 to Nov. 2021) incorporating the points raised in STC letter no. 1325A.
- KRMPL has submitted industrial all risk insurance policy vide its letter no. 2009 for year 3rd (i.e. Nov. 2021 to Nov. 2022). In which, whether 5% increment to 1st yr value & then 5% increment to that of 2nd yr. value is considered or not in the submitted 3rd yr. IAR policy, is not clear from the submittal. Also, the value addition for DG set & OCEMS is not given separately and whether 5% increment was made or not on 2nd yr. value for DG set & OCEMS, is not clear. On this, STC has issued a letter no. 1351 for compliance.
- Again KRMPL has submitted letter no. 2069 on which PE has issued a detailed explanation letter no. 1387 along with detailed attachment for compliance. All the issues had already been thoroughly mentioned in past PE's letter no. 1325A & 1351 but instead of complying them, KRMPL is providing misleading information.
- KRMPL has submitted revised IAR policy of Sajari vide KRMPL letter no. 2259 after correcting the address of Sajari only, rest points of PE letter no. 1387 dated 12.01.2022 are still not complied. PE has issued letter no. 1502 dated 14.03.2022 explaining the above.
- KRMPL has issued letter no. 2298 dated 16.03.2022 to which PE letter no. 1519 dated 30.03.2022 may be referred.

iv. Performance of Plant

All KPIs were within prescribed limit since 04.01.2020 but concessionaire started operating one stream from 22.06.2021. KPIs are coming within prescribed limit from the month of Oct. 2021. KRMPL has started operating both the stream from 18.10.2021. Now, KRMPL started operating only one stream from 06.12.2021.

All KPIs are within prescribed limit excluding **fecal coliform** of treated effluent.

v. Mechanical Screens (Coarse & Fine Screens)

Auto system of one mechanical coarse screen has been installed but not functioning properly. Auto system of 2nd no. mechanical coarse screen is not installed yet. Auto system of both fine mechanical screens is not functional. This issue is long pending.

Mechanical coarse screen no. 1 was non-operational since 07.03.2022 and Mechanical coarse screen no. 2 was also found non-operational during our visit on dated 11.04.2022.

vi. Main pumping Station

- 1 Pump out of 5 is non-operational.
- Various Pressure gauges are not working properly and needs to be replaced and calibration certificate needs to be submitted.
- Electro-magnetic flow meter has been calibrated and the readings will be checked in the next inspection.

vii. Inlet Chamber

- Level sensors are not provided yet for mechanical fine screen atomization.
- Out of 02 grit removal system, Grit classifier no. 1 is not functioning properly.
- Parshall flume ultrasonic level sensor along with flow measuring chart had not been installed yet since handover dated 11.10.2019.

viii. Return Sludge Pump House

Return sludge pump no. 3 is non-operational since 09.12.2021 and the pressure gauge of pump no. 3 is not available.

ix. Chlorination System

- The missing tonners were finally brought at site on 11.12.2021 which was missing since 04.01.2020.
- Weighing machine is not available at site and the chlorine dosing entry is being made on theoretical calculation.
- Chlorination leak detecting device is not working since 31.07.2021.

x. Sludge Thickener

- After around 10 months of non-operational since 03.03.2021, Sludge thickener no. 2 was made operational on 07.01.2022.
- It has been observed that both the thickeners are only rotating and not thickening the sludge properly.
- It has been observed that both the thickeners are filled with sludge and influent is not properly treated by sludge thickener. It was observed that the sludge is being

overflowing through the weir plates and the scum settled on the thickeners surface was being found manually cleaning and discharging into the outlet launder. Also, at various points weir plate was found damaged & choked.

- Sludge thickeners are filled with sludge and proper sludge extraction is not being done by KRMPL.

xi. Gas Generators

- All 3 nos. of Gas Generators are in working condition but gas is available to operate only one gas generator for 3 to 4 hours a week.
- Bio gas flow meter is non-operational since months.

xii. Sludge Digester

- Out of 2 nos. sludge digester mixers installed, 01 no. (no.2) is not in working condition since June 2020. Also, EMF at the outlet of the digester installed is not in working condition.
- PE along with UPJN has inspected digester no. 2 on 11.01.2022 (PE's Letter no. 1385 should be referred regarding Digester no. 2 inspection) and it was found that the replaced impeller is colliding with the surrounding DI pipe which means installation work is not properly done which is required to be rectified. This is producing noise which may result in breakdown.
- KRMPL has again raised inspection call on 14.02.2022 on which PE along with UPJN have re-inspected digester no. 2 on 15.02.2022 (PE's Letter no. 1440 should be referred regarding Digester no. 2 re-inspection) and it was found that none of the issues raised by PE vide PE letter no. 1385 was complied by KRMPL.
- M/s Voltas Ltd. had inspected digester no. 2 on 07.03.2022 and submitted the inspection report vide KRMPL letter no. 2281 dated 07.03.2022. PE has reviewed the observation made in the inspection report of M/s Voltas Ltd. and recommended for consideration & acceptance as against point no. 2 in STC letter no. 1440 dated 16.02.2022. Rest issues like coal tar painting, rusted Nut bolt replacement etc were found not complied during PE visit to Sajari STP on 07.03.2022 & 31.03.2022. STC letter no. 1526 dated 01.04.2022 may be referred regarding the above.
- KRMPL has charged digester no. 2 without complying PE comments made in STC letter no. 1526 dated 01.04.2022.

xiii. Joint Sampling and Testing by NABL Lab.

- Testing reports from NABL accredited Laboratory Spectro Research Lab Ventures (P) Ltd of joint samples taken on 18.08.2020, 15.09.2020, 19.10.2020, 13.11.2021, 27.11.2021 have not been received yet.
- KRMPL has started weekly sample testing by NABL accredited Sri Ram Labs from Dec. 2021.
- UPJN instructed KRMPL to discontinue weekly sampling & testing from M/s Sriram labs as the test results of Sriram labs is very much different from others and directed KRMPL to conduct weekly sampling & testing from IIT Kanpur from February 2022 onwards instead of M/s Sriram labs but KRMPL is still continuing to get sampling and

testing done by Sriram labs. The weekly results submitted for the month of Feb. 2022 have not been considered as per instructions of UPJN.

- KRMPL has not started the weekly sampling & testing to be done by IIT Kanpur as per instructions of UPJN for the month of February 2022, March 2022 & April 2022.
- During NMCG meeting dated 11.04.2022, KRMPL demonstrated that M/s Sriram lab is highly recognised laboratory. On this ED (T) rejected the statement of KRMPL and clarified that the results of M/s Sriram laboratory are misleading and can't be trusted. ED (T) stated that CPCB, UPPCB results will be believed in this matter.

xiv. Power backup and Online Monitoring System

DG set for power backup handed over to KRMPL by UPJN on 08.08.2020. RTOLMS has been installed and calibrated, handing over is pending. Outlet Analyzer Panel with sensor installed at site and synchronized with RTOLMS.

xv. Sludge Disposal

- As instructed by ED (Technical) on 08.10.2021 & 11.04.2022 that sludge disposal is to be done as per norms of UPPCB. KRMPL and UPJN are required to follow the norms of UPPCB for disposal of sludge. Before disposal, analysis of sludge is to be done for heavy metals as directed by ED (Technical).
- Sludge drying beds are not being emptied as per cycle and sludge is not been disposed off regularly.
- From Nov. 2021, KRMPL has started emptying sludge drying beds and only 8 beds out of 18, are emptied and one bed is under process of emptying. Out of the 8 emptied beds, 3 beds are again filled with sludge and desludging is not being done.

xvi. Schedule Maintenance Programme

KRMPL has not done any schedule maintenance works as per approved O&M manual for the first year. KRMPL has submitted the schedule maintenance programmes for the 2nd year vide letter no.1135 dated 06.04.2021. PE commented on schedule maintenance programmes -2nd year vide letter no.788 dated 12.04.2021. KRMPL has submitted compliance report on schedule maintenance programmes -2nd year vide letter no.1266 dated 20.05.2021. UPJN instructed KRMPL to resubmit revised schedule maintenance program for year-2 for Sajari facilities incorporating the comments of PE vide letter no.1489/w-20/102 dated 09.06.2021 and start the works of schedule maintenance by taking shut down of one stream altogether. KRMPL has been operating only one stream from 22.06.2021 but no labour force has been deployed to start schedule maintenance work yet.

Both the streams had been started by KRMPL since 18.10.2021 without doing any schedule maintenance works. Now, KRMPL started operating only one stream from 06.12.2021. Still KRMPL has not started schedule maintenance works.

xvii. Outdoor Lights:-

- Various outdoor lights in the campus of 42 MLD STP is not working since long back.
- In the meeting dated 11.04.2022, ED (T) NMCG directed KRMPL to install all lights within a day (i.e. 13.04.2022) and must ensure its 100% availability/ functioning but not replaced/ rectified yet by KRMPL.

xviii. KPIs Adherence Report

- a. PE again inspected KRMPL 42 MLD Sajari lab on 31.03.2022 and observed that several instruction given by PE & NMCG team are still not being followed which is as follows;
 - a) Soxhelt apparatus is faulty with the temperature knobs not working properly (At least two out of five burners are not able to boil the samples to 150° C)
 - b) The chemist was not aware of COD temperature settling point for the Soxhelt apparatus.
 - c) The list of equipment working/not-working does not show adequate details about the condition of the equipment and details of repair/ replacement and calibration needs.
 - d) Material Safety Data Sheets (MSDS) of the chemicals being used in the laboratory are not available.
 - e) The measurement of residual D.O in aeration basins using portable D.O meter were not being done in-situ in the tank, instead were measured in the samples taken outside of these basins, could lead to erroneous results.
- b. As per the direction given by PM-1 UPJN, KPI adherence report of Sajari from Feb. 2022 months onward, will be sent on the basis of IIT Kanpur test reports.
- c. In this regard, STC letter no. 1459, 1505 & 1523 dated 25.02.2022, 21.03.2022 & 31.03.2022 respectively, may be referred.
- d. KRMPL has not submitted IIT Kanpur test reports for the month of February, March 2022 & April 2022. Hence it is not possible for PE to sent KPI adherence report till the submission of IIT Kanpur test reports.

Annexure: Monthly Activity Report of Sajari for March 2022

Attached separately

Annexure: Site Inspection Report for the Month of April 2022 (Sajari STP)

Attached separately

Annexure: Site Inspection Report for the Month of April 2022 (Sajari IPS)

Attached separately

8. STATUS OF BEP & OTHER DETAILS

Status of BEPs & other detail are given in following table 8.1:

Table 8.1: BEPs and Design & Drawings detail

SN	STP Facility	Status / Remarks				
		BEPs	Structure Design & Drawings	Sewer Network	Construction Plan	O&M
A	New Facilities					
i	30 MLD STP - Pankha	Approved	All Approved	Approved	Revised CP (R2) vetted by PE letter no. 832/13.05.2021. Approved by UPJN	-
ii	15 MLD STP - Unnao	Approved	All Approved	Approved	Revised CP vetted by PE letter no. 826A/10.05.2021. Approved by UPJN letter vide no. 1291/M-18/09 dated 31.05.2021.	-
iii	05 MLD STP – Shuklaganj	Approved	MPS, Sludge Thickener, GR, BW, SBR, SQ, CCT, Admin Building, Blower Room & Centrifuge vetted by PE & IIT (R), under approval at UPJN;	Vetted by STC letter no. 1052 dated 12.08.2021	CP vetted by PE letter no.865/25.05.2021. Approved by UPJN letter vide no. 1379/WS-97/152 dated 09.06.2021	-
B	Rehabilitation and O&M for 15 years					
i	130 MLD STP - Jajmau (Phase I)	Approved except Control philosophy	GA & RCC design & drawing of CCT & TEPH is approved	-	The Concessionaire has submitted renovation plan on dated 28.05.2021. Approved by UPJN letter no. 1632/W-30/57 dated 24.06.2021 after rectification by KRMPL and STC is recommendation vide letter no. 931A dated 22.06.2021	-
SN	STP Facility	O&M Manual		Schedule Maintenance Programme		Remarks
C	O&M for 15 years					
i	43 MLD STP - Jajmau (Phase II)	<ul style="list-style-type: none">KRMPL has resubmitted the O&M manual and PE compliance for 43 MLD STP vide KRMPL letter no 2411 dated 26.04.2022 received our office on 29.04.2022,PE reviewed the compliances of revised O&M manual and issued a letter of O&M manual of recommendation for approval vide PE letter no.1590 dated 29.04.2022KRMPL has submitted revised Schedule Maintenance plan for first year of 43 MLD Jajmau Phase-II facilities vide KRMPL letter no.2406 dated 23.04.2022,PE reviewed and submitted comments on revised				Handover Done

		Schedule Maintenance plan vide PE letter no.1597 dated 02.05.2022.KRMPL is yet to resubmit Schedule Maintenance plan after incorporating comments given by PE.		
ii	42 MLD STP - Sajari	Approved	KRMPL has taken closure of 1 stream for schedule maintenance works of year-1 and year-2 from 22.06.2021. But no labour force has been deployed to start schedule maintenance works yet. Both the streams had been started by KRMPL since 18.10.2021 without doing any schedule maintenance works. Now, KRMPL started operating only one stream from 06.12.2021. Housekeeping is not proper and needs improvement.	-
iii	210 MLD STP - Bingawan	Approved	<p>Schedule maintenance works as per approved O&M manual were to be started from 1/08/2020, but not started yet. 2nd year Schedule maintenance submitted by KRMPL vide letter no.936 dated 19.02.2021. STC commented on Schedule maintenance vide letter no.795 dated 15.04.2021. Schedule maintenance works are to be started after the plant is fully operational.</p> <p>Again KRMPL has submitted a letter no. 1887 dated 02.11.2021 for schedule maintenance programme on which we have issued a letter no. 1249 dated 09.11.2021, for making revision and resubmission of schedule maintenance programme year 02 after excluding breakdown maintenance items. KRMPL has not submitted the revised schedule maintenance programme year 02 yet.</p>	-

ANNEXURE

ANNEXURE 1: Progress of Work – HAM Project Kanpur

Date	Name of Activity#	Date of Receipt	Date of Approval (Vet/ Comment)	No. of day taken	Time as per contract (days)	Delay if any (No. of days) [7=6-5]	Reason for delay*	Key Personnel deployed	Man-days of each Key Personnel	Delay by Concessionaire	Reason for delay	Step taken by PE to avoid such delays	Remarks
(1)	(2)	(3)	(4)	(5)	(6)	(7)	(8)	(9)	(10)	(11)	(12)	(13)	(14)
01.04.2022	Regarding Installation of online monitoring system at all STP.	26.03.22 J-166/W-4/53	01.04.2022 S-1525	06	20	-	-	Dr. Giridhar J.P.Tripathi L.K.Rao Priyesh Satendra Ajay Rahul Anuj	1+1+1+1+1+1+1+1	-	-	-	Request UPJN to direct KRMPL to installed/upgrade include all parameters in the RTLOMS system as per CA.
01.04.2022	Inspection of Digester no.-2 at Sajari.	K-2281	01.04.2022 S-1526	-	20	-	-	Dr. Giridhar J.P.Tripathi Satish Pankaj Rohit	1+1+1+1+1	-	-	-	Inspection reports submit by PE.
02.04.2022	Submission of design drawing for Office cum Panel room at ICI Nallah IPS for 30 MLD STP Pankha facilities.	K-1929	02.04.2022 S-1527	-	20	-	-	Dr. Giridhar Priyesh Satendra	1+1+1	-	-	-	Recommended for your approval.
02.04.2022	Submission of RCC drawing of panel room for Sunder nagar IPS at 30 MLD STP Pankha facilities.	K-1952	02.04.2022 S-1528	-	20	-	-	Dr. Giridhar L.K.Rao Priyesh Satendra	1+1+1+1	-	-	-	Recommended for your approval.
02.04.2022	Submission of Road and Drain Layout for 30	30.03.22 K-2330	02.04.2022 S-1529	03	20	-	-	Dr. Giridhar Satish	1+1+1+1	-	-	-	Recommended for your approval.

Date	Name of Activity#	Date of Receipt	Date of Approval (Vet/ Comment)	No. of day taken	Time as per contract (days)	Delay if any (No. of days) [7=6-5]	Reason for delay*	Key Personnel deployed	Man-days of each Key Personnel	Delay by Concessionaire	Reason for delay	Step taken by PE to avoid such delays	Remarks
(1)	(2)	(3)	(4)	(5)	(6)	(7)	(8)	(9)	(10)	(11)	(12)	(13)	(14)
	MLD STP Pankha facilities.							Priyesh Satendra					
02.04.2022	Inspection report of associated works of 210 MLD Bingawan STP (IPS Rakhimandi, Munipurwa and Halwakhanda) for the inspection done on 31.03.2022.	-	02.04.2022 S-1530	-	20	-	-	J.P.Tripathi Pankaj Rohit	1+1+1	-	-	-	Inspection report submitted by PE.
02.04.2022	Inspection report of associated works of 42 MLD Sajari STP (IPS Chakeri and Sanigawan) for the inspection done on 31.03.2022.	-	02.04.2022 S-1531	-	20	-	-	J.P.Tripathi Pankaj Rohit	1+1+1	-	-	-	Inspection report submitted by PE.
02.04.2022	Inspection Report of 43 MLD Jajmau Phase 2, Inspection done on 30.03.2022	-	02.04.2022 S-1532	-	20	-	-	J.P.Tripathi Ajay Rahul Anuj	1+1+1+1	-	-	-	Inspection report submitted by PE.
02.04.2022	Inspection Report of 130 MLD Jajmau Phase 1 facilities, Inspection done on 02.04.2022	-	02.04.2022 S-1533	-	20	-	-	Dr. Giridhar Ajay Rahul Anuj	1+1+1+1	-	-	-	Inspection report submitted by PE.
02.04.2022	Inspection Report	-	02.04.2022	-	20	-	-	Dr.	1+1+1+1+1	-	-	-	Inspection report

Date	Name of Activity#	Date of Receipt	Date of Approval (Vet/ Comment)	No. of day taken	Time as per contract (days)	Delay if any (No. of days) [7=6-5]	Reason for delay*	Key Personnel deployed	Man-days of each Key Personnel	Delay by Concessionaire	Reason for delay	Step taken by PE to avoid such delays	Remarks
(1)	(2)	(3)	(4)	(5)	(6)	(7)	(8)	(9)	(10)	(11)	(12)	(13)	(14)
	of 30 MLD Pankha inspection done on 1 st April, 2022.		S-1534					Giridhar Priyesh Satendra Ajay Rahul					submitted by PE.
03.04.2022	Sunday												
04.04.2022	Charging of Digester no. 2 at Sajari.	02.04.22 K-2338	04.04.2022 S-1535	02	20	-	-	J.P.Tripathi L.K.Rao Pankaj Rohit Ajay Rahul Anuj	1+1+1+1+1+1	-	-	-	Request UPJN to take necessary action.
04.04.2022	Approval of RCC design & drawings for Unnao.	K-1959 K-1961	04.04.2022 S-1537	-	20	-	-	Dr. Giridhar Priyesh Satendra	1+1+1	-	-	-	Vetted and recommended for approval.
05.04.2022	Approval of Internal illumination for PCC and VCB panel room documents at Jajmau 130 MLD.	31.03.22 J-525/W-3/93	-	-	20	-	-	Dr. Giridhar J.P.Tripathi Prasoon L.K.Rao Priyesh Satendra Pankaj Rohit Ajay Rahul Anuj	1+1+1+1+1+1+1+1+1+1	-	-	-	Under review.
06.04.2022	Approval of Internal illumination for PCC and VCB panel room	31.03.22 J-525/W-3/93	06.04.2022 S-1538	06	20	-	-	Dr. Giridhar J.P.Tripathi Prasoon L.K.Rao	1+1+1+1+1+1+1+1+1	-	-	-	Recommended for approval with condition.

Date	Name of Activity#	Date of Receipt	Date of Approval (Vet/ Comment)	No. of day taken	Time as per contract (days)	Delay if any (No. of days) [7=6-5]	Reason for delay*	Key Personnel deployed	Man-days of each Key Personnel	Delay by Concessionaire	Reason for delay	Step taken by PE to avoid such delays	Remarks
(1)	(2)	(3)	(4)	(5)	(6)	(7)	(8)	(9)	(10)	(11)	(12)	(13)	(14)
	documents at Jajmau 130 MLD.							Priyesh Satendra Ajay Rahul Anuj					
06.04.2022	Regarding installation of Cable tray & LT Cable and Street light fixture work at 130 MLD STP Jajmau Phase- 1.	01.04.22 K- RFI	06.04.2022 S-1539	05	20	-	-	Dr. Giridhar J.P.Tripathi Pankaj Rohit Ajay Rahul Anuj	1+1+1+1+1+1	-	-	-	Inspection report of LT Cable and Cable tray and street light submit by PE.
07.04.2022	Submission of civil assignment drawing of transformer Foundation, HT VCB Panel room and metering room at 5 MLD STP Shuklaganj.	K-2247	07.04.2022 S-1540	-	20	-	-	Dr. Giridhar Prasoon Priyesh Satendra Ajay Rahul	1+1+1+1+1	-	-	-	Recommended for approval.
07.04.2022	Submission of civil assignment drawing of DG foundation at 05 MLD STP Shuklaganj.	01.04.22 K-2335	07.04.2022 S-1541	06	20	-	-	Dr. Giridhar Priyesh Satendra Ajay Rahul	1+1+1+1	-	-	-	PE submits our comments.
07.04.2022	05 MLD STP Shuklaganj Site Safety inspection Report of dated 4 th April, 2022.	-	07.04.2022 S-1542	-	20	-	-	Dr. Giridhar L.K.Rao Priyesh Satendra	1+1+1+1	-	-	-	Inspection report submitted by PE.

Date	Name of Activity#	Date of Receipt	Date of Approval (Vet/ Comment)	No. of day taken	Time as per contract (days)	Delay if any (No. of days) [7=6-5]	Reason for delay*	Key Personnel deployed	Man-days of each Key Personnel	Delay by Concessionaire	Reason for delay	Step taken by PE to avoid such delays	Remarks
(1)	(2)	(3)	(4)	(5)	(6)	(7)	(8)	(9)	(10)	(11)	(12)	(13)	(14)
07.04.2022	Safety inspection report of 15 MLD Unnao dated 4 th April, 2022.	-	07.04.2022 S-1543	-	20	-	-	Dr. Giridhar L.K.Rao Priyesh Satendra	1+1+1+1	-	-	-	Inspection report submitted by PE.
07.04.2022	Comments on compliance of Gas mixing system (Landia) at digester for 130 MLD STP Jajmau Phase- 1.	05.04.22 J-539/w-3-97	07.04.2022 S-1544	02	20	-	-	Dr. Giridhar Ajay Rahul Anuj	1+1+1+1	-	-	-	PE submits our comments.
07.04.2022	Submission of drawing, datasheet & QAP of BFP wash water pump for 130 MLD STP Jajmau.	05.04.22 J-536/w-3/95	07.04.2022 S-1545	02	20	-	-	Dr. Giridhar Ajay Rahul Anuj	1+1+1+1	-	-	-	Request UPJN to instruct KRMPL to resubmit the compliance report immediately.
07.04.2022	Inspection Report of 210 MLD Bingawan inspection done on 06.04.2022	-	07.04.2022 S-1546	-	20	-	-	J.P.Tripathi Pankaj Rohit	1+1+1	-	-	-	Inspection report submitted by PE.
07.04.2022	Inspection Report of 42 MLD Sajari inspection done on 06.04.2022	-	07.04.2022 S-1547	-	20	-	-	J.P.Tripathi Pankaj Rohit	1+1+1	-	-	-	Inspection report submitted by PE.
07.04.2022	Inspection Report of 130 MLD and	-	07.04.2022 S-1548	-	20	-	-	Dr. Giridhar	1+1+1+1+1	-	-	-	Inspection report submitted by PE.

Date	Name of Activity#	Date of Receipt	Date of Approval (Vet/ Comment)	No. of day taken	Time as per contract (days)	Delay if any (No. of days) [7=6-5]	Reason for delay*	Key Personnel deployed	Man-days of each Key Personnel	Delay by Concessionaire	Reason for delay	Step taken by PE to avoid such delays	Remarks
(1)	(2)	(3)	(4)	(5)	(6)	(7)	(8)	(9)	(10)	(11)	(12)	(13)	(14)
	43 MLD IPSs Jajmau facilities Phase I & II Inspection done on 07.04.2022.							J.P.Tripathi Ajay Rahul Anuj					
08.04.2022	Sampling & testing by 3 rd party laboratory and KPI adherence reporting for O&M Sites.	02.04.22 K-2346	08.04.2022 S-1549	06	20	-	-	J.P.Tripathi Pankaj Rohit	1+1+1	-	-	-	Request UPJN to instruct KRMPL to take action.
08.04.2022	Regarding recommendation of Civil GAD and Structural RCC drawing of combined LT & HT panel room for Jajmau facilities.	K-2287	08.04.2022 S-1550	-	20	-	-	Dr. Giridhar J.P.Tripathi Ajay Rahul Anuj	1+1+1+1+1	-	-	-	Recommended for approval.
08.04.2022	Inspection report of 130 MLD STP Jajmau Phase- 1, Inspection done on 05.04.2022.	-	08.04.2022 S-1555	-	20	-	-	Dr. Giridhar Ajay Rahul Anuj	1+1+1+1	-	-	-	Inspection report submitted by PE.
08.04.2022	Submission of MPR for the month of March 2022 for NMCG Project.	-	08.04.2022 S-1551	-	20	-	-	Dr. Giridhar J.P.Tripathi Priyesh Satendra Pankaj Rohit	1+1+1+1+1+1+1+1	-	-	-	MPR for the month of March 2022 submit by PE.

Date	Name of Activity#	Date of Receipt	Date of Approval (Vet/ Comment)	No. of day taken	Time as per contract (days)	Delay if any (No. of days) [7=6-5]	Reason for delay*	Key Personnel deployed	Man-days of each Key Personnel	Delay by Concessionaire	Reason for delay	Step taken by PE to avoid such delays	Remarks
(1)	(2)	(3)	(4)	(5)	(6)	(7)	(8)	(9)	(10)	(11)	(12)	(13)	(14)
								Ajay Rahul Anuj					
09.04.2022	Submission of revised civil assignment drawing and compliance for DG Foundation at Shuklaganj 5 MLD STP.	08.04.22 K-2368	09.04.2022 S-1552	01	20	-	-	Dr. Giridhar Priyesh Satendra Rahul Anuj	1+1+1+1+1	-	-	-	Recommended for approval.
09.04.2022	Submission of datasheet and QAP of Power cable for 5 MLD STP at Shuklaganj.	05.04.22 K-2354	09.04.2022 S-1553	04	20	-	-	Dr. Giridhar Priyesh Satendra	1+1+1	-	-	-	Recommended for approval.
09.04.2022	Submission of revised earthing layout for 130 MLD STP at Jajmau.	05.04.22 K-2353	09.04.2022 S-1554	04	20	-	-	J.P.Tripathi Pankaj Rohit Ajay Rahul Anuj	1+1+1+1+1+1	-	-	-	Recommended for approval with condition.
10.04.2022	Sunday												
11.04.2022	Attend NMCG visit of D.P.Mathuria (ED.T) & R.K.Gupta (WW expert) with UPJN, STC and KRMPL team at all sites.	-	-	-	20	-	-	Dr. Giridhar J.P.Tripathi Priyesh Satendra Pankaj Rohit Ajay Rahul Anuj	1+1+1+1+1+1+1+1	-	-	-	Attend visit.

Date	Name of Activity#	Date of Receipt	Date of Approval (Vet/ Comment)	No. of day taken	Time as per contract (days)	Delay if any (No. of days) [7=6-5]	Reason for delay*	Key Personnel deployed	Man-days of each Key Personnel	Delay by Concessionaire	Reason for delay	Step taken by PE to avoid such delays	Remarks
(1)	(2)	(3)	(4)	(5)	(6)	(7)	(8)	(9)	(10)	(11)	(12)	(13)	(14)
12.04.2022	6 th Milestone completion certificate for 15 MLD Unnao STP.	12.04.22 K-2374	-	-	20	-	-	Dr. Giridhar J.P.Tripathi Priyesh Satendra Pankaj Rohit Ajay Rahul Anuj	1+1+1+1+1+1+1+1	-	-	-	Under Review.
13.04.2022	6 th Milestone completion certificate for 15 MLD Unnao STP.	12.04.22 K-2374	13.04.2022 S-1556	01	20	-	-	Dr. Giridhar J.P.Tripathi Priyesh Satendra Pankaj Rohit Ajay Rahul Anuj	1+1+1+1+1+1+1+1	-	-	-	Completion certificate of 6 th milestone for Unnao can be issued considering overall progress.
14.04.2022	Regarding Belt filter Press to be installed in place of Centrifuge for renovation work for 130 MLD STP Jajmau Phase -1.	13.04.22 K-2375	14.04.2022 S-1557	01	20	-	-	Dr. Giridhar J.P.Tripathi Priyesh Satendra Ajay Rahul Anuj	1+1+1+1+1+1+1	-	-	-	Request UPJN to instruct KRMP to submit the revised undertaking letter along with a legal affidavit without further delaying.
14.04.2022	Observation on Installation of sludge thickener no. 2 and blending tank agitator for 130	09.04.22 K-RFI	14.04.2022 S-1558	05	20	-	-	Dr. Giridhar J.P.Tripathi Pankaj Rohit Ajay	1+1+1+1+1+1+1	-	-	-	Request UPJN to instruct KRMP to submit compliance report ASAP.

Date	Name of Activity#	Date of Receipt	Date of Approval (Vet/ Comment)	No. of day taken	Time as per contract (days)	Delay if any (No. of days) [7=6-5]	Reason for delay*	Key Personnel deployed	Man-days of each Key Personnel	Delay by Concessionaire	Reason for delay	Step taken by PE to avoid such delays	Remarks
(1)	(2)	(3)	(4)	(5)	(6)	(7)	(8)	(9)	(10)	(11)	(12)	(13)	(14)
	MLD STP Jajmau Phase- 1.							Rahul Anuj					
15.04.2022	Good Friday (Holiday)												
16.04.2022	Regarding resubmission of O&M manual for 43 MLD STP Jajmau facilities.	18.01.22 J-64/w-34/04	16.04.2022 S-1559 31.01.2022 S-1411	-	20	-	-	J.P.Tripathi Priyesh Satendra Ajay Rahul Anuj	1+1+1+1+1	-	-	-	Request UPJN to instruct KRMPL to resubmit O&M manual.
16.04.2022	PE observation on schedule maintenance plan for 43 MLD STP Jajmau facilities.	13.04.22 K-2373	16.04.2022 S-1560	04	20	-	-	Dr. Giridhar J.P.Tripathi Ajay Rahul Anuj	1+1+1+1+1	-	-	-	PE submitting our comments.
16.04.2022	Plant lights of Bingawan & Sajari facilities (STP & IPSs).	11.04.22 NMCG visit	16.04.2022 S-1561	05	20	-	-	Dr. Giridhar J.P.Tripathi Pankaj Rohit	1+1+1+1	-	-	-	Request UPJN to take necessary action regarding the issue.
16.04.2022	Inspection report of 210 MLD Bingawan facilities, inspection done on 11.04.2022.	-	16.04.2022 S-1562	-	20	-	-	Dr. Giridhar J.P.Tripathi Pankaj Rohit	1+1+1+1	-	-	-	Inspection report submitted by PE.
16.04.2022	Inspection report of 42 MLD Sajari facilities, inspection done on 11.04.2022.	-	16.04.2022 S-1563	-	20	-	-	Dr. Giridhar J.P.Tripathi Pankaj Rohit	1+1+1+1	-	-	-	Inspection report submitted by PE.

Date	Name of Activity#	Date of Receipt	Date of Approval (Vet/ Comment)	No. of day taken	Time as per contract (days)	Delay if any (No. of days) [7=6-5]	Reason for delay*	Key Personnel deployed	Man-days of each Key Personnel	Delay by Concessionaire	Reason for delay	Step taken by PE to avoid such delays	Remarks
(1)	(2)	(3)	(4)	(5)	(6)	(7)	(8)	(9)	(10)	(11)	(12)	(13)	(14)
17.04.2022	Sunday												
18.04.2022	Submission of datasheet and QAP of outdoor light fittings for 5 MLD Shuklaganj.	K-2318	18.04.2022 S-1561A	-	20	-	-	Dr. Giridhar Prasoon A.K.Seth Priyesh Satendra	1+1+1+1+1	-	-	-	Recommended for approval.
18.04.2022	Submission of “DG set” documents for 130 MLD STP at Jajmau.	11.04.22 K-2371	18.04.2022 S-1565	07	20	-	-	Dr. Giridhar J.P.Tripathi Pankaj Rohit Ajay Rahul Anuj	1+1+1+1+1+1+1	-	-	-	Request UPJN to direct KRMPL to submit load list & DG sizing calculation.
18.04.2022	Submission of G.A, Datasheet, BOM, Wiring Diagram, SLD, QAP of LT Panel & LPBS for 05 MLD STP Shuklaganj.	K-2317	18.04.2022 S-1566	-	20	-	-	Dr. Giridhar Priyesh Satendra Rahul	1+1+1+1	-	-	-	PE submitting our comments.
18.04.2022	Recommended for Approval of GA, Technical Data sheet & QAP of Gas holder (membrane) type dome at 130 MLD Jajmau Phase-1.	31.03.22 J-518/w-3/92	18.04.2022 S-1566A	18	20	-	-	Dr. Giridhar J.P.Tripathi Sunil Pankaj Rohit Ajay Rahul Anuj	1+1+1+1+1+1+1+1	-	-	-	Recommended for approval.
18.04.2022	Submission of Tax invoice for 2 nd	-	18.04.2022 S-1567	-	20	-	-	Dr. Giridhar	1+1+1+1	-	-	-	PE submitting 2 nd Milestone invoice.

Date	Name of Activity#	Date of Receipt	Date of Approval (Vet/ Comment)	No. of day taken	Time as per contract (days)	Delay if any (No. of days) [7=6-5]	Reason for delay*	Key Personnel deployed	Man-days of each Key Personnel	Delay by Concessionaire	Reason for delay	Step taken by PE to avoid such delays	Remarks
(1)	(2)	(3)	(4)	(5)	(6)	(7)	(8)	(9)	(10)	(11)	(12)	(13)	(14)
	Milestone of Const. Period.							J.P.Tripathi Priyesh Pankaj					
19.04.2022	PE observation on MPR of March month 2022 for 43 MLD Jajmau phase- II facilities.	09.04.22 K-2263	19.04.2022 S-1568	10	20	-	-	Dr. Giridhar J.P.Tripathi Prasoon A.K.Seth Priyesh Satendra Pankaj Rohit Ajay Rahul Anuj	1+1+1+1+1+1+1+1+1+1	-	-	-	Directed KRMPL to resubmit the monthly performance report for March 2022 incorporating the said points.
20.04.2022	Submission of Data sheet of “Online Water quality analyzer” for 130 MLD Jajmau STP.	31.03.22 K-2331	20.04.2022 S-1569	20	20	-	-	Dr. Giridhar Priyesh Ajay Rahul Anuj	1+1+1+1+1	-	-	-	Recommended for approval.
20.04.2022	Observation on Monthly activity report of 210 MLD Bingawan facilities for the month of march 2022.	11.04.22 K-2265	20.04.2022 S-1570	09	20	-	-	Dr. Giridhar Prasoon J.P.Tripathi Pankaj Rohit	1+1+1+1+1	-	-	-	Directed KRMPL to resubmit the monthly performance report for March 2022 incorporating the said points.
20.04.2022	Observation on Monthly activity report for the month of March- 2022 of 42 MLD Sajari facilities.	09.04.22 K-2262	20.04.2022 S-1571	11	20	-	-	J.P.Tripathi Satendra Pankaj Rohit	1+1+1+1	-	-	-	Directed KRMPL to resubmit the monthly performance report for March 2022 incorporating the

Date	Name of Activity#	Date of Receipt	Date of Approval (Vet/ Comment)	No. of day taken	Time as per contract (days)	Delay if any (No. of days) [7=6-5]	Reason for delay*	Key Personnel deployed	Man-days of each Key Personnel	Delay by Concessionaire	Reason for delay	Step taken by PE to avoid such delays	Remarks
(1)	(2)	(3)	(4)	(5)	(6)	(7)	(8)	(9)	(10)	(11)	(12)	(13)	(14)
													said points.
20.04.2022	PE observation on MPR of March month 2022 for 130 MLD Jajmau phase- 1 facilities.	16.04.22 K-2364	20.04.2022 S-1572	04	20	-	-	Dr. Giridhar A.K.Seth Ajay Rahul Anuj	1+1+1+1+1	-	-	-	Directed KRMPL to resubmit the monthly performance report for March 2022 incorporating the said points.
20.04.2022	Inspection Report of 130 MLD STP, 43 MLD STP and CSPS Jajmau facilities, inspection done on 12.04.2022 and 19.04.2022.	-	20.04.2022 S-1573	-	20	-	-	Dr. Giridhar J.P.Tripathi Ajay Rahul Anuj	1+1+1+1+1	-	-	-	Inspection report Submitted by PE.
21.04.2022	Review of calibration reports instead of calibration witness at the time of inspection of Electromagnetic flow meter for 30 MLD STP and associated IPS as mentioned in the QAP.	K-2249	21.04.2022 S-1574	-	20	-	-	Dr. Giridhar A.K.Seth Prasoon Priyesh Satendra Pankaj Rohit Ajay Rahul Anuj Karamveer	1+1+1+1+1+1+1+1+1+1	-	-	-	PE submitting our comments.

Date	Name of Activity#	Date of Receipt	Date of Approval (Vet/ Comment)	No. of day taken	Time as per contract (days)	Delay if any (No. of days) [7=6-5]	Reason for delay*	Key Personnel deployed	Man-days of each Key Personnel	Delay by Concessionaire	Reason for delay	Step taken by PE to avoid such delays	Remarks
(1)	(2)	(3)	(4)	(5)	(6)	(7)	(8)	(9)	(10)	(11)	(12)	(13)	(14)
21.04.2022	Submission of Data sheet, specification & QAP for Electromagnetic Flow meter for 15 MLD STP Unnao & 05 MLD STP Shuklaganj.	K-2307	21.04.2022 S-1575	-	20	-	-	Dr. Giridhar J.P.Tripathi Priyesh Satendra Ajay Rahul Karamveer	1+1+1+1+1+1	-	-	-	Recommended for approval.
21.04.2022	Submission of Compliance regarding approval of “DG Set” documents for 130 MLD STP at Jajmau.	18.04.22 K-2388	21.04.2022 S-1576	03	20	-	-	Dr. Giridhar Pankaj Rohit Ajay Rahul Anuj	1+1+1+1+1+1	-	-	-	Request UPJN to direct KRMPL to submit load list & DG sizing calculation.
22.04.2022	Submission of “Pressure Transmitter” documents for Pankha STP & IPS.	08.04.22 K-2367	22.04.2022 S-1577	14	20	-	-	Dr. Giridhar J.P.Tripathi Priyesh Satendra Karamveer	1+1+1+1+1	-	-	-	Recommended for approval.
22.04.2022	Submission of “Pressure Transmitter” documents for 15 MLD STP Unnao & 5 MLD STP Shuklaganj.	08.04.22 K-2366	22.04.2022 S-1578	14	20	-	-	Dr. Giridhar Prasoon A.K.Seth Sunil Priyesh Satendra Karamveer	1+1+1+1+1+1+1	-	-	-	Recommended for approval.
22.04.2022	Submission of BOP PLC and UPS documents for 15	08.04.22 K-2366	22.04.2022 S-1579	14	20	-	-	Dr. Giridhar Priyesh	1+1+1+1+1+1	-	-	-	PE submitting our comments.

Date	Name of Activity#	Date of Receipt	Date of Approval (Vet/ Comment)	No. of day taken	Time as per contract (days)	Delay if any (No. of days) [7=6-5]	Reason for delay*	Key Personnel deployed	Man-days of each Key Personnel	Delay by Concessionaire	Reason for delay	Step taken by PE to avoid such delays	Remarks
(1)	(2)	(3)	(4)	(5)	(6)	(7)	(8)	(9)	(10)	(11)	(12)	(13)	(14)
	MLD STP Unnao.							Satendra Pankaj Rohit Karamveer					
22.04.2022	Submission of C&I documents for CSPS & IPS under Jajmau facility.	K-2424	22.04.2022 S-1580	-	20	-	-	J.P.Tripathi Ajay Rahul Anuj	1+1+1+1	-	-	-	PE submitting our comments.
22.04.2022	Submission of C&I documents for 130 MLD STP & associated IPS.	K-2293	22.04.2022 S-1581	-	20	-	-	Dr. Giridhar Ajay Rahul Anuj	1+1+1+1	-	-	-	PE submitting our comments.
23.04.2022	Completion of 3 rd milestone for Shuklaganj STP facilities.	18.04.22 K-2396	23.04.2022 S-1582	05	20	-	-	Dr. Giridhar A.K.Seth Prasoon Priyesh Satendra Karamveer	1+1+1+1+1+1	-	-	-	Completion certificate of 3 rd milestone for Shuklaganj can be issued considering overall progress.
23.04.2022	Inspection report of UASB Reactor no. 11 at 210 MLD Bingawan STP.	21.04.22 K-RFI	23.04.2022 S-1583	02	20	-	-	J.P.Tripathi Pankaj Rohit Ajay Rahul Anuj	1+1+1+1+1+1	-	-	-	Inspection report Submitted by PE.
24.04.2022	Review of FAT Procedure of Balance of Plant (BOP) PLC for 15 MLD STP at Unnao.	-	-	-	20	-	-	Prasoon	1	-	-	-	Under review.
25.04.2022	Delay in Completion of 30	-	25.04.2022 S-1584	-	20	-	-	Dr. Giridhar	1+1+1+1+1+1+1+1+1+1+1	-	-	-	Request UPJN to direct KRMPL to

Date	Name of Activity#	Date of Receipt	Date of Approval (Vet/ Comment)	No. of day taken	Time as per contract (days)	Delay if any (No. of days) [7=6-5]	Reason for delay*	Key Personnel deployed	Man-days of each Key Personnel	Delay by Concessionaire	Reason for delay	Step taken by PE to avoid such delays	Remarks
(1)	(2)	(3)	(4)	(5)	(6)	(7)	(8)	(9)	(10)	(11)	(12)	(13)	(14)
	MLD STP and associated IPS facilities at Pankha.							J.P.Tripathi Prasoon A.K.Seth Priyesh Satendra Pankaj Rohit Ajay Rahul Anuj Karamveer					complete all pending tasks at earliest.
26.04.2022	Submission of compliance regarding approval of GA, Datasheet, BOM, Wiring diagram, SLD and QAP of LT Panel for 5 MLD Shuklaganj.	19.04.22 K-2394	26.04.2022 S-1585	07	20	-	-	Dr. Giridhar A.K.Seth Priyesh Satendra Pankaj Rohit Rahul Karamveer	1+1+1+1+1+1+1+1	-	-	-	Recommended for approval with condition.
26.04.2022	Submission of PLC and UPS documents & FAT Procedure of Balance of Plant (BOP) PLC for 30 MLD STP and 20, 25 MLD IPS at Pankha.	K-2232 &2208	26.04.2022 S-1587	-	20	-	-	Dr. Giridhar A.K.Seth J.P.Tripathi Priyesh Satendra Ajay Rahul Anuj Karamveer	1+1+1+1+1+1+1+1	-	-	-	Recommended for approval with condition.
27.04.2022	Submission of approval of GA, Datasheet, BOM, Wiring diagram,	K-2327	-	-	20	-	-	Dr. Giridhar J.P.Tripathi Prasoon	1+1+1+1+1+1+1+1+1+1+1	-	-	-	Under review.

Date	Name of Activity#	Date of Receipt	Date of Approval (Vet/ Comment)	No. of day taken	Time as per contract (days)	Delay if any (No. of days) [7=6-5]	Reason for delay*	Key Personnel deployed	Man-days of each Key Personnel	Delay by Concessionaire	Reason for delay	Step taken by PE to avoid such delays	Remarks
(1)	(2)	(3)	(4)	(5)	(6)	(7)	(8)	(9)	(10)	(11)	(12)	(13)	(14)
	SLD and QAP of LT Panel and LPBS for 130 MLD STP Jajmau.							A.K.Seth Priyesh Satendra Pankaj Rohit Ajay Rahul Anuj Karamveer					
28.04.2022	Submission of approval of GA, Datasheet, BOM, Wiring diagram, SLD and QAP of LT Panel and LPBS for 130 MLD STP Jajmau.	K-2327	28.04.2022 S-1586	-	20	-	-	Dr. Giridhar J.P.Tripathi A.K.Seth Priyesh Satendra Pankaj Rohit Ajay Rahul Anuj Karamveer	1+1+1+1+1+1+1+1+1+1	-	-	-	Recommended for approval with condition.
29.04.2022	Recommendation for Approval of O&M Manual for 43 MLD STP Jajmau Phase- II.	28.04.22 K-2411	29.04.2022 S-1590	01	20	-	-	J.P.Tripathi Pankaj Rohit Ajay Anuj	1+1+1+1+1	-	-	-	Recommended for approval.
29.04.2022	Observation on Pipe fit up, welding, etc for TEPH Discharge Line at 130 MLD Jajmau Phase- 1.	-	29.04.2022 S-1591	-	20	-	--	Dr. Giridhar Priyesh Satendra Ajay Rahul Karamveer	1+1+1+1+1+1	-	-	-	PE submitting observation on pipe fit up, welding etc.
30.04.2022	Submission of	25.04.22	30.04.2022	05	20	-	-	Dr.	1+1+1+1	-	-	-	Recommended for

Date	Name of Activity#	Date of Receipt	Date of Approval (Vet/ Comment)	No. of day taken	Time as per contract (days)	Delay if any (No. of days) [7=6-5]	Reason for delay*	Key Personnel deployed	Man-days of each Key Personnel	Delay by Concessionaire	Reason for delay	Step taken by PE to avoid such delays	Remarks
(1)	(2)	(3)	(4)	(5)	(6)	(7)	(8)	(9)	(10)	(11)	(12)	(13)	(14)
	compliance and revised BOP PLC and UPS documents & FAT procedure of balance of plant (BOP) PLC for 15 MLD STP at Unnao.	K-2408	S-1592					Giridhar Priyesh Satendra Karamveer					approval with condition.
30.04.2022	Submission of compliance regarding approval of DG Sets documents for 130 MLD STP Jajmau.	22.04.22 K-2403	30.04.2022 S-1593	08	20	-	-	Dr. Giridhar Ajay Rahul Anuj	1+1+1+1	-	-	-	PE submitting observation on DG sets.
30.04.2022	Inspection report of associated works of 210 MLD Bingawan STP (IPS Rakhimandi, Munsipurwa and Halwakhanda) for the inspection done on 27.04.2022.	-	30.04.2022 S-1594	-	20	-	-	J.P.Tripathi Pankaj Rohit	1+1+1	-	-	-	Inspection report Submitted by PE.
30.04.2022	Inspection report of associated works of 42 MLD Sajari STP (IPS Chakeri and Sanigawan) for the inspection done on	-	30.04.2022 S-1595	-	20	-	-	Dr. Giridhar J.P.Tripathi Pankaj Rohit	1+1+1+1	-	-	-	Inspection report Submitted by PE.

Date	Name of Activity#	Date of Receipt	Date of Approval (Vet/ Comment)	No. of day taken	Time as per contract (days)	Delay if any (No. of days) [7=6-5]	Reason for delay*	Key Personnel deployed	Man-days of each Key Personnel	Delay by Concessionaire	Reason for delay	Step taken by PE to avoid such delays	Remarks
(1)	(2)	(3)	(4)	(5)	(6)	(7)	(8)	(9)	(10)	(11)	(12)	(13)	(14)
	27.04.2022												

Note: Man-days and respective inputs of experts for the month of April 2022 are:

SN	Name	Designation	Total Man-days	Input
1.	Dr. Giri Prabhu Kumar	Team Leader cum waste water expert	30	Timesheet attached
2.	Mr. Jai Prakash Tripathi	O&M Engineer	30	Timesheet attached
3.	Mr. Anil Kumar Seth	Senior Electrical Engineer	10	Timesheet attached
4.	Mr. Satish Kamaraju PE	Senior Process Engineer	02	Timesheet attached
5.	Mr. Sunil Basutkar	Senior Mechanical Engineer	02	Timesheet attached
6.	Mr. Prasoon Bhardwaj	Instrumentation Engineer	12	Timesheet attached
7.	Mr. Linga Krishna Rao	Safety expert	07	Timesheet attached

Annexure 2: Timesheets of Experts

(Attached Separately)

Annexure 3.1: STC Letter for Inspection Report of 130 MLD Jajmau STP I

(Attached Separately)

Annexure 3.2: Inspection Report of 130 MLD Jajmau STP I

(Attached Separately)

Annexure 3.3: STC Letter for Inspection 130 & 43 MLD Jajmau IPS

(Attached Separately)

Annexure 3.4: Inspection Report of 130 & 43 MLD Jajmau IPSs

(Attached Separately)

Annexure 3.5: Inspection Report of 130 MLD Jajmau STP I

(Attached Separately)

Annexure 3.6: Inspection Report of CSPA Jajmau STP I

(Attached Separately)

Annexure 3.7: 130 MLD Jajmau STP Monthly Activity Report

(Attached Separately)

Annexure 4.1: STC Letter for Inspection Report 130& 43 MLD Jajmau STP II

(Attached Separately)

Annexure 4.2: Inspection Report of 43 MLD Jajmau STP

(Attached Separately)

Annexure 4.3: KPI Report 43 MLD Jajmau II

(Not submitted by KRMPL)

STC letter no. 1469 dated 28.02.2022 to KRMPL

STC letter no. 1505 dated 21.03.2022 to KRMPL

STC letter no. 1523 dated 31.03.2022 to KRMPL

Annexure 4.4: 43 MLD Jajmau STP Phase II Monthly Activity Report

(Attached Separately)

Annexure 5.1: STC Letter for Bingawan Inspection Report

(Attached Separately)

Annexure 5.2: Inspection Report 210 MLD Bingawan

(Attached Separately)

Annexure 5.3: KPI Report 210 MLD Bingawan

(Not submitted by KRMPL)

STC letter no. 1459 dated 25.02.2022 to KRMPL

STC letter no. 1505 dated 21.03.2022 to KRMPL

STC letter no. 1523 dated 31.03.2022 to KRMPL

Annexure 5.4: Bingawan Monthly Activity Report

(Attached Separately)

Annexure 6.1: STC Letter for Sajari Inspection Report

(Attached Separately)

Annexure 6.2: Sajari IPS Inspection Report

(Attached Separately)

Annexure 6.3: Sajari KPI Report

(Not submitted by KRMPL)

STC letter no. 1462 dated 25.02.2022 to KRMPL

STC letter no. 1505 dated 21.03.2022 to KRMPL

STC letter no. 1523 dated 31.03.2022 to KRMPL

Annexure 6.4: Sajari Monthly Activity Report

(Attached Separately)