



OFFICE OF THE SUPERINTENDENT ENGINEER,
CIRCLE OFFICE,
U.P. JAL NIGAM (RURAL),
BENAJHABAR, KANPUR

Phone No. — 9473942757

E-Mail ID-
se_etw_upjn@yahoo.com
se.etw.upjn@gmail.com

Letter No. : 137 / AC-2 / 14

Date 23 / 2 / 2023

To,

Branch Manager,
Union Bank of India,
Sunder Nagar Branch,
09 GF MDSS opposite gate no. 13 JLN Stadium,
CGO Complex, Lodhi Road,
New Delhi- 110003.

Sub: Request for payment of Development of New STPs and Rehabilitation of Existing STPs and Operation & Maintenance for 15 years at 05 MLD STP in Shuklaganj on Hybrid Annuity PPP model under Namami Gange Programme.

**Reference: 1. Concession Agreement dated 21.12.2018
2. Escrow Agreement dated 15.07.2019**

Dear Sir,

1. Please refer Escrow Agreement dated 15.07.2019 regarding above cited works with National Mission for Clean Ganga (NMCG), U.P. Jal Nigam, Union Bank of India and Concessionaire firm M/S Kanpur River Management Pvt Ltd, SP Centre 41/11, Minoo Desai Marg, Colaba, Mumbai-400005.
2. In accordance with the provision clause nos. 9.3 c (II) on page 132 vide reference cited, M/S Kanpur River Management Pvt Ltd, SP Centre 41/11, Minoo Desai Marg, Colaba, Mumbai-400005 is entitled for completion of 5th milestone construction payment of 05 MLD STP Shuklaganj.
3. This payment certificate of Rs. 1,10,66,500.00 issued for construction bills as per approved construction plan and completion of the same.
4. Concessionaire has submitted invoice no. **Shuklaganj RA-5** dt. 17.02.2023 for construction work for completion of 5th Milestone Rs. 1,53,34,886.00
5. Hence this payment certificate is issued to Union Bank, Sunder Nagar, Branch (Escrow Bank) with the request to process for the disbursement of payment of construction work for completion of 5th milestone dated 10.02.2023 **Rs. 1,04,69,953.00** to the Concessionaire firm M/S Kanpur River Management Pvt Ltd, SP Centre 41/11, Minoo Desai Marg, Colaba, Mumbai-400005. This Payment shall be disbursed by debiting from NMCG UPJN ESCROW ACCOUNT No. 344902010108378 and crediting to the following account of the concessionaire as provided in the Escrow Agreement.

- a. Account Holder Name:- Kanpur River Management Pvt Ltd
- b. Bank Name: Indusind Bank Ltd.
- c. Account No: 201008824906
- d. IFSC Code: INDB0000006
- e. MICR Code: 400234004
- f. BIC (SWIFT): INDBINBBON
- g. Address: Shop No. 23, Atlanta Building, Ground Floor, Nariman Point, Mumbai 400021

6. The amount of TDS of GST @ 2% i.e. Rs. 2,59,914.00 (Rs. Two Lac Fifty Nine Thousand Nine Hundred Fourteen Only), TDS as per Income Tax act on Rs. 1,03,33,791.00 @ 2% i.e. Rs 2,06,676.00 (Rs. Two Lac Six Thousand Six Hundred Seventy Six Only) and Labour Cess @ 1% on value of work done i.e. Rs. 1,29,957.00 (Rs. One Lac Twenty Nine Thousand Nine Hundred Fifty Seven Only) Total Rs. 5,96,547.00 (Rs. Five Lac Ninety Six Thousand Five Hundred Fourty Seven Only) shall be disbursed by debiting from NMCG UPJN ESCROW ACCOUNT No. 344902010108378 and crediting to the following account of undersigned provided as under.

a. Account Holder Name:- Superintendent Engineer, Contruaction Circle, U.P. Jal Nigam (Rural), Etawah.
b. Bank Name:- HDFC Bank
c. A/C No. : 50100478929909
d. IFSC Code: HDFC0003942
e. MICR Code: 208240013
f. Branch Address:- Shastri Nagar, Kanpur.

Yours faithfully


(Mukesh Kumar Singh)
Superintendent Engineer

Endt. No. and date as above

CC to:

1. Project Director, SMCG-UP, Plot No. 18, Sector-7, Gomti Nagar Ext, Third Floor, Lucknow-226010
2. Executive Director (Project), NMCG, New Delhi.
3. Mr. Rajat Kumar Gupta, Sr. S.W.M. Specialist, NMCG, New Delhi.
4. Managing Director, U.P. Jal Nigam (Rural), Lucknow.
5. Chief Engineer (Ganga), U.P. Jal Nigam (Rural), Lucknow.
6. Chief Engineer (Kanpur Zone), U.P. Jal Nigam (Rural), Kanpur.
7. Project manager, GPCU, U.P. Jal Nigam (Rural), Kanpur.
8. Executive Engineer, Division Office, U.P. Jal Nigam (Rural), Unnao.
9. Shri Madhava Kumar, Sr. Economic Financial Expert , NMCG, New Delhi.
10. M/S Kanpur River Management Pvt Ltd, SP Centre 41/11, Minoo Desai Marg, Colaba, Mumbai-400005.
11. For Concession Agreement.


Superintendent Engineer



कार्यालय अधिशासी अभियन्ता, निर्माण खण्ड

उत्तर प्रदेश जल निगम (ग्रामीण), गदन खेड़ा बाईपास, पोस्ट सिंगरोसी उन्नाव-209801

पत्र संख्या: 426 / डब्लू एस-97 / 61 दिनांक: 23/02/2023

To,

Superintending Engineer,
Circle Office
U.P. Jal Nigam (Rural),
Benajhabar Road,
Kanpur.

Subject:- Certification of 5th Milestone for 05 MLD STP Shuklaganj project.

Reference: 1. Concession Agreement dated 21.12.2018
2. Escrow Agreement dated 15.12.2019

Dear Sir,

On above matter please refer to letter no- UPJN/KRMPL/Kanpur/2022-23/2819 Dated 17.02.2023 of M/s Kanpur River Management Private Ltd., Kanpur through which firm has submitted their 5th invoice (invoice no.- SHUKLAGANJ RA-5) amounting to Rs. 1,45,55,146.00 against completion of 5th milestone which was scheduled to be completed on 13.12.2022 as per approved construction plan but actually completed on 10.02.2023. Accordingly the deduction for delay beyond the scheduled payment milestone completion date has been made as per clause No. 7.12 of the Concession Agreement.

We have issued them completion certificate and certified the bill of invoice as per clause no.- 9.3(e) "Milestone construction payment" of concession agreement. The copy of completion certificate and certified bill is enclosed for your kind reference. You are requested to instruct the concern for further necessary action.

Yours Sincerely


Enclosure: As above.


Executive Engineer

Endt. No. and date: as above

CC to:

1. Chief Engineer (Lucknow Zone), U.P. Jal Nigam (Rural), Lucknow.
2. Superintending Engineer, Circle Office, U.P Jal Nigam (Rural), Lucknow.
3. Project Engineer, Shah Technical Consultant, 117/231, O Block- Geetanagar, Near Ram Lila Ground, Kanpur.
4. Project Manager, Kanpur River Management Private Limited, Flat No 101, 1st Floor, 3/83, Vishnupuri, kanpur, Uttar Pradesh.
5. Assistant Engineer
6. Divisional Accountant


Executive Engineer

भुगतान से पूर्व प्रमाण-पत्र

कार्यालय अधिशासी अभियन्ता, खण्ड कार्यालय,



उ०प्र० जल निगम (ग्रामीण) उन्नाव

फाइनेंस सर्कुलर संख्या 12

बिल संख्या 14/6.1/2018-19 दिनांक 22/02/23 धनराशि Rs. 36,38,78.65=00
अनुबन्ध संख्या 14/6.1/2018-19 दिनांक धनराशि
मस्टर रोल संख्या दिनांक धनराशि
ए० टी० डी० संख्या दिनांक धनराशि
टी० ई० ओ० संख्या दिनांक धनराशि

प्रमाणित किया जाता है कि उपरोक्त से सम्बंधित मूल प्रपत्र जी० आर० एन० /एम०

आर० एन०/ए० आर० एन०/एम० टी० एन० नम्बर

व सम्बंधित मूल पुस्तिका (माप पुस्तिका का संदर्भ) M.B.No. :- 1171(S) page No. :- (128) to (131)

में अंकित/समायोजित कर लिया गया है।

माप पुस्तिका एवं डी० टी० आर० सत्यापित सामग्री की खपत एवं दरें शेड्यूल आफ रेट के अनुसार सही है

में अंकित किया

जूनियर इंजीनियर

सहायक अभियन्ता

संगणक

दर्ज एवं समायोजित

भुगतान समायोजित

(पुस्तिका का नाम)

अनुमोदित

खण्डीय लेखाकार

अधिशासी अभियन्ता

नोट:-

मूल प्रपत्र जी०आर०एन०/ए०आर०एन०/एम०आर०एन०/एम०टी०एन० आदि।

मूल पुस्तिका, माप-पुस्तिका/डी०टी०आर०/स्टोर लेजर/परचेज रजिस्टर मटेरियल इश्यू

रजिस्टर/सप्लायर लेजर/समायोजित पुस्तिका/सेंट्रल स्टोर सामग्री।

UTTAR PRADESH JAL NIGAM (RURAL) TRANSFER ENTRY ORDER

DIVISIONAL OFFICE, UNNAO

No.
Date

Particulars of the Transaction	DEBITS		CREDITS		Amount Rs.	P.	Control	Head of Account Detail	Amount Rs.	P.
	Contro	Detail	Detail	Detail						
	32501	WIP Primary A/c	Account pay to Contractor							
A sum of Rs. 36387865.00 only is hereby adjusted against 5th Running Bill of M/s Kanpur River Management Pvt. Limited, Flat No. 101, first floor, 3/83, Vishnupuri, Kanpur- 208002. (KRMPPL) as per C.B. No. 14/G.M./2018-19 and M.B. No. 1171(S) Page No. 131 of Sri Ankur Saxena, Junior Engineer		1. Construction of 05MLD S.T.P. at Shuklaganj Under Namami Gange Programme Rs. 36387865.00	12300	Account pay to Contractor	10469953.00					
			13201	Income Tax @ 1% (Rs. 12995666 - 2661875) = 10333791.00 @ 2%)	206676.00					
			13204	Labour Cess (Rs. 12995666.00 @ 1%)	129957.00					
			13205	G.S.T. (Rs. 12995666.00 @ 2%) (CGST @ 1% 129957.00) (SGST @ 1% 129957.00)	259914.00					
			11502	Diposits from Local Bodies As per CA Clauase (9)1A(A) excluding 60% (Rest Amount for O&M of 15 years)	21832719.00					
			42201	Advance Recovery to Contractor	2661875.00					
			12201	Miscellaneous Deposits withheld for delay @ 0.2% on performance security (212950200 x 3% = 6388506 x 0.2%) = 12777.01 Say 12777.00 x 59 days = 753843.00 Interest @ 8% Advance Recovery as per C.A. clauase (9.3) D (V) II Milestone : Rs. 32672.00 (56 Days) III Milestone : Rs. 5834.00 (10 Days) V Milestone : Rs. 34422.00 (59 Days) Total : Rs. 72928.00	826771.00					
TOTAL					36387865.00				36387865.00	


Divisional Accountant


Executive Engineer

Passed by
Naram *for 5 MLD STP*

(Final Payment must invariably be made on forms printed on yellow paper which should not be used for intermediat payments)

FORM 27-RUNNING ACCOUNTS BILL B

[See Chapter X, Paragraphs 284, 287 and 289]

(For Contractors : This form provides only for (1) Advance payments (2) Secured Advance and (3) Payment for measured works)

Cash Book Voucher No Date 22.02.2023 ✓
 Name of Contractor M/s Kanpur river Management Pvt.Ltd.101 First floor 3/83 vishnupuri kanpur ✓ C.D. Unnao
 Name of Work Construction of 05 mld stp & other allied works ✓
 Serial No. of this Bill 5th Running Bill (Shuklaganj STP) ✓
 Number and date of this previous Bill for this work 4th Running Bill Dated : 20.07.2022 ✓
 Reference to agreement 14/G.M./2018-19 ✓
 Date of Start: 15.03.2021 ✓
 Date of Completion: 14.12.2022 Time Extention 13.06.2023 ✓

IV - Memorandum of Payments

1. Total value of work actually measured as per Acct. 1, Col. 8 Entry (A)
 2. Total "up to date" Advance for work not yet measured, as per Acct. 1, Col. 3.
 3. Total "up to date" Secured advances on security of material, as per Acct. 1, Col. 8, Entry (c)
 4. Total (Items 1+2+3)
 5. Deduct Amount withheld

(a) From previous bill, as per last Running Account Bill
 (b) From this bill

6. Balance, i.e., "up to date" payments (Items 4,5) (K)
 7. Total amount of payment already made as per only (K) of last Running Accounts bill No. of 20 of 20 forwarded with
 Accounts for 20
 8. Payments now to be made as detailed below:
 By recovery of amounts creditable (a) to this work: Rs. P
 (b) By cheque

Total 5 (b) + 6 (a) (G)

by recovery of amount creditable to other work heads of (b) (b) (c) By cheque

Total (B) (b) x (C) (H)

Pay Rs. by cheque (Dated Initials of Disbursing Officer)
 Received Rs. as per above memorandum on account of this work (Amount in vernaculars)
 Dated the 20 (Full signature of contractor)
 Paid by me, vide cheq. no. Dated 20 contractor person, actually making the payment)

* This figure should be tested to see that it agrees with the total of items 7 and 8.
 * Here specify the amount payable, vide item 8 (a)
 * If the net amount to be paid is less than Rs. 10 and it cannot be included in a cheque the payment should be paid in cash; this entry being altered suitably and the alteration attested by dated initials.
 * The payee's acknowledgment should be for the gross amount paid as item 8 (i.e. a+b+c)
 * Payment should be attested by some known persons when the payee's acknowledgment is given by a mark, seal or thumb impression

Advance Payments For work Not yet Measured			I-Account of work executed							
Total as per Previous bills	*Since Previous Bill	Total Up to date	Items of work (grouped under "sub-heads" and "sub-work" of estimate)	Unit	Rate	Quantity executed to date as per measurement	Up to date	Since Previous Bill	Remarks (with reasons for delay in adjusting payment shown in column 1)	
1	2	3	4	5	6	7	8	9	10	
Rs.	Rs.	Rs.			Rs.		Rs.	Rs.	Rs.	
			A) Design, supply, installation of, testing and commissioning of 05 MLD capacity STP at Shuklaganj including all civil and electromechanical works by making necessary peripheral work for treatment of sewage on SBR technology . 5th milestone	job	212950200.00	62.50%	133093875.00	106475100.00	26618775.00	
			B) Add price escalation as per C.A. and calculation attached @36.70%				42936084.24	33166993.82	9769090.42	
			Total				176029959.24	139642093.82	36387865.42	
			Say Rs				176029959.00	139642094.00	36387865.00	
			Deduction A amount as per C.A. clause (9) 1 (A) excluding 60% amount of milestone							21832719.00
			Amount with G.S.T.							14555146.00
			Naked Value of above Amount							12995666.00
			CGST@6%							779740.00
			SGST@6%							779740.00
			G.Total							14555146.00
			Deduction (B)							4085193.00
			Net Payable amount							10469953.00

वारित रु 36387865 = 00
 (रु. तीन करोड़ - बिससठ लाख सत्तासी हजार आठ सौ पचास मात्र)
 कटौती हेतु रु 25917912 = 00
 (रु. दो करोड़ - पचास लाख आठ हजार नौ सौ पचास मात्र)
 भुगतान हेतु रु 10469953 = 00
 (रु. एक करोड़ - चार लाख नवसहस्र आठ सौ पचास मात्र)
 स्वामीय लेखाकार प्रशिक्षासी आभयगुप्त



PROJECT ENGINEER *for*

National Mission for Clean Ganga- Development, Rehabilitation with
Operation & Maintenance of STPs at Kanpur under Hybrid Annuity based PPP mode

Shah Technical Consultants Private Limited

ADDRESS : 117/231 * O* Block Geeta Nagar Near Ram Lila Ground , Kanpur-208025 Phone -05123571573 E-Mail : pe.kanpurstc@gmail.com

Ref. STC / PE / KNP / /Shuklaganj

Date: 10/02/2023

1980A

To,

The Superintendent Engineer,
3rd Circle, UP Jal Nigam (Rural)
Lucknow

Sub: HAM KANPUR -5th milestone completion certificate for the 5 MLD Shuklaganj STP

Ref:

1. KRMPPL letter no 2812 dated 08.02.2023
2. STC letter no 1652 dated 09.06.2022
3. KRMPPL letter no 2789 dated 25.01.2023

Dear Sir,

This has reference to the captioned subject and letter; the Concessioner has requested for the completion of 5th payment milestone for 5 MLD Shuklaganj STP facilities as on dated 10.02.2023. We inspected the work progress at 05 MLD Shuklaganj STP site on dated 01.02.2023 & 02.02.2023 and found that progress of 5th milestone i.e. 62.50% is completed considering overall progress of 5th, 6th, 7th & 8th Milestone work. It is to be noted that during NMCG officials Kanpur visit dated 09.07.2021, direction was given to consider overall progress up to eight milestones for achieving any particular milestone.

Therefore, completion certificate of 5th milestone for 05 MLD Shuklaganj STP can be issued considering overall progress of project.

This is for your information and necessary action please.

Yours sincerely


(Anil Kumar Seth)

TL- Incharge, STC Kanpur

Copy to the following for information:

1. Mr. Rajat Gupta, SWMS, NMCG, New Delhi
2. Chief Engineer, Lucknow Zone, UP Jal Nigam (Rural) Lucknow
3. Ms. Nidhi Dwivedi, Project Officer – Technical, NMCG, New Delhi
4. SE- E&M, 23rd Circle, UP Jal Nigam (Rural) Lucknow
5. EE (CD), UP Jal Nigam (Rural) Unnao
6. Project Manager, KRMPPL Kanpur

Name of Work : Construction of 05 MLD STP facilities and related infrastructure at Shuklaganj (District Unnao) with Operation & Maintenance for 15 years under on Hybrid Annuity based PPP model under Namami Gange Project.

Subject : Concession Agreement (CA) no. 14/GM/2018-19 dated 21.12.2018
Certificate for completion of 5th milestone works for 05 MLD STP facilities at Shuklaganj (District Unnao)

Sir,

1. Please find attached herewith 5th milestone completion certificate as per clause no. 7.13 (a)(ii) of CA for 05 MLD STP facility at Shuklaganj (District Unnao):


SN	Description	5 th Milestone Completion date	
		As per approved CP	Actual achieved on
1	05 MLD STP facility at Shuklaganj	13.12.2022	10.02.2023

**Note: As per revised approved construction plan, works related to 5th milestone were to be completed on 13.12.2022. However, 5th milestone was considered completed on 10.02.2023 by including works of 5th, 6th, 7th, & 8th milestones. In this context, LD as per the CA clause 7.12 (a) for 59 days with double penalty (Please refer MOM of NMCG review meeting dated 17.02.2022) shall be applicable on the Concessionaire.*

This completion certificate is being issued on the basis of written information / certification from the Project Manager (Civil) and Project Manager (Mech.) of KRMPL and Team Leader, Project Engineer, M/s STC Pvt. Ltd Kanpur.

2. It is advised to submit Payment Advice as per provision of CA.

Enclosure: As above.


(Sudheer Kumar Singh)
Superintending Engineer,
UPJN Lucknow

Endt. No. and date: as above

CC to:

1. Chief Engineer, Lucknow Zone, UP Jal Nigam (Rural), Lucknow
2. Mr. Rajat Gupta, SWSM, NMCG, New Delhi
3. Ms. Nidhi Dwivedi, Project Officer (Technical), NMCG, New Delhi
4. SE, GPCU, UP Jal Nigam (Rural), Etawah
5. SE, E&M, 23rd Circle UP Jal Nigam (Rural), Lucknow
6. EE, CD, Jal Nigam (Rural), Unnao
7. EE, 13th Circle (E&M), UP Jal Nigam (Rural), Lucknow
8. Project Manager, Kanpur River Management Pvt. Ltd. Kanpur

5th PAYMENT MILESTONE CERTIFICATE

Name of Work – Completion of 5th milestone for 05 MLD STP at Shuklaganj (District Unnao) on Hybrid Annuity Based PPP Model under Concession Agreement no. 14/GM/2018-19 dated 21.12.2018.

The 5th payment milestone completion certificate is being issued upon completion of the works corresponding to the actual date of completion of 5th payment milestone as 13.12.2022 instead of the date stipulated as completion date of 5th payment milestone i.e. 10.02.2023, as specified in the revised approved construction plan after approval of time extension by NMCG. In this context, LD for 59 days with provision of double penalty as per direction of DG, NMCG (refer MOM dated 17.02.2022) shall be applicable on the Concessionaire. The milestone targets achieved are on the basis of achieving overall progress of the project i.e. 62.5% target up to 5th milestone on the basis of revised work plan submitted by the Concessionaire.



(Anil Kumar Seth)

TL –incharge

(Project Engineer)

STC Pvt. Ltd. Kanpur

Uttar Pradesh



(Sudheer Kumar Singh)

SE, 3rd Circle

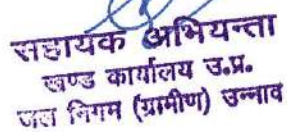
Uttar Pradesh Jal Nigam

Lucknow

Uttar Pradesh



P.K. Mishra
Asstt. Engineer
Division Office (EPM)
UPJN (Rural), Lucknow



सहायक अभियन्ता
खण्ड कार्यालय उ.प्र.
जल निगम (ग्रामीण) उन्नाव



EXECUTIVE ENGINEER
DIVISIONAL OFFICE (E/M)
U.P Jal Nigam (Rural), Lucknow*



अधिसासी अभियन्ता
खण्ड कार्यालय उ.प्र.
जल निगम (ग्रामीण) उन्नाव



**OFFICE OF EXECUTIVE ENGINEER, DIVISIONAL
OFFICE, U.P. JAL NIGAM (RURAL),
GADAN KHERA, BYPASS POST SINGROSI, UNNAO-209801**

Letter No. 360 / w-s-97 / S3

Date: 15 / 02 / 2023

To,

Kanpur River Management Pvt. Limited,
3/83, Vishnupuri, Flat No. 101, 1st Floor
Kanpur- 208002

Name of Work: Construction of 05 MLD STP facilities and related infrastructure at Shuklaganj (District Unnao) with Operation & Maintenance for 15 years under on Hybrid Annuity based PPP model under Namami Gange Project.

Subject: Concession Agreement (CA) no. 14/GM/2018-19 dated 21.12.2018
Certificate for completion of 5th milestone works for 05 MLD STP facilities at Shuklaganj (District Unnao).

Sir,

Please find attached herewith 5th milestone completion certificate as per clause no. 7.13 (a)(ii) of CA for 05 MLD STP facility at Shuklaganj (District Unnao):

SN	Description	5 th Milestone Completion date	
		As per approved CP	Actual achieved on
1	05 MLD STP facility at Shuklaganj	13.12.2022	10.02.2023

1. This completion certificate is being issued on the basis of written information / certification from the Project Manager (Civil) and Project Manager (Mech) of KRMP and Team Leader, Project Engineer, M/s STC Pvt. Ltd Kanpur.
2. You are advised to submit Payment Advice as per provision of CA.

Enclosure: As above.

Yours Sincerely


Executive Engineer

Endt. No. and date: as above

CC to:

1. Chief Engineer, Lucknow Zone, UP Jal Nigam (Rural), Lucknow
2. Superintending Engineer, Circle Office, UP Jal Nigam (Rural), Lucknow
3. Mr. Rajat Gupta, SWSM, NMCG, New Delhi
4. Ms. Nidhi Dwivedi, Project Officer (Technical), NMCG, New Delhi
5. SE, GPCU, UP Jal Nigam (Rural), Kanpur
6. SE, E&M, 23rd Circle UP Jal Nigam (Rural), Lucknow
7. EE, 13th Circle (E&M), UP Jal Nigam (Rural), Lucknow


Executive Engineer

उत्तर प्रदेश जल निगम (ग्रामीण)

कार्यालय अधिषासी अभियन्ता,
Office of the Executive Engineer
खण्ड कार्यालय (वि०/याँ०),
Division Office (E/M)



जल निगम प्रशिक्षण केन्द्र, तृतीय तल,
2 लाल बहादुर शास्त्री मार्ग, लखनऊ-226001
Email- ee13th@gmail.com
Fax No. 0522-2235772

पत्रांक - 119 / W-25 / 108 दिनांक - 15-02-23
सेवा में,
अधिषासी अभियन्ता
निर्माण खण्ड
उ०प्र० जल निगम,
उन्नाव।

विषय: नमामि गंगे कार्यक्रम के अधीन नगर पालिका परिषद शुक्लागंज के अन्तर्गत प्रस्तावित 5 एम०एल०डी० सीवरेज शोधन संयंत्र के पंचम माइलस्टोन हेतु ली गयी आपूर्ति के सत्यापन एवं मूल्यांकन के सम्बन्ध में।

महोदय,

उपरोक्त विषयक आपके पत्रांक 361/W-S-97/54 दिनांक 15/02/2023 तथा कानपुर रिवर मैनेजमेन्ट प्राइवेट लिमिटेड के पत्रांक UPJN/KRMPL/KANPUR/2022-23/2812 दिनांक 08/02/2023 एवं शाह टेक्निकल कन्सल्टेन्ट प्राइवेट लिमिटेड कानपुर के पत्रांक STC/PE/KNP/1980A/SHUKLAGANJ दिनांक 10/02/2023 के सन्दर्भ में अवगत कराना है कि योजनान्तर्गत माइलस्टोन सं०-5 तक सम्मिलित कार्यों में से निम्नलिखित वि०/याँ० कार्यों/सामग्री की आपूर्ति दिनांक 10/02/2023 तक सीवरेज शोधन संयंत्र स्थल पर हुई है।

Sl. No.	Name of Material	Milestone No.	Supply %	Valuation
1-	TRANSFORMER YARD AREA – SUPPLY TRANSFORMER	05	100	2420000
2-	MEP-SUPPLY GATE	05	100	1144000
3-	MEP-SUPPLY INSTRUMENTS (LIKE FLOW METER, GUAGES, LEVEL TRANSMITTER)	05	70	985600
4-	INLET CHAMBER AREA – SUPPLY GATES	05	100	924000
5-	AIR BLOWER ROOM-SUPPLY BLOWER	05	10	304033
6-	CENTRIFUGE HOUSE AND FEED PUMP AREA – SUPPLY CENTRIFUGE FEED PUMP	05	100	2266000
7-	ADMIN BUILDING AREA-SUPPLY LT/HT PANNEL	05	50	1880010
8-	ADMIN BUILDING AREA- SUPPLY PLC/SCADA AUTOMATION	05	94	3389897
9-	CABLE TRAY AND EARTHING WORK – SUPPLY CABLE AND CABLE TRAY	05	66	528808
10-	EXTERNAL ELECTRIFICATION (LIGHTING AND POLE) – SUPPLY LIGHTING AND POLE	05	100	800000
TOTAL RS.				14642348

उपरोक्त कार्यस्थल पर प्राप्त सामग्री का सत्यापन किया जाता है।

भवदीय

अधिषासी अभियन्ता
खण्ड कार्यालय (वि०/याँ०)
उ०प्र० जल निगम (ग्रामीण)
लखनऊ

पू०सं० एवं दिनांक यथोपरि।

प्रतिलिपि निम्नलिखित को सूचनार्थ एवं आवश्यक कार्यवाही हेतु प्रेषित।

- मुख्य अभियन्ता (ल०क्षे०) उ०प्र० जल निगम (ग्रामीण), लखनऊ।
- अधीक्षण अभियन्ता, 23वाँ मण्डल, उ०प्र० जल निगम (ग्रामीण), अयोध्या।
- अधीक्षण अभियन्ता, तृतीय मण्डल, उ०प्र० जल निगम (ग्रामीण), लखनऊ।

अधिषासी अभियन्ता



कार्यालय अधिशासी अभियन्ता, खण्ड कार्यालय

उत्तर प्रदेश जल निगम (ग्रामीण), गदन खेड़ा बाईपास, पोस्ट सिंगरोसी उन्नाव-209801

पत्र संख्या: 361 / W-S-97 / S4 दिनांक: 15/02/2023

सेवा में,

अधिशासी अभियन्ता,
खण्ड कार्यालय (वि०/या०),
उ०प्र० जल निगम (ग्रामीण),
लखनऊ।

विषय:- नमामि गंगे कार्यक्रम के अधीन नगर पालिका परिषद शुक्लागंज के अन्तर्गत निर्माणाधीन 05 एम.एल.डी. क्षमता के सीवरेज शोधन संयंत्र के 5th Payment Milestone Completion Certificate निर्गत करने के सम्बन्ध में।

महोदय,

कृपया उपरोक्त विषय के सम्बन्ध में अवगत कराना है कि प्रोजेक्ट इंजीनियर, शाह टेक्निकल कन्सल्टेंट प्रा०लि०, कानपुर के पत्र सं०- STC/PE/KNP/1980A/Shuklaganj दिनांक 10.02.2023 का अवलोकन करने का कष्ट करें, के माध्यम से नमामि गंगे कार्यक्रम के अधीन नगर पालिका परिषद शुक्लागंज में निर्माणाधीन 05 एम.एल.डी. क्षमता के सीवरेज शोधन संयंत्र के 5th माइलस्टोन पूर्ण हो जाने के फलस्वरूप Concession Agreement की धारा सं०- 7.13(a)(ii) के अनुक्रम में 5th Payment Milestone Completion Certificate को निर्गत करने का अनुरोध किया गया है, जिनमें विद्युत यांत्रिक कार्य सम्मिलित हैं सुलभ सन्दर्भ हेतु स्वीकृत कान्स्ट्रक्शन प्लान के पाँचवे माइलस्टोन की अद्यतन प्रगति संलग्न है।

कृपया नगर पालिका परिषद शुक्लागंज में निर्माणाधीन 05 एम.एल.डी. क्षमता के सीवरेज शोधन संयंत्र के कार्यों से सम्बन्धित 5th Payment Milestone Completion Certificate को अवलोकनोपरान्त हस्ताक्षरित करने का कष्ट करें, जिससे अग्रेतर कार्यवाही की जा सके।

भवदीय


अधिशासी अभियन्ता

संलग्नक- उपरोक्तानुसार।

प्र०सं० एवं दिनांक उपरोक्तानुसार।

प्रतिलिपि निम्नलिखित को सूचनार्थ एवं आवश्यक कार्यवाही हेतु प्रेषित।

1. मुख्य अभियन्ता (ल०क्षे०), उ०प्र० जल निगम (ग्रामीण), लखनऊ।
2. अधीक्षण अभियन्ता, मण्डल कार्यालय, उ०प्र० जल निगम (ग्रामीण), लखनऊ।
3. अधीक्षण अभियन्ता, मण्डल कार्यालय, उ०प्र० जल निगम (ग्रामीण), कानपुर नगर।
4. अधीक्षण अभियन्ता, मण्डल कार्यालय (वि०/या०), उ०प्र० जल निगम (ग्रामीण), अयोध्या।
5. श्री माधव कुमार एनालिसिस एक्सपर्ट, एन.एम.सी.जी. नई दिल्ली।
6. प्रोजेक्ट इंजीनियर, शाह टेक्निकल कन्सल्टेंट, 117/426-14-ओ ब्लॉक, गीतानगर, अनुराग हास्पिटल के सामने, शारदा नगर, कानपुर- 208025।
7. श्री सुभाष चन्द्र, सहायक अभियन्ता/ श्री अंकुर सक्सेना, जूनियर इंजीनियर।
8. परियोजना प्रबन्धक, कानपुर रिवर मैनेजमेंट प्रा०लि०, 101 प्रथम तल, 3/83, विष्णुपुरी, कानपुर।

S in P.K. Mishra
S in Ajay Kumar



उत्तर प्रदेश
मुख्य अभियन्ता


उत्तर 5th Milestone के अंतर्गत
की प्रती उपरोक्त के माप सुविधा 302 (L)
पृष्ठ सं- 11812 में सत्यापित किया गया है।
माप सुविधा एवं आन 22/02/2023

अधिशासी अभियन्ता

11	Installation of Diffuser	101	01 Job
12	" " RAS & SAS Pump	101	01 Job
13	" " Chain Pulley Block (HOT)	101	01 Job
14	Installation of Chlorination System etc	101	01 Job
15	Supply of PMCC Panel.	101	1 Job
16	Installation of PMCC Panel	101	1 Job

Name of Work : Namaval Gange Prapancha 1st MLD STP Unhao
 Situation : Rathorele
 Agency : CA - 14/CM/18-19 Dt. - 21-12-2018
 Name of Contractor : M/S. KRMPL Kanpur
 Date of Measurement : 24.07.2022 (As recorded on)
 Name of Subordinate : A.K. Kurval

1 Supply of Ushamaketeeri lobe type
 UR-1300H. V Belt Driven Compressor
 Having m/c No - 22230039, 22230038
 & 22230040 Dynamically Balanced
 Rotor's and imported Roller Bearings
 having special radial clearance along with
 following - (i) V-Pulley -
 (ii) V Belt
 (iii) Pr Gauge with isolation cock.
 (iv) Fabricated Base frame Common for

103

 03 Set

- m/c and motor
- (v) Weight loaded Safety Valve
- (vi) Wafer type Non Return Valve with mating flange fitted with NRV
- (vii) V-Belt Guard
- (viii) Attachment for weight loaded Safety Valve
- (ix) Suction Air filter
- (x) Suction Silencer
- (xi) Discharge Silencer.
- (xii) Expansion Bellow
- (xiii) Distance Piece for Discharge Silencer.



Particulars	Details of actual measurement				Contents or area/Vol.
	No.	L.	B.	H.	
A/f.					
iv) - foundation Bolts					
v) Butterfly valve					
vi) Distance Piece for Butterfly valve					
2. Installation of Blower		1x1			1 Job
3. " " HOIST (EOT)		1x1			1 Job
					<u>dpal</u> 24/07/2022
Name of Work : <u>Nawansh Gauge Programme / 5 MCB shedlagani, Unnao</u> Location : <u>Raebareilly</u> Agency : <u>CA-14/GM/18-19 dt. - 21-12-2018</u> Name of Contractor : <u>M/S. KRMP L RAJOUR</u> Date of Measurement : <u>02.02.2023</u> Name of Subordinate : <u>A. K. Kureel.</u>					
Supply of 11/0.433 KV, 400KVA					
CTN Transformer SL-VMCLA/621886248		1x2			02 NOS.
Supply of Gates as per following for MEP—					
1- Gate Assy, Manual. 3000x250		1x1			01 No.
2- Gate Assy. " 1250x200		1x2			02 NOS.
3- Gate Assy. electric 400x700		1x2			02 NOS.
4- Gate Assy. Manual- 400x700		1x2			02 NOS.
5- Gate Assy, electric-900x700		1x1			01 No.
6- Gate Assy - Manual 900x700		1x1			01 No.
7- Gate Assy. Manual 600x600		1x2			02 NOS.
8- Gate Assy - " 600x600		1x1			01 NOS
9- " " electric - 600x600 for					
D/S of Mech & Manual screen		1x2			02 NOS.
10- Gate Assy - electric - 600x600 for D/S of					
mech & Manual screen		1x2			02 NOS
11- Gate Assy electric, 600x600 for D/S of Grit					
chamber		1x2			02 NOS

DETAILS OF PAYMENT MILESTONE FOR 05 MLD SHUKLAGANJ SITE

Sr. No.	Description of Items	Proposed BOQ Amount	Milestone-1 (From 15th March '21 to 1st Sep '22)		Milestone-2 (From 2nd Sep '21 to 27th Dec '21)		Milestone-3 (From 28th Dec '21 to 04th April '22)		Milestone-4 (From 05th April '22 to 29th June '22)		Milestone-5 (From 30th June '22 to 13th Dec '22)		Achieved for 5th Milestone	Milestone-6 (From 14th Dec '22 to 13th Feb '23)		Achieved for 6th Milestone	Milestone-7 (From 14th Feb '23 to 13th Apr '23)		Achieved for 7th Milestone	Milestone-8 (From 14th Apr '23 to 13th June '23)		Achieved for 8th Milestone	
			%	Amount	%	Amount	%	Amount	%	Amount	%	Amount	%	Amount	%	Amount	%	Amount	%	Amount	%	Amount	
I	Design & Drawing of STP																						
1	On approval of BEP	53,23,755.00	100%	53,23,755.00																			
2	On approval of design & drawings for Civil & Sewerage	53,23,755.00	90%	47,91,379.50			10%	5,32,375.50															
II	CONSTRUCTION																						
A	SHUKLAGANJ STP (5 MLD)																						
i)	SBR Basin Area																						
1	Site Clearance	4,79,137.96	100%	4,79,137.96	0%																		
2	Excavation wall footing	19,16,551.84	60%	11,49,931.10	40%	7,66,620.74																	
3	PCC wall footing	23,95,689.80			53%	12,68,992.59			47%	11,26,697.21													
4	RCC Foundation/Raft of wall	28,74,827.76					100%	28,74,827.76															
5	Wall 50% of total upto base slab	23,95,689.80					100%	23,95,689.80															
6	Walls (balance 50% of upto base slab)	23,95,689.80					100%	23,95,689.80															
7	PCC Base Slab	35,93,534.70							100%	35,93,534.70													
8	RCC Foundation base slab	26,35,258.78							66%	17,41,906.05	34%	8,93,352.73	34%	8,93,352.73									
9	Wall 50% of total lift work	23,95,689.80												100%	23,95,689.80	50%	11,97,844.90						
10	Walls (balance 50% of Total Lift work)	16,76,982.96																100%	16,76,982.86	50%	8,38,491.43		
13	Hydro Testing /Finishing works	11,97,844.90																			100%	11,97,844.90	
ii)	Chlorination Tank Area																						
1	Site Clearance	47,913.80	100%	47,913.80																			
2	Excavation	3,11,439.70					100%	3,11,439.70															
3	PCC	3,59,353.50					100%	3,59,353.50															
4	RCC Foundation/Raft	5,98,922.50					100%	5,98,922.50															
5	Wall 50% of total lift work	3,59,353.50							80%	2,87,482.80	20%	71,870.70	20%	71,870.70									
6	Walls (balance 50% of Total Lift work)	4,79,138.00									100%	4,79,138.00	100%	4,79,138.00									
7	Baffle Walls work	1,19,784.50									100%	1,19,784.50	100%	1,19,784.50									
8	Hydro Testing /Finishing works	1,19,784.50									100%	1,19,784.50	100%	1,19,784.50									
iii)	Chlorination Room Area																						
1	Site Clearance	47,913.80	100%	47,913.80																			
2	Excavation	1,91,655.20					100%	1,91,655.20															
3	PCC	2,39,569.00					100%	2,39,569.00															
4	RCC Foundation/Column footing	5,98,922.50					50%	2,99,461.25															
5	Column & Beam	3,59,353.50							60%	2,15,612.10	20%	71,870.70	20%	71,870.70									
6	Ground floor Slab	2,39,569.00									100%	2,39,569.00	100%	2,39,569.00									
7	Roof Slab	3,59,353.50									100%	3,59,353.50	100%	3,59,353.50									
8	Brickwork	1,19,784.50									100%	1,19,784.50	50%	59,892.25									
9	Plaster	1,19,784.50											100%	1,19,784.50									
10	Testing/finishing works	1,19,784.50											50%	59,892.25				50%	59,892.25				
iv)	Guard Room Area																						
1	Site Clearance	33,539.66	100%	33,539.66																			
2	Excavation	1,34,158.64	100%	1,34,158.64																			
3	PCC	1,67,698.30	100%	1,67,698.30																			
4	RCC Foundation/column footing	1,67,698.30	100%	1,67,698.30																			
5	Column & Beam	2,51,547.45	100%	2,51,547.45																			
6	RCC Ground floor Slab	2,51,547.45					100%	2,51,547.45															
7	RCC Roof Slab	83,849.15					100%	83,849.15															
8	Brick work	1,67,698.30							100%	1,67,698.30													
9	Plumbing, fixtures	83,849.15																					
10	Sanitary works	83,849.15																					
11	Electrification work	83,849.15																				100%	83,849.15
12	Plaster	83,849.15									100%	83,849.15											
13	Finishing works	83,849.15											50%	41,924.58				50%	41,924.58				
v)	Admin Bldg Area (G+1)																						
1	Site Clearance	1,05,410.34	100%	1,05,410.34																			
2	Excavation	2,63,525.85			100%	2,63,525.85																	
3	PCC	3,68,936.19					100%	3,68,936.19															
4	Column footings/Foundation	5,27,051.70					100%	5,27,051.70															
5	Column & Beam up to Floor Base slab	7,90,577.55					80%	6,32,462.04	20%	1,58,115.51													
6	Floor base slab	7,90,577.55									100%	7,90,577.55											
7	Column & Beam upto Roof Slab	4,21,641.36											100%	4,21,641.36									
8	1st Floor Roof Slab	6,85,167.21											100%	6,85,167.21									
9	Brickwork	4,21,641.36																					
10	Electrification, plumbing, fixtures, sanitary works	3,68,936.19																					
11	Plaster	2,63,525.85																					
12	finishing works	2,63,525.85																					
vii)	Air Blower Room Area																						
1	Site Clearance	95,827.60	100%	95,827.60																			
2	Excavation	3,83,310.40			100%	3,83,310.40																	
3	PCC	7,18,707.00					100%	7,18,707.00															
4	RCC Foundation/column footing	7,18,707.00					100%	7,18,707.00															
5	Column & Beam	7,18,707.00					80%	5,74,965.60	20%	1,43,741.40													
6	RCC Roof Slab	9,58,276.00									100%	9,58,276.00											
7	Cable Trench Work	4,79,138.00											100%	4,79,138.00	100%	4,79,138.00							
8	Brick work	2,39,569.00											100%	2,39,569.00									
9	Plaster	2,39,569.00											100%	2,39,569.00									
10	Testing/Finishing work	2,39,569.00																					
viii)	Staff Quarter Area (G+1)																						
1	Site Clearance	33,539.66	100%	33,539.66																			
2	Excavation	1,34,158.64	100%	1,34,158.64																			
3	PCC	1,67,698.30			100%	1,67,698.30																	
4	RCC Foundation/column footing	1,67,698.30			100%	1,67,698.30																	

DETAILS OF PAYMENT MILESTONE FOR 05 MLD SHUKLAGANJ SITE

Sr. No.	Description of Items	Proposed BOQ Amount	Milestone-1 (From 15th March '21 to 1st Sep '21)		Milestone-2 (From 2nd Sep '21 to 27th Dec '21)		Milestone-3 (From 28th Dec '21 to 04th April '22)		Milestone-4 (From 05th April '22 to 29th June '22)		Milestone-5 (From 30th June '22 to 13th Dec '22)		Achieved for 5th Milestone	Milestone-6 (From 14th Dec '22 to 13th Feb '23)		Achieved for 6th Milestone	Milestone-7 (From 14th Feb '23 to 13th Apr '23)		Achieved for 7th Milestone	Milestone-8 (From 14th Apr '23 to 13th June '23)		Achieved for 8th Milestone	
			%	Amount	%	Amount	%	Amount	%	Amount	%	Amount	%	Amount	%	Amount	%	Amount	%	Amount	%	Amount	
vii Inlet Chamber Area																							
1	Site Clearance	28,748.28	-	-	-	-	100%	28,748.28	-	-	-	-	-	-	-	-	-	-	-	-	-	-	
2	Excavation & PCC	1,86,863.82	-	-	-	-	50%	93,431.91	50%	93,431.91	-	-	-	-	-	-	-	-	-	-	-	-	
3	RCC Foundation/Column footing	2,15,612.10	-	-	-	-	-	-	100%	2,15,612.10	-	-	-	-	-	-	-	-	-	-	-	-	
4	Column & Beam	3,59,353.50	-	-	-	-	-	-	25%	91,455.47	75%	2,67,898.03	75%	2,67,898.03	-	-	-	-	-	-	-	-	
5	RCC Slab	2,87,482.80	-	-	-	-	-	-	-	-	-	-	-	-	100%	2,87,482.80	-	-	-	-	-	-	
6	RCC Wall	2,87,482.80	-	-	-	-	-	-	-	-	-	-	-	-	100%	2,87,482.80	-	-	-	-	-	-	
7	Hydro Testing /Finishing works	71,870.70	-	-	-	-	-	-	-	-	-	-	-	-	-	-	70%	50,309.49	-	-	30%	21,561.21	
viii Manual & Mechanical Fine Bar Screen Chamber																							
1	Site Clearance	28,748.28	-	-	-	-	100%	28,748.28	-	-	-	-	-	-	-	-	-	-	-	-	-	-	
2	Excavation	1,86,863.82	-	-	-	-	100%	1,86,863.82	-	-	-	-	-	-	-	-	-	-	-	-	-	-	
3	PCC	2,15,612.10	-	-	-	-	-	-	100%	2,15,612.10	-	-	-	-	-	-	-	-	-	-	-	-	
4	RCC Foundation	2,87,482.80	-	-	-	-	-	-	100%	2,87,482.80	-	-	-	-	-	-	-	-	-	-	-	-	
5	Column & Beam	2,15,612.10	-	-	-	-	-	-	25%	54,873.28	75%	1,60,738.82	75%	1,60,738.82	-	-	-	-	-	-	-	-	
6	RCC Slab	2,87,482.80	-	-	-	-	-	-	-	-	-	-	-	-	100%	2,87,482.80	-	-	-	-	-	-	
7	RCC Wall	71,870.70	-	-	-	-	-	-	60%	43,122.42	-	-	-	-	40%	28,748.28	-	-	-	-	-	-	
8	Walkway/Platform	71,870.70	-	-	-	-	-	-	-	-	-	-	-	-	100%	71,870.70	-	-	-	-	-	-	
9	Hydro Testing /Finishing works	71,870.70	-	-	-	-	-	-	-	-	-	-	-	-	-	-	-	-	-	-	100%	71,870.70	
ix Grit Chamber Area																							
1	Site Clearance	62,287.94	-	-	-	-	100%	62,287.94	-	-	-	-	-	-	-	-	-	-	-	-	-	-	
2	Excavation	4,04,871.61	-	-	-	-	100%	4,04,871.61	-	-	-	-	-	-	-	-	-	-	-	-	-	-	
3	PCC	4,67,159.55	-	-	-	-	-	-	100%	4,67,159.55	-	-	-	-	-	-	-	-	-	-	-	-	
4	RCC Foundation	6,22,879.40	-	-	-	-	-	-	100%	6,22,879.40	-	-	-	-	-	-	-	-	-	-	-	-	
5	Column & Beam	4,67,159.55	-	-	-	-	-	-	25%	1,18,751.96	75%	3,48,407.59	75%	3,48,407.59	-	-	-	-	-	-	-	-	
6	RCC Slab	6,22,879.40	-	-	-	-	-	-	-	-	-	-	-	-	100%	6,22,879.40	50%	3,11,439.70	-	-	-	-	
7	RCC Wall	1,55,719.85	-	-	-	-	-	-	-	-	-	-	-	-	100%	1,55,719.85	-	-	-	-	-	-	
8	Walkway/Platform	1,55,719.85	-	-	-	-	-	-	-	-	-	-	-	-	100%	1,55,719.85	-	-	-	-	-	-	
9	Hydro Testing /Finishing works	1,55,719.85	-	-	-	-	-	-	-	-	-	-	-	-	-	-	70%	1,09,003.90	-	-	30%	46,715.96	
x Parshall Flume Channel Area																							
1	Site Clearance	62,287.94	-	-	-	-	100%	62,287.94	-	-	-	-	-	-	-	-	-	-	-	-	-	-	
2	Excavation	4,04,871.61	-	-	-	-	60%	2,42,922.97	-	-	40%	1,61,948.64	40%	1,61,948.64	-	-	-	-	-	-	-	-	
3	PCC	4,67,159.55	-	-	-	-	-	-	100%	4,67,159.55	100%	4,67,159.55	100%	4,67,159.55	-	-	-	-	-	-	-	-	
4	RCC Foundation	4,67,159.55	-	-	-	-	-	-	100%	4,67,159.55	100%	4,67,159.55	100%	4,67,159.55	-	-	-	-	-	-	-	-	
5	Column & Beam	4,67,159.55	-	-	-	-	-	-	100%	4,67,159.55	100%	4,67,159.55	100%	4,67,159.55	-	-	-	-	-	-	-	-	
6	RCC Slab	6,22,879.40	-	-	-	-	-	-	-	-	-	-	-	-	100%	6,22,879.40	50%	3,11,439.70	-	-	-	-	
7	RCC Wall	1,55,719.85	-	-	-	-	-	-	-	-	-	-	-	-	100%	1,55,719.85	-	-	-	-	-	-	
8	Walkway/Platform	1,55,719.85	-	-	-	-	-	-	-	-	-	-	-	-	100%	1,55,719.85	-	-	-	-	-	-	
9	Piping & fitting Work	1,55,719.85	-	-	-	-	-	-	-	-	-	-	-	-	-	-	100%	1,55,719.85	-	-	-	-	
10	Hydro Testing /Finishing works	1,55,719.85	-	-	-	-	-	-	-	-	-	-	-	-	-	-	70%	1,09,003.90	-	-	30%	46,715.96	
xi Sludge Dewatering System Area (Centrifuge Pump House, Sludge sump & Poly dosing tank)																							
1	Site Clearance	86,244.84	-	-	-	-	100%	86,244.84	-	-	-	-	-	-	-	-	-	-	-	-	-	-	
2	Excavation	2,15,612.10	-	-	-	-	-	-	-	-	100%	2,15,612.10	100%	2,15,612.10	-	-	-	-	-	-	-	-	
3	PCC	3,44,979.36	-	-	-	-	-	-	-	-	100%	3,44,979.36	100%	3,44,979.36	-	-	-	-	-	-	-	-	
4	RCC Foundation	4,31,224.20	-	-	-	-	-	-	-	-	100%	4,31,224.20	100%	4,31,224.20	-	-	-	-	-	-	-	-	
5	Column & beam Upto First Floor	4,31,224.20	-	-	-	-	-	-	-	-	-	-	-	-	-	-	-	-	-	-	-	-	
6	First Floor Slab	6,46,836.30	-	-	-	-	-	-	-	-	-	-	-	-	100%	6,46,836.30	-	-	-	-	-	-	
7	Column & Beam First Floor to Roof Slab	4,31,224.20	-	-	-	-	-	-	-	-	-	-	-	-	100%	4,31,224.20	-	-	-	-	-	-	
8	Roof Slab	6,46,836.30	-	-	-	-	-	-	-	-	-	-	-	-	-	-	100%	6,46,836.30	-	-	-	-	
9	Brickwork	4,31,224.20	-	-	-	-	-	-	-	-	-	-	-	-	100%	4,31,224.20	-	-	-	-	-	-	
10	Plaster	2,15,612.10	-	-	-	-	-	-	-	-	-	-	-	-	100%	2,15,612.10	-	-	-	-	-	-	
11	Piping & fittings Work	2,15,612.10	-	-	-	-	-	-	-	-	-	-	-	-	50%	1,07,806.05	-	-	-	50%	1,07,806.05		
12	Hydro Testing /Finishing works	2,15,612.10	-	-	-	-	-	-	-	-	-	-	-	-	-	-	70%	1,09,003.90	-	-	100%	2,15,612.10	
xii Sludge Thickener Area																							
1	Site Clearance	67,079.32	100%	67,079.32	-	-	-	-	-	-	-	-	-	-	-	-	-	-	-	-	-	-	
2	Excavation	4,36,015.58	100%	4,36,015.58	-	-	-	-	-	-	-	-	-	-	-	-	-	-	-	-	-	-	
3	PCC	5,03,094.90	100%	5,03,094.90	-	-	-	-	-	-	-	-	-	-	-	-	-	-	-	-	-	-	
4	RCC Foundation Wall/base slab	8,38,491.50	-	-	100%	8,38,491.50	-	-	-	-	-	-	-	-	-	-	-	-	-	-	-	-	
5	Wall 50% of total lift work	6,70,793.20	-	-	-	-	100%	6,70,793.20	-	-	-	-	-	-	-	-	-	-	-	-	-	-	
6	Walls (balance 50% of Total Lift work)	6,70,793.20	-	-	-	-	80%	5,36,634.56	8%	53,663.46	12%	80,495.18	12%	80,495.18	-	-	-	-	-	-	-	-	
7	Hydro Testing /Finishing works	1,67,698.30	-	-	-	-	-	-	-	-	100%	1,67,698.30	-	-	-	-	-	-	-	-	-	-	
xiii Supernatant Sump Area																							
1	Site Clearance	47,913.80	100%	47,913.80	-	-	-	-	-	-	-	-	-	-	-	-	-	-	-	-	-	-	
2	Excavation	3,11,439.70	-	-	100%	3,11,439.70	-	-	-	-	-	-	-	-	-	-	-	-	-	-	-	-	
3	PCC	3,59,353.50	-	-	-	-	100%	3,59,353.50	-	-	-	-	-	-	-	-	-	-	-	-	-	-	
4	RCC Foundation wall/base slab	5,98,922.50	-	-	-	-	100%	5,98,922.50	-	-	-	-	-	-	-	-	-	-	-	-	-	-	
5	Wall 50% of total lift work	4,79,138.00	-	-	-	-	100%	4,79,138.00	-	-	-	-	-	-	-	-	-	-	-	-	-	-	
6	Walls (balance 50% of Total Lift work)	4,79,138.00	-	-	-	-	100%	4,79,138.00	-	-	-	-	-	-	-	-	-	-	-	-	-	-	
7	Hydro Testing /Finishing works	1,19,784.50	-	-	-	-	-	-	-	-	100%	1,19,784.50	-	-	-	-	-	-	-	-	-	-	
xiv Sludge Storage Platform Area																							
1	Site Clearance	95,827.60	-	-	-	-	100%	95,827.60	-	-	-	-	-	-	-	-	-	-	-	-	-	-	
2	Excavation	3,83,310.40	-	-	-	-	-	-	-	-	-	-	100%	3,83,310.40	-	-	-	-	-	-	-	-	
3	PCC	5,74,965.60	-	-	-	-	-	-	-	-	-	-	100%	5,74,965.60	-	-	-	-	-	-	-	-	
4	Foundation Work	7,66,620.80	-	-	-	-	-																

DETAILS OF PAYMENT MILESTONE FOR 05 MLD SHUKLAGANJ SITE

Sr. No.	Description of Items	Proposed BOQ Amount	Milestone-1 (From 15th March '21 to 1st Sep '21)		Milestone-2 (From 2nd Sep '21 to 27th Dec '21)		Milestone-3 (From 28th Dec '21 to 04th April '22)		Milestone-4 (From 05th April '22 to 29th June '22)		Milestone-5 (From 30th June '22 to 13th Dec '22)		Achieved for 5th Milestone	Milestone-6 (From 14th Dec '22 to 13th Feb '23)		Achieved for 6th Milestone	Milestone-7 (From 14th Feb '23 to 13th Apr '23)		Achieved for 7th Milestone	Milestone-8 (From 14th Apr '23 to 13th June '23)		Achieved for 8th Milestone				
			%	Amount	%	Amount	%	Amount	%	Amount	%	Amount	%	Amount	%	Amount	%	Amount	%	Amount	%	Amount				
v)	B. Installation - DG MEP														100%	7,75,000.00										
	A. Supply - Screen	41,80,000.00								100%	33,44,000.00															
	B. Installation - Screen																									
	C. Supply - Hoist	5,85,000.00					100%	4,68,000.00																		
	D. Installation - Hoist																									
	E. Supply - Pumps & Motors(MEP)	86,80,000.00							100%	69,44,000.00																
	F. Installation - Pumps & Motors(MEP)																									
	G. Supply - Gates	14,30,000.00								100%	11,44,000.00	100%	11,44,000.00													
	H. Supply - Valves(MPS)	14,30,000.00								50%	5,76,549.00			50%	5,67,451.00											
	I. Installation - Gate & Valves(MPS)																									
	J. Installation - Gate & Valves(MPS)																									
	K. Supply Instruments(like flow meter, Guages, level, Transmitter)	17,60,000.00								70%	9,85,600.00	70%	9,85,600.00	30%	4,22,400.00											
	L. Installation - Instruments(like flow meter, Guages, level, Transmitter)																									
vi)	INLET CHAMBER AREA																									
	A. Supply - Gates	11,55,000.00								100%	9,24,000.00	100%	9,24,000.00													
	B. Supply - Valves(STP)	11,55,000.00												100%	9,24,000.00											
	C. Installation - Gates																									
	D. Installation - Valves(STP)																									
vii)	FINE SCREEN AREA		0																							
	A. On supply - Fine Screen	17,60,000.00								100%	14,08,000.00															
	B. On Installation - Fine Screen																									
viii)	SBR BASIN AREA																									
	A. On supply - Decanter Equipment	93,15,000.00		100%	74,52,000.00																					
	B. Installation - Decanter Equipment																									
	C. On supply - Diffuser	1,06,15,000.00		100%	84,92,000.00																					
	D. On Installation - Diffuser																									
	E. On supply - BAS Pump, SAS Pump	34,70,000.00						100%	27,76,000.00																	
	F. On Installation - RAS Pump, SAS Pump																									
	G. On supply - Chain Pulley Block	3,85,000.00						100%	3,08,000.00																	
	H. On Installation - Chain Pulley Block																									
ix)	AIR BLOWER ROOM																									
	A. Supply - Blower	38,00,000.00				50%	15,16,356.00	40%	12,19,610.57	10%	3,04,033.43	10%	3,04,033.43													
	B. Installation - Blower																									
	C. Supply - Hoist Work	5,75,000.00						100%	4,60,000.00																	
	D. Installation - Hoist Work																									
x)	CHLORINATION ROOM AREA																									
	A. Supply - Chlorination system(Dosing pumps, chlorinators, Tonnes, Chemicals & Piping work)	15,95,000.00				50%	6,37,277.00	40%	5,10,400.00	10%	1,28,323.00															
	B. Installation - Chlorination system(Dosing pumps, chlorinators, Tonnes, Chemicals & Piping work)																									
	C. Supply - Chlorine Nutrilisation Tank	2,75,000.00												100%	2,20,000.00											
	D. Installation - Chlorine Nutrilisation tank																									
	E. Supply - Hoist Work	2,85,000.00						100%	3,08,000.00																	
	F. Installation - Hoist Work																									
xi)	CENTRIFUGE HOUSE & FEED PUMP AREA																									
	A. On supply - Centrifuge	28,32,500.00													100%	22,66,000.00										
	B. On supply - Centrifuge Feed Pump	28,32,500.00													100%	22,66,000.00	100%	22,66,000.00								
	C. On Installation - Centrifuge																									
	D. On Installation - Centrifuge Feed Pump																									
xii)	ADMN BUILDING AREA																									
	A. Supply - LT/HT Panel	46,90,000.00												68%	25,36,509.00	50%	18,80,010.00	33%	12,15,491.00							
	B. Installation - LT/HT Panel																									
	C. Supply - PLC/SCADA Automation	45,00,000.00																								
	D. Installation - PLC/SCADA Automation																									
xiii)	Cable Tray & Earthing work																									
	A. Supply - Cable & cable Tray	10,00,000.00								100%	8,00,000.00	66%	5,28,808.00													
	B. Installation - Cable & cable Tray																									
xiv)	External Electrification (lighting & Pole)																									
	A. Supply	10,00,000.00								60%	4,89,176.00	60%	4,89,176.00	40%	3,10,824.00	40%	3,10,824.00									
	B. Installation																									
xv)	TESTING OF E&M EQUIPMENT FOR STP & MPS	76,48,000.00																								
xvi)	EQUIPMENT TOOLS & MISC.	3,70,000.00																								
1)	TRIAL RUN & COMMISSIONING																									
	Trial Run & Commissioning																									
		21,29,50,200.00		2,66,18,775		2,66,18,775		2,66,18,775		2,66,18,775		2,66,18,775		1,40,49,834		2,66,18,775		83,40,553		2,66,18,775		8,38,491		2,66,18,775		33,89,897

Note:

1st milestone	=	2,66,18,775
2nd milestone	=	2,66,18,775
3rd Milestone	=	2,66,18,775
4th Milestone	=	2,66,18,775
5th Milestone	=	1,40,49,834
6th Milestone	=	83,40,553
7th Milestone	=	8,38,491
8th Milestone	=	33,89,897
Total Amount	=	13,30,93,875
Total % as on 04.02.2023	=	62.50%

P.K. Mishra
Asstt. Engineer
Division Office (EPM)
UPJN (Rural), Lucknow

[Signature]
EXECUTIVE ENGINEER
DIVISIONAL OFFICE (EIM)
Jal Nigam (Rural), Lucknow

सहायक अभियन्ता
खण्ड कार्यालय उ.प्र.
जल निगम (ग्रामीण) लखनऊ

Executive Engineer
Division Office-U.P.
Jal Nigam Rural-Unnao



KANPUR RIVER MANAGEMENT PRIVATE LIMITED

Registered Office: SP Centre, 41/44, Minoo Desai Marg, Colaba, Mumbai 400 005.

Tel.: +91-22-6749 0000 Fax: +91-22-6633 8176

Project Office: Flat No 101, First Floor, 3/83, Vishnupuri, Kanpur- 208002, Uttar Pradesh, India.

CIN: U90000MH2018PTC317170

EE-Unnao

Ref:UPJN/KRMPL/Kanpur/2022-23/2819

Date: 17-02-2023

To,
Superintendent Engineer
3rd Circle, UP Jal Nigam (Rural)
Lucknow

Project: "Development of Sewerage Treatment Plants on Hybrid Annuity PPP basis at Kanpur, UP".

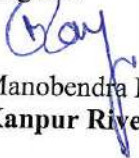
Subject: Submission of Invoice against 5th milestone for 05 MLD STP Shuklaganj facilities.

Dear Sir,

With reference to the above subject, we are hereby submitting the Invoice no. Shuklaganj RA-05 dated 15.02.2023 against 5th milestone completion certificate for Shuklaganj facilities amounting Rs. 1,53,34,886.00 (Rupees One Crore Fifty Three Lakh Thirty Four Thousand Eight Hundred Eighty Six Only) in line with the clause no. 9.3e(i)(a) of Concessionaire Agreement for your certification & releasing of our payment at the earliest.

Thanking you and your cooperation will be highly appreciated.

Regards


Manobendra Ray- Project Manager
Kanpur River Management Private Limited

Encl: - RA Bill No. 05

Copy to:

1. Chief Engineer, UPJN, Near Suraj Kund Park, Lucknow
2. Mr. Madhava Kumar R, Sr. Eco. Fin. Alys. Expert, NMCG,
3. Mr R K Gupta, NMCG, Delhi
4. SE, Construction Circle, UPJN, Kanpur
5. Executive Engineer, UPJN, Gedan Kheda Bypass, Unnao
6. Executive Engineer, 13th Division, UPJN, Lucknow
7. Team Leader, Shah Technical Consultant, Kanpur

Email: zce_1_g@yahoo.in

Email: madhvakumar@nmcg.nic.in

Email: rkgupta@nmcg.nic.in

Email: se.etw.upjn@gmail.com

Email: ee.cityunnao_upjn@yahoo.in

Email: ee13th@gmail.com

Email: pe.kanpurstc@gmail.com


Si Ankur (PS)

KANPUR RIVER MANAGEMENT PRIVATE LIMITED
101, First Floor, Vishnupuri, Kanpur, Uttar Pradesh, 208002

Original for Recipient

RA Bill

Invoice No: SHUKLAGANJ RA-5
 Invoice date: 17-02-2023
 Reverse Charge (Y/N):
 State: Uttar Pradesh

Unique No : SHUKLAGANJ RA-5
 Location : Shuklaganj Facility
 Place of Supply:- Kanpur, Uttar Pradesh

Details of the Receiver (Billed to)

Name: Supretending Engineer
 Address:- Office of Supretending Engineer, Circle Office, UP Jal Nigam (Rural), Benajhabar Road, Kanpur
 GSTIN: 09AAALU01014A1ZL
 State: Uttar Pradesh

Details of Consignee (Shipped to)

Name: Kanpur River Management Private Limited
 Address:- 101, First Floor, Vishnupuri, Kanpur, Uttar Pradesh, 208002
 GSTIN: 09AAAHCK3686N1ZQ
 State: Uttar Pradesh

S. No.	Item Description	HSN/SAC Code	Taxable Value	IGST Rate	IGST Amount	CGST Rate	CGST Amount	SGST Rate	SGST Amount	Total
A	Accepted Bid Project Cost (Shuklaganj)	21,29,50,200								
B	Bid Due Date	05-06-2018								
C	Completion of 5th Milestone	04-02-2023								
D	WPI	70.00%								
E	CPI(IW)	30.00%								
F	WPI on Bid Due Date	118.30	2,37,66,763	9%	21,39,009	9%	21,39,009	9%	21,39,009	2,80,44,781
G	CPI(IW) on Bid Due Date	289.00	87,22,402	9%	7,85,016	9%	7,85,016	9%	7,85,016	1,02,92,434
H	Total Reference Index on Bid Due Date	169.51								
I	WPI on Submission of Invoice	150.40								
J	CPI(IW) on Submission of Invoice	421.51								
K	Total Price Indices on Invoice submission Date	231.73								
L	Multiplying factor	1.367								
M	5th RA Bill of 12.5% of (M= 12.5% of A) in Rs.	2,37,66,763	32489166							
	Total									

Total Amount before Tax		29,24,025.00
Add: IGST		
Add: CGST		
Add: SGST		
Total Tax Amount		
Total Amount including GST		
Payable Amount 40% of 5th Milestone inclusive of price adjustment (as per Clause no. 9.3e(i)(a))		

Total Invoice amount in words:- Rupees One Crore Fifty Three Lakh Thirty Four Thousand Eight Hundred Eighty Six Only

Certified that the particulars given above are true and correct

Kanpur River Management Private Limited

[Signature]
Authorised Signatory

2852012=0
2852012=0
5704024=00
36387865=0
14555146=00

2023

Abstract Sheet for RA Bill No. 05

Name of Project		Design, Build, Rehabilitate & Operate with associated Infrastructure for a Period Of minimum 15 Years Under Hybrid Annuity Based PPP Model in Kanpur City Distt. Kanpur & Unnao, Shuklaganj of Unnao District, State of Uttar Pradesh, India.				
Employer		Office of Supretending Engineer,Circle Office, UP Jal Nigam (Rural), Benajhabar Road, Kanpur				
Contractor		Kanpur River Management Private Limited				
						17-02-2023
Sr. No.	FACILITY	Plant	Total Amount	Progressive Milestone Amount		Remarks
1	Shuklaganj	05 MLD - SHUKLAGANJ STP	21,29,50,200.00	Previous 10,64,75,100.00	Present 2,66,14,425.00 2,80,44,781.39	Upto Date 15,09,38,725.00 13,45,19,881.39
2		ESCALATION AMOUNT		3,31,66,993.82	9,76,90,000.00 1,02,92,434.17	6,29,16,084.00 4,34,59,427.98
		Grand Total	21,29,50,200.00	13,96,42,093.82	3,63,89,865.00 3,83,37,215.56	17,60,29,959.00 17,79,79,309.38

Note: All Prices are Inclusive Of Taxes


Kanpur River Management Pvt. Ltd.

Authorized Signatory



वर्ष 2022 के लिए केंद्रवार औद्योगिक श्रमिकों के लिए उपभोक्ता मूल्य सूचकांक आधार 2016 = 100 / Centre Wise Consumer Price Index Number for Industrial workers on Base 2016 = 100 for Year 2022

क्र. सं. / S no	(राज्य)State Description	संक्षिप्त नाम/ Short Name	(केंद्र)Centre Desc	जनवरी/ Jan	फरवरी/ Feb	मार्च/ Mar	अप्रैल/ Apr	मई/ May	जून/ Jun	जुलाई/ Jul	अगस्त / Aug	सितंबर/ Sep	अक्टूबर/ Oct	नवंबर/ Nov	दिसंबर /Dec
1	आंध्र प्रदेश/ANDHRA PRADESH	AP	गुंटूर/Guntur	127.1	126.5	127.4	129.4	132.3	133.1	131.8	133.4	134.7	137.9	139.6	139.0
2	आंध्र प्रदेश/ANDHRA PRADESH	AP	नेल्लोर/Nellore	123.3	123.5	123.7	124.0	125.5*	125.0	125.3	126.3	129.1	132.1	133.0	132.7
3	आंध्र प्रदेश/ANDHRA PRADESH	AP	विशाखापट्टनम/Visakhapatnam	136.7	136.8	137.2	138.9	140.6	140.7	142.4	142.2	143.4	145.8	145.7	146.2
4	असम/ASSAM	ASM	बिस्वनाथ-चाराली/Biswanath-Chariali	130.5	131.1	133.2	134.5*	135.5	135.8	137.1	137.0	137.2	136.6	137.1	136.3
5	असम/ASSAM	ASM	डूम-डूम तिनसुकिया/Doom-Doom Tinsukia	134.9	135.1	137.3	142.7	145.4	147.3	147.7	148.7	148.7	147.4	147.5*	147.3
6	असम/ASSAM	ASM	गुवाहाटी/Guwahati	137.2	138.9	140.4	141.9	142.6	143.5	145.2	145.8	146.0	146.7	146.7	145.7
7	असम/ASSAM	ASM	लबाक-सिलचर/Labac-Silchar	119.8	119.7	125.5*	126.6	128.7	129.8	131.0	132.5	133.7	135.1	135.4	133.6
8	असम/ASSAM	ASM	नुमालीगढ़-गोलाघाट/Numaligarh-Golaghat	118.6	120.3	121.6	126.9	128.6	129.0	131.8	134.4	137.0	137.5*	137.0	137.2
9	असम/ASSAM	ASM	शिवसागर/Sibsagar	126.0	126.5*	129.4	131.3	133.7	133.9	134.1	135.1	135.5	135.9	136.3	136.7
10	बिहार/BIHAR	BIH	मुंगेर-जमालपुर/Munger-Jamalpur	121.4	122.0	123.2	123.7	124.9	126.0	127.6	128.6	131.8	134.1	133.8	132.4
11	बिहार/BIHAR	BIH	पटना/Patna	124.0	123.4	124.1	125.3	125.2	125.2	127.2	129.2	128.8	130.8	133.3	132.5
12	चंडीगढ़/CHANDIGARH(UT)	CHD	चंडीगढ़/Chandigarh	126.8	127.0	127.3	129.0	132.5	133.2	135.0	137.2	137.5	137.6	138.0	137.4
13	छत्तीसगढ़/CHHATTISGARH	CHS	भिलाई/Bhilai	118.1	118.2	120.4	122.3	124.5	124.4	124.2	123.6	124.1	124.3	123.3	122.4
14	छत्तीसगढ़/CHHATTISGARH	CHS	कोरबा/ Korba	128.4	129.4	130.1	132.2	132.0	131.6	133.2	132.7	132.6	133.1	137.5	136.7
15	छत्तीसगढ़/CHHATTISGARH	CHS	रायपुर/Raipur	121.2	121.1	122.8	124.9	127.7	128.7	128.9	128.8	129.2	130.9	128.9	128.0
16	दादर एवं नगर हवेली/ DADRA & NAGAR HAVELI(UT)	DNH	दादरा और नगर हवेली/Dadra & Nagar Haveli	120.7	120.7	121.6	123.6	124.0	124.8	125.8	124.0	124.7	125.4	124.3	123.3
17	दिल्ली(एनसीटी)/DELHI (NCT)	DLI	दिल्ली/Delhi	120.0	120.2	121.8	125.5	124.3	124.8	126.1	128.0	128.7	129.9	130.0	128.7
18	गोवा/GOA	GOA	गोवा/Goa	121.6	122.2	122.9	125.1	125.5	125.6	127.1	126.4	127.0	126.9	126.4	126.8
19	गुजरात/GUJARAT	GUJ	अहमदाबाद/Ahmedabad	120.3	119.8	120.5	121.8	122.4	122.4	124.4	125.7	125.1	128.5*	126.8	126.4
20	गुजरात/GUJARAT	GUJ	भावनगर/Bhavnagar	121.1	120.5*	120.9	123.5*	126.8	126.7	126.8	126.7	131.2	131.3	131.0	129.2

Central Government of India, Ministry of Statistics and Programme Implementation

Authorized Signatory

21	गुजरात/GUJARAT	GUJ	राजकोट/Rajkot	124.4	124.4	128.0	129.9	131.2	130.6	130.9	131.1	134.2	133.3	132.8	132.7
22	गुजरात/GUJARAT	GUJ	सुरत/Surat	121.4	121.1	121.9	122.5*	123.3	123.8	125.3	125.0	125.3	126.4	124.7	124.6
23	गुजरात/GUJARAT	GUJ	वडोदरा/Vadodara	120.6	120.4	122.2	124.2	124.0	123.6	124.8	124.7	125.4	127.4	126.3	125.4
24	हरियाणा/HARYANA	HRY	फरीदाबाद/Faridabad	122.3	122.2	123.1	128.6	127.8	127.8	128.4	128.7	129.0	130.8	130.1	133.4
25	हरियाणा/HARYANA	HRY	गुरगाम/Gurgaon	123.4	122.8	123.6	131.0	131.9	131.4	133.3	133.1	134.1	136.1	135.1	133.6
26	हरियाणा/HARYANA	HRY	यमुनानगर/Yamunanagar	123.6	123.6	127.2	128.2	126.7	127.3	129.7	130.3	131.8	133.6	134.2	134.5
27	हिमाचल प्रदेश/HIMACHAL PRADESH	HP	हिमाचल प्रदेश/Himachal Pradesh	126.0	126.4	126.9	129.1	131.3	131.9	129.7	131.2	131.2	131.7	131.3	130.2
28	जम्मू और कश्मीर/JAMMU & KASHMIR	J&K	जम्मू और कश्मीर/Jammu & Kashmir	132.3	132.8	132.0	133.5	133.5*	134.1	135.6	136.3	136.8	137.3	136.5*	136.0
29	झारखंड/JHARKHAND	JRK	बोकारो/Bokaro	122.7	123.5*	125.5	126.8	127.1	128.2	127.8	126.7	126.2	129.1	128.1	126.9
30	झारखंड/JHARKHAND	JRK	धनबाद-झरिया/Dhanbad-Jharlia	129.6	130.8	130.7	131.5*	131.1	132.7	133.8	133.3	136.5	137.3	136.6	135.9
31	झारखंड/JHARKHAND	JRK	जमशेदपुर/Jamshedpur	136.1	135.8	137.8	138.6	139.5	139.7	140.1	136.4	139.8	140.8	142.5	142.1
32	झारखंड/JHARKHAND	JRK	रामगढ़/Ramgarh	127.9	128.3	129.6	130.3	132.1	130.8	132.4	130.5	131.8	134.2	135.2	135.6
33	कर्नाटक/KARNATAKA	KNT	बेलगाम/Belgaum	126.8	125.5	126.3	127.9	129.9	129.3	129.1	129.8	131.7	134.8	135.7	135.1
34	कर्नाटक/KARNATAKA	KNT	बैंगलुरु/Bengaluru	119.4	119.5*	119.1	121.1	123.2	123.1	124.2	124.0	125.0	125.0	124.9	125.0
35	कर्नाटक/KARNATAKA	KNT	चिकमगलूर/Chikmagalur	117.4	116.6	117.3	117.9	120.3	119.1	120.2	121.9	123.6	125.5*	125.8	125.9
36	कर्नाटक/KARNATAKA	KNT	दावनगरे/Davanagere	127.0	126.8	127.6	129.8	131.9	130.8	131.5*	132.4	134.3	136.5*	137.3	136.7
37	कर्नाटक/KARNATAKA	KNT	हुबली, धारवाड़/Hubli-Dharwad	124.1	123.8	124.5*	125.9	127.4	126.5*	125.9	126.5*	126.7	127.7	128.0	127.5*
38	कर्नाटक/KARNATAKA	KNT	मरकरा-कोडगु/Mercara-Kodagu	122.2	121.5	121.7	123.1	125.3	125.8	124.9	124.8	127.5*	129.2	129.6	130.5*
39	कर्नाटक/KARNATAKA	KNT	मैसूर/Mysore	123.8	123.9	124.7	127.1	127.5*	127.0	127.7	127.8	130.9	132.0	132.5*	132.5*
40	केरल/KERALA	KRL	एर्नाकुलम / अलवै/Ernakulam/Alwaye	128.9	128.3	129.3	129.7	132.4	132.4	133.1	132.7	133.1	134.1	134.3	134.1
41	केरल/KERALA	KRL	इडुक्की/Idukki	129.6	128.7	129.8	131.3	133.0	134.0	132.6	132.8	133.1	134.8	134.8	136.5*
42	केरल/KERALA	KRL	कोल्लम/Kollam	126.3	126.8	126.3	126.8	129.4	130.1	130.4	129.8	131.3	133.0	133.1	133.5*
43	मध्य प्रदेश/MADHYA PRADESH	MP	भोपाल/Bhopal	121.1	122.8	123.1	123.8	124.4	123.8	124.8	126.0	126.9	127.2	127.6	126.8
44	मध्य प्रदेश/MADHYA PRADESH	MP	छिंदवाड़ा/Chhindwara	123.6	124.1	125.5*	127.7	128.7	127.3	128.6	129.2	128.6	129.1	132.1	130.4
45	मध्य प्रदेश/MADHYA PRADESH	MP	इंदौर/Indore	116.5*	117.4	121.4	123.5*	124.4	123.8	123.4	123.9	126.1	126.7	125.4	124.4
46	मध्य प्रदेश/MADHYA PRADESH	MP	जबलपुर/Jabalpur	126.9	127.3	128.7	133.1	132.7	132.8	134.4	134.4	134.1	132.9	132.9	132.6
47	महाराष्ट्र/MAHARASHTRA	MHR	मुंबई/Mumbai	119.2	118.8	120.4	120.7	122.1	123.4	123.7	123.4	124.7	126.1	125.3	124.3
48	महाराष्ट्र/MAHARASHTRA	MHR	नागपुर/Nagpur	126.1	126.0	126.2	128.2	128.2	128.9	130.0	129.9	129.8	129.6	129.2	132.2
49	महाराष्ट्र/MAHARASHTRA	MHR	नासिक/Nasik	120.8	121.6	122.3	122.6	122.9	123.8	124.0	123.6	123.6	123.6	126.4	124.5*

Kanpur River Management Pvt. Ltd.

Kanpur
Authorized Signatory

50	महाराष्ट्र/MAHARASHTRA	MHR	पुणे/Pune	120.8	121.0	121.5*	122.4	123.2	123.3	123.2	123.0	122.8	124.2	122.3	122.4
51	महाराष्ट्र/MAHARASHTRA	MHR	सोलापूर/Solapur	131.1	130.8	131.3	133.2	133.3	132.6	134.1	138.0	138.1	139.4	137.2	137.9
52	महाराष्ट्र/MAHARASHTRA	MHR	ठाणे/Thane	119.1	122.0	122.2	123.1	123.6	124.3	124.8	124.7	124.7	125.5*	125.3	124.9
53	मेघालय/MEGHALAYA	MEG	शिलोंग/Shillong	135.2	135.1	136.4	136.2	139.1	139.5*	142.4	141.1	140.5	141.8	142.4	143.5*
54	उड़ीसा/ODISHA	ODI	अंगुल-तोलचर/Angul-Talchar	130.8	131.6	137.0	141.8	142.2	142.1	142.1	144.1	144.4	143.4	142.7	143.4
55	उड़ीसा/ODISHA	ODI	कटक/Cuttack	135.0	135.9	137.3	138.8	139.5	139.1	140.0	140.2	141.0	141.7	140.6	139.4
56	उड़ीसा/ODISHA	ODI	क्योंझर/Keonjhar	134.5*	134.2	136.2	138.1	137.9	137.3	139.2	140.6	140.6	141.5	142.3	140.6
57	पुदुचेरी (यूटी)/PUDUCHERRY(UT)	PUD	पुदुचेरी/Puducherry	132.6	130.7	131.9	133.3	134.9	137.5	135.7	134.4	134.9	137.0	137.2	138.1
58	पंजाब/PUNJAB	PUN	अमृतसर/Amritsar	120.7	120.9	121.6	123.9	123.7	125.9	127.6	127.7	127.3	126.9	125.2	126.6
59	पंजाब/PUNJAB	PUN	जालंधर/Jalandhar	121.2	121.6	121.4	127.9	132.1	132.5	135.7	133.8	135.6	135.5*	136.7	137.5*
60	पंजाब/PUNJAB	PUN	लुधियाना/Ludhiana	125.2	124.4	124.3	126.7	128.0	128.5	130.5	132.4	133.8	137.4	139.2	138.6
61	पंजाब/PUNJAB	PUN	संगरूर/Sangrur	120.6	120.5*	126.8	129.2	130.4	128.0	128.2	128.7	129.1	131.6	132.5*	132.8
62	राजस्थान/RAJASTHAN	RJN	अलवर/Alwar	124.8	124.9	124.6	124.4	126.1	125.8	128.0	126.7	126.7	128.5	127.8	127.1
63	राजस्थान/RAJASTHAN	RJN	भीलवाड़ा/Bhilwara	120.3	122.4	123.7	127.1	127.3	126.6	127.9	129.2	129.6	129.7	129.8	129.8
64	राजस्थान/RAJASTHAN	RJN	जयपुर/Jaipur	116.5	117.2	119.4	121.1	124.4	124.4	125.0	127.4	129.0	131.8	126.3	126.0
65	तमिलनाडु/TAMIL NADU	TN	चेन्नई/Chennai	126.4	123.7	123.2	124.8	128.4	127.1	127.3	127.4	128.0	128.4	127.6	127.0
66	तमिलनाडु/TAMIL NADU	TN	कोयंबटूर/Coimbatore	123.1	120.6	120.9	123.0	128.2	127.8	127.0	127.4	128.0	128.4	127.6	127.0
67	तमिलनाडु/TAMIL NADU	TN	कुन्नूर/Coonoor	125.7	124.0	123.9	125.2	128.6	127.1	126.8	126.6	129.0	131.8	129.6	129.7
68	तमिलनाडु/TAMIL NADU	TN	मदुरै/Madurai	128.5	126.4	127.2	129.1	131.0	131.2	131.6	132.9	135.1	136.4	137.4	138.2
69	तमिलनाडु/TAMIL NADU	TN	सेलम/Salem	127.1	122.4	121.3	124.0	128.8	129.5*	125.4	126.3	128.1	130.3	130.8	131.8
70	तमिलनाडु/TAMIL NADU	TN	तिरुनेलवेली/Tirunelveli	131.3	127.6	129.3	131.3	134.1	135.4	135.1	136.0	137.0	138.2	138.5*	140.9
71	तमिलनाडु/TAMIL NADU	TN	विरुधु नगर/Virudhu Nagar	127.2	124.7	124.2	126.2	128.3	129.8	127.8	128.2	129.3	129.5*	131.0	130.8
72	तेलंगाना/TELANGANA	TEL	हैदराबाद/Hyderabad	123.3	122.9	123.6	124.6	126.6	127.8	130.1	130.4	131.9	133.4	133.0	132.5*
73	तेलंगाना/TELANGANA	TEL	मंचेरियल/Mancherial	134.8	135.1	134.2	136.4	137.1	137.0	138.8	139.4	141.2	143.0	144.8	144.3
74	तेलंगाना/TELANGANA	TEL	वारंगल/Warangal	126.3	123.7	124.2	128.5	131.4	132.9	133.3	132.3	134.3	136.2	135.4	135.3
75	त्रिपुरा/TRIPURA	TRP	त्रिपुरा/Tripura	126.3	124.7	126.5*	128.3	129.8	131.8	132.5*	132.1	131.6	133.1	133.9	133.3
76	उत्तर प्रदेश/UTTAR PRADESH	UP	आगरा/Agra	124.8	125.4	129.3	130.6	131.3	131.4	131.4	134.6	136.3	137.3	137.1	137.6
	उत्तर प्रदेश/UTTAR PRADESH	UP	गाजियाबाद/Ghaziabad/G.B. Nagar	126.2	127.6	127.8	128.4	129.4	130.9	132.3	132.4	133.2	135.7	136.1	135.1
77															
78	उत्तर प्रदेश/UTTAR PRADESH	UP	कानपुर/Kanpur	126.7	127.1	128.8	131.0	130.8	131.1	132.1	133.4	134.8	135.2	135.6	134.8
79	उत्तर प्रदेश/UTTAR PRADESH	UP	लखनऊ/Lucknow	127.2	128.7	133.6	135.5	135.7	136.7	138.7	138.5	139.2	140.8	140.1	138.2
80	उत्तर प्रदेश/UTTAR PRADESH	UP	वाराणसी/Varanasi	126.3	126.7	127.5	128.1	129.2	129.2	130.9	132.5*	135.8	135.2	135.2	134.1
	उत्तराखंड/UTTARAKHAND	UTK	उधम सिंह नगर/Udhm Singh Nagar	131.8	131.6	135.2	137.0	137.6	137.5*	141.3	140.9	142.3	142.3	141.9	141.5
81															

Kanpur River Management Pvt. Ltd.

Blank
Authorized Signatory

82	पश्चिम बंगाल/WEST BENGAL	WB	दाजिलिंग /Darjeeling	116.4	117.2	116.4	118.3	118.5	119.7	121.9	123.7	125.2	125.5*	125.1
83	पश्चिम बंगाल/WEST BENGAL	WB	दुर्गापुर/Durgapur	129.9	130.5	131.9	131.9	132.0	132.0	133.8	134.5	137.4	137.1	135.6
84	पश्चिम बंगाल/WEST BENGAL	WB	हल्दिया/Haldia	118.0	118.6	118.7	120.3	120.6	121.6	121.7	123.8	122.5*	122.4	122.1
85	पश्चिम बंगाल/WEST BENGAL	WB	हावड़ा/Howrah	125.2	127.8	128.7	130.1	129.9	130.8	131.5	134.0	135.5	135.2	135.0
86	पश्चिम बंगाल/WEST BENGAL	WB	जलपाईगुड़ी/Jalpaiguri	122.5*	122.4	123.6	126.7	128.4	131.7	132.9	133.8	134.5	134.3	132.9
87	पश्चिम बंगाल/WEST BENGAL	WB	कोलकाता/Kolkata	131.2	134.0	137.3	137.4	137.8	138.6	140.1	140.6	141.0	139.7	138.4
88	पश्चिम बंगाल/WEST BENGAL	WB	रानीगंज/Raniganj	136.9	137.2	139.3	139.5*	139.0	139.6	139.8	142.5*	142.4	141.7	142.0
*दूसरे दशमलव अंक से पूर्ण किया गया/ Rounded up from second decimal place.														

Kanpur River Management Pvt. Ltd.

Blair
Authorized Signatory

All India and Centre-wise Linking factors of Consumer Price Index Numbers for Industrial Workers on base 2016 = 100

ALL INDIA=2.88

STATE/UT	S.NO	CENTRE	Linking Factor	STATE/UT	S.NO	CENTRE	Linking Factor
AP	1	गदुर/Guntur	2.61	MHR	47	मुंबई/Mumbai	2.91
	2	नल्लोर/Nellore	N		48	नागपुर/Nagpur	3.60
	3	विशाखापट्टनम/Visakhapatnam	2.44		49	नासिक/Nasik	3.42
	4	बिस्वनाथ-चाराली/Biswanath-Chariali	N		50	पुणे/Pune	3.22
ASM	5	डूम-डूमा तिनसुकिया/Doom-Dooma Tinsukia	2.38	51	सोलापूर/Solapur	3.10	
	6	गुवाहाटी/Guwahati	2.42	52	ठाणे/Thane	N	
	7	लबाक-सिलचर/Labac-Silchar	2.48	53	शिलांग/Shillong	N	
	8	नमालीगढ़-गोलाघाट/Numaligarh-Golaghat	N	54	अंगुल-तालचर/Angul-Talchar	2.88	
BIH	9	शिवसागर/Sibsagar	N	55	कटक/Cuttack	N	
	10	मंगेर-जमालपुर/Munger-Jamalpur	3.16	56	क्यांझर/Keonjhar	N	
CHD	11	पटना/Patna	N	57	पुडुचेरी/Puducherry	2.88	
	12	चंडीगढ़/Chandigarh	2.79	58	अमृतसर/Amritsar	2.98	
CHS	13	भिलाई/Bhilai	3.13	59	जालंधर/Jalandhar	2.84	
	14	कोरबा/Korba	N	60	लुधियाना/Ludhiana	2.62	
	15	रायपुर/Raipur	N	61	संगरूर/Sangrur	N	
DNH	16	दादरा और नगर हवेली/Dadra & Nagar Haveli	N	62	अलवर/Alwar	N	
DLI	17	दिल्ली/Delhi	2.82	63	भिलवाड़ा/Bhilwara	2.71	
GOA	18	गोवा/Goa	3.20	64	जयपुर/Jaipur	2.89	
	19	अहमदाबाद/Ahmedabad	2.73	65	चेन्नई/Chennai	2.50	
GUJ	20	भावनगर/Bhavnagar	2.84	66	कोयंबटूर/Coimbatore	2.60	
	21	राजकोट/Rajkot	2.90	67	कोन्नूर/Coonoor	2.96	
	22	सुरत/Surat	2.64	68	मद्रै/Madurai	2.69	
HRY	23	वडोदरा/Vadodara	2.66	69	सेलम/Salem	2.69	
	24	फरीदाबाद/Faridabad	2.57	70	तिरुनेलवेली/Tirunelveli	N	
	25	गुरुग्राम/Gurgaon	N	71	विरुध नगर/Virudhu Nagar	N	
HP	26	यमनानगर/Yamunanagar	2.78	72	हैदराबाद/Hyderabad	2.44	
J&K	27	हिमाचल प्रदेश/Himachal Pradesh	2.46	73	मचेरियल/Mancheriyal	N	
	28	जम्मू और कश्मीर/Jammu & Kashmir	2.55	74	वारंगल/Warangal	2.97	
JRK	29	बोकारो/Bokaro	2.78	75	त्रिपुरा/Tripura	2.43	
	30	धनबाद-झरिया/Dhanbad-Jharia	3.29	76	आगरा/Agra	3.33	
	31	जमशेदपुर/Jamshedpur	3.24	77	गाजियाबाद/Ghaziabad/G.B.	3.00	
KNT	32	रामगढ़/Ramgarh	N	78	कानपुर/Kanpur	3.15	
	33	बेलगाम/Belgaum	2.86	79	लखनऊ/Lucknow	3.05	
	34	बंगलुरु/Bengaluru	2.75	80	वाराणसी/Varanasi	3.03	
	35	चिकमगलूर/Chikmagalur	N	81	उधम सिंह नगर/Udhm Singh	N	
KRL	36	दावणगेरे/Davanagere	N	82	दाजिलिंग/Darjeeling	2.53	
	37	हबली, धारवाड़/Hubli-Dharwad	3.10	83	दुर्गापुर/Durgapur	2.92	
	38	मरकरा-कोडग/Mercara-Kodagu	2.97	84	हल्दिया/Haldia	3.55	
	39	मैसूर/Mysore	2.92	85	होवड़ा/Howrah	2.58	
MP	40	एनीकलम / अलवे/Ernakulam/Alwaye	2.84	86	जलपाईगड़ी/Jalpaiguri	2.52	
	41	इडुक्की/Idukki	N	87	कोलकाता/Kolkata	2.46	
	42	कोल्लम/Kollam	3.21	88	रानीगंज/Raniganj	2.57	
MP	43	भोपाल/Bhopal	3.11	Karnpur River Management Pvt. Ltd			
	44	छिंदवाड़ा/Chhindwara	2.94	N=New Centre under 2016 Series			
	45	इंदौर/Indore	2.70	Karnpur River Management Pvt. Ltd			
	46	जबलपुर/Jabalpur	3.00	Karnpur River Management Pvt. Ltd			

Digitized Signatory



सत्यमेव जयते

आर्थिक सलाहकार का कार्यालय
OFFICE OF THE ECONOMIC ADVISER
DEPARTMENT FOR PROMOTION OF INDUSTRY AND
INTERNAL TRADE



एक कदम स्वच्छता की ओर

Wholesale Price Index (WPI)

Monthly Wholesale Price Index

Name of Commodity : All commodities

Type : Group Item

Weight : 100

Base Year : 2011-12 = 100

Month/Year	Jan	Feb	Mar	Apr	May	Jun	Jul	Aug	Sep	Oct	Nov	Dec
2022	143.8	145.3	148.9	152.3	155	155.4	154	153.2	151.9	152.9	152.1	150.4

1. Figure 0 may be treated as index for particular item not-available.
2. Figures for the latest two months are provisional. Latest two months are to be reckoned with reference to the latest monthly press release issued.
3. (NR : Not Released) : Please refer official Press Release for more information.

Website Content Managed by Office of the Economic Adviser, DPIIT, MoCI, GoI

Disclaimer | Last updated on 31.01.2023

Kapur River Management Pvt. Ltd.

Authorized Signatory



Wholesale Price Index (WPI)

Monthly Wholesale Price Index
Name of Commodity : All commodities
Type : Group Item
Weight : 100
Base Year : 2011-12 = 100

Month/Year	Jan	Feb	Mar	Apr	May	Jun	Jul	Aug	Sep	Oct	Nov	Dec
2018	116	116.1	116.3	117.3	118.3	119.1	119.9	120.1	120.9	122	121.6	119.7

1. Figure 0 may be treated as index for particular item not-available.
2. Figures for the latest two months are provisional. Latest two months are to be reckoned with reference to the latest monthly press release issued.
3. (NR : Not Released) : Please refer official Press Release for more information.

Kanpur River Management Pvt. Ltd.

Authorized Signatory

GROUP/SUB-GROUP INDICES FOR THE YEAR 2018
Consumer Price Index Numbers for Industrial Workers Base 2001=100

S.no.	Group / Sub-Group	Jan	Feb	Mar	Apr	May	Jun	Jul	Aug	Sep	Oct	Nov	Dec
a)	Cereals and Products	277	277	278	279	279	279	279	281	284	285	286	286
b)	Pulses and Products	274	271	268	265	263	261	262	264	264	265	269	275
c)	Oils and Fats	282	280	280	282	283	282	283	287	286	286	287	288
d)	Meat, Fish and Eggs	397	397	398	402	407	421	419	415	407	414	419	426
e)	Milk and Milk Products	326	325	326	327	327	328	328	328	328	328	328	328
f)	Condiments and Spices	377	345	312	293	293	302	317	313	307	308	310	300
g)	Vegetables and Fruits	303	288	296	319	328	343	356	354	342	349	337	309
h)	Other Food	300	299	299	297	295	297	300	301	302	303	303	303
i)	Food	308	304	303	305	307	311	314	314	312	314	314	311
ii)	Pan, Supari, Tobacco & Intoxicants	366	368	371	373	375	375	376	377	379	379	379	380
iii)	Fuel & Light	265	267	266	267	265	268	270	270	272	273	274	274
iv)	Housing	334	334	334	334	334	334	387	387	387	387	387	387
v)	Clothing, Bedding & Footwear	217	219	219	220	220	220	221	220	221	221	221	222
vi)	Medical Care	235	237	238	238	239	241	242	243	244	245	246	254
vii)	Education, Recreation and Amusement	191	191	191	192	193	194	194	194	195	196	197	197
viii)	Transport & Communication	262	268	269	271	273	275	275	277	282	282	278	275
ix)	Personal Care and Effects	249	249	248	247	247	248	249	250	252	253	254	255
x)	Other Miscellaneous Items	277	279	279	281	282	282	283	284	284	285	286	286
xi)	Miscellaneous	238	240	240	241	241	243	243	244	246	247	247	248
xii)	GENERAL INDEX	288	287	287	288	289	291	301	301	301	302	302	301

Kanpur River Management Pvt. Ltd.

Ray
Authorized Signatory